


THE CORNICHE

凱玥



SALES BROCHURE

售樓說明書

THE CORNICHE

凱玥

1 NOTES TO PURCHASERS OF FIRST-HAND RESIDENTIAL PROPERTIES

一手住宅物業買家須知

You are advised to take the following steps before purchasing first-hand residential properties.

FOR ALL FIRST-HAND RESIDENTIAL PROPERTIES

1. Important information

- Make reference to the materials available on the Sales of First-hand Residential Properties Electronic Platform (SRPE) (www.srpe.gov.hk) on the first-hand residential property market.
- Study the information on the website designated by the vendor for the development, including the sales brochure, price lists, documents containing the sales arrangements, and the register of transactions of a development.
- Sales brochure for a development will be made available to the general public at least 7 days immediately before a date of sale while price list and sales arrangements will be made available at least 3 days immediately before the date of sale.
- Information on transactions can be found on the register of transactions on the website designated by the vendor for the development and the SRPE.

2. Fees, mortgage loan and property price

- Calculate the total expenses of the purchase, such as solicitors' fees, mortgage charges, insurance fees and stamp duties.
- Check with banks to find out if you will be able to obtain the needed mortgage loan, select the appropriate payment method and calculate the amount of the mortgage loan to ensure it is within your repayment ability.
- Check recent transaction prices of comparable properties for comparison.
- Check with the vendor or the estate agent the estimated management fee, the amount of management fee payable in advance (if any), special fund payable (if any), the amount of reimbursement of the deposits for water, electricity and gas (if any), and/or the amount of debris removal fee (if any) you have to pay to the vendor or the manager of the development.

3. Price list, payment terms and other financial incentives

- Vendors may not offer to sell all the residential properties that are covered in a price list. To know which residential properties the vendors may offer to sell, pay attention to the sales arrangements which will be announced by the vendors at least 3 days before the relevant residential properties are offered to be sold.
- Pay attention to the terms of payment as set out in a price list. If there are discounts on the price, gift, or any financial advantage or benefit to be made available in connection with the purchase of the residential properties, such information will also be set out in the price list.
- If you intend to opt for any mortgage loan plans offered by financial institutions specified by the vendor, before entering into a preliminary agreement for sale and purchase (PASP), you must study the details of

various mortgage loan plans¹ as set out in the price list concerned. If you have any questions about these mortgage loan plans, you should check with the financial institutions concerned direct before entering into a PASP.

4. Property area and its surroundings

- Pay attention to the area information in the sales brochure and price list, and price per square foot/metre in the price list. According to the Residential Properties (First-hand Sales) Ordinance (Cap. 621) (the Ordinance), vendors can only present the area and price per square foot and per square metre of a residential property using saleable area. Saleable area, in relation to a residential property, means the floor area of the residential property, and includes the floor area of every one of the following to the extent that it forms part of the residential property - (i) a balcony; (ii) a utility platform; and (iii) a verandah. The saleable area excludes the area of the following which forms part of the residential property - air-conditioning plant room; bay window; cockloft; flat roof; garden; parking space; roof; stairhood; terrace and yard.
- Floor plans of all residential properties in the development have to be shown in the sales brochure. In a sales brochure, floor plans of residential properties in the development must state the external and internal dimensions of each residential property². The external and internal dimensions of residential properties as provided in the sales brochure exclude plaster and finishes. You are advised to note this if you want to buy furniture before handing over of the residential property.
- Visit the development site and get to know the surroundings of the property (including transportation and community facilities). Check town planning proposals and decisions which may affect the property. Take a look at the location plan, aerial photograph, outline zoning plan and cross-section plan that are provided in the sales brochure.

5. Sales brochure

- Ensure that the sales brochure obtained is the latest version. According to the Ordinance, the sales brochure made available to the public should be printed or examined, or examined and revised within the previous 3 months.

¹ The details of various mortgage loan plans include the requirements for mortgagors on minimum income level, the loan limit under the first mortgage and second mortgage, the maximum loan repayment period, the change of mortgage interest rate throughout the entire repayment period, and the payment of administrative fees.

² According to section 10(2)(d) in Part 1 of Schedule 1 to the Ordinance, each of the floor plans of the residential properties in the development in the sales brochure must state the following –

- (i) the external dimensions of each residential property;
- (ii) the internal dimensions of each residential property;
- (iii) the thickness of the internal partitions of each residential property;
- (iv) the external dimensions of individual compartments in each residential property.

According to section 10(3) in Part 1 of Schedule 1 to the Ordinance, if any information required by section 10(2)(d) in Part 1 of Schedule 1 to the Ordinance is provided in the approved building plans for the development, a floor plan must state the information as so provided.

- In respect of an uncompleted development, the vendor may alter the building plans (if any) whenever the vendor considers necessary. To know the latest information of an uncompleted development, keep paying attention to any revised sales brochures made available by the vendor.
- Read through the sales brochure and in particular, check the following information in the sales brochure –
 - whether there is a section on “relevant information” in the sales brochure, under which information on any matter that is known to the vendor but is not known to the general public, and is likely to materially affect the enjoyment of a residential property will be set out. Please note that information contained in a document that has been registered with the Land Registry will not be regarded as “relevant information”;
 - the cross-section plan showing a cross-section of the building in relation to every street adjacent to the building, and the level of every such street in relation to a known datum and to the level of the lowest residential floor of the building. This will help you visualize the difference in height between the lowest residential floor of a building and the street level, regardless of how that lowest residential floor is named;
 - interior and exterior fittings and finishes and appliances;
 - the basis on which management fees are shared;
 - whether individual owners have obligations or need to share the expenses for managing, operating and maintaining the public open space or public facilities inside or outside the development, and the location of the public open space or public facilities; and
 - whether individual owners have responsibility to maintain slopes.

6. Government land grant and deed of mutual covenant (DMC)

- Read the Government land grant and the DMC (or the draft DMC). Information such as ownership of the rooftop and external walls can be found in the DMC. The vendor will provide copies of the Government land grant and the DMC (or the draft DMC) at the place where the sale is to take place for free inspection by prospective purchasers.
- Check the Government land grant on whether individual owners are liable to pay Government rent.
- Check the DMC on whether animals can be kept in the residential property.

7. Information on Availability of Residential Properties for Selection at Sales Office

- Check with the vendor which residential properties are available for selection. If a “consumption table” is displayed by the vendor at the sales office, you may check from the table information on the progress of sale on a date of sale, including which residential properties are offered for sale at the beginning of that date of sale and which of them have been selected and sold during that date of sale.
- Do not believe in rumours about the sales condition of the development and enter into a PASP rashly.

1 NOTES TO PURCHASERS OF FIRST-HAND RESIDENTIAL PROPERTIES

一手住宅物業買家須知

8. Register of Transactions

- Pay attention to the register of transactions for a development. A vendor must, within 24 hours after entering into a PASP with a purchaser, enter transaction information of the PASP in the register of transactions. The vendor must, within 1 working day after entering into an agreement for sale and purchase (ASP), enter transaction information of the ASP in the register of transactions. Check the register of transactions for the concerned development to learn more about the sales condition of the development.
- Never take the number of registrations of intent or cashier orders a vendor has received for the purpose of registration as an indicator of the sales volume of a development. The register of transactions for a development is the most reliable source of information from which members of the public can grasp the daily sales condition of the development.

9. Agreement for sale and purchase

- Ensure that the PASP and ASP include the mandatory provisions as required by the Ordinance.
- Pay attention that fittings, finishes and appliances to be included in the sale and purchase of the property are inserted in the PASP and ASP.
- Pay attention to the area plan annexed to the ASP which shows the total area which the vendor is selling to you. The total area which the vendor is selling to you is normally greater than the saleable area of the property.
- Pay attention to the vendor's right to alter the building plans (if any) for an uncompleted development. The mandatory provisions to be incorporated in an ASP for uncompleted development as required by the Ordinance include a provision requiring the vendor to notify the purchaser in writing of such alteration if the same affects in any way the property within 14 days after its having been approved by the Building Authority.
- A preliminary deposit of **5%** of the purchase price is payable by you to the owner (i.e. the seller) on entering into a PASP.
- If you do not execute the ASP within **5 working days** (working day means a day that is not a general holiday or a Saturday or a black rainstorm warning day or gale warning day) after entering into the PASP, the PASP is terminated, the preliminary deposit (i.e. 5% of the purchase price) is forfeited, and the owner (i.e. the seller) does not have any further claim against you for not executing the ASP.
- If you execute the ASP within 5 working days after the signing of the PASP, the owner (i.e. the seller) must execute the ASP within 8 working days after entering into the PASP.
- The deposit should be made payable to the solicitors' firm responsible for stakeholding purchasers' payments for the property.

10. Expression of intent of purchasing a residential property

- Note that vendors (including their authorized representative(s)) should not seek or accept any specific or general expression of intent of purchasing any residential property before the relevant price lists for such properties are made available to the public. You therefore should not make such an offer to the vendors or their authorized representative(s).

- Note that vendors (including their authorized representative(s)) should not seek or accept any specific expression of intent of purchasing a particular residential property before the sale of the property has commenced. You therefore should not make such an offer to the vendors or their authorized representative(s).

11. Appointment of estate agent

- Note that if the vendor has appointed one or more than one estate agents to act in the sale of any specified residential property in the development, the price list for the development must set out the name of all the estate agents so appointed as at the date of printing of the price list.
- You may appoint any estate agent (not necessarily from those estate agency companies appointed by the vendor) to act in the purchase of any specified residential property in the development, and may also not appoint any estate agent to act on your behalf.
- Before you appoint an estate agent to look for a property, you should –
 - find out whether the agent will act on your behalf only. If the agent also acts for the vendor, he/she may not be able to protect your best interests in the event of a conflict of interest;
 - find out whether any commission is payable by you to the estate agent and, if so, its amount and the time of payment; and
 - note that only licensed estate agents or salespersons may accept your appointment. If in doubt, you should request the estate agent or salesperson to produce his/her Estate Agent Card, or check the Licence List on the Estate Agents Authority website: www.eaa.org.hk.

12. Appointment of solicitor

- Consider appointing your own solicitor to protect your interests. If the solicitor also acts for the vendor, he/she may not be able to protect your best interests in the event of a conflict of interest.
- Compare the charges of different solicitors.

FOR FIRST-HAND UNCOMPLETED RESIDENTIAL PROPERTIES

13. Pre-sale Consent

- For uncompleted residential property under the Lands Department Consent Scheme, seek confirmation from the vendor whether the "Pre-sale Consent" has been issued by the Lands Department for the development.

14. Show flats

- While the vendor is not required to make any show flat available for viewing by prospective purchasers or the general public, if the vendor wishes to make available show flats of a specified residential property, the vendor must first of all make available an unmodified show flat of that residential property and that, having made available such unmodified show flat, the vendor may then make available a modified show flat of that residential property. In this connection, the vendor is allowed to make available more than one modified show flat of that residential property.

- If you visit the show flats, you should always look at the unmodified show flats for comparison with the modified show flats. That said, the Ordinance does not restrict the discretion of the vendor in arranging the sequence of the viewing of unmodified and modified show flats.
- Sales brochure of the development should have been made available to the public when the show flat is made available for viewing. You are advised to get a copy of the sales brochure and make reference to it when viewing the show flats.
- You may take measurements in modified and unmodified show flats, and take photographs or make video recordings of unmodified show flats, subject to reasonable restriction(s) which may be set by the vendor for ensuring safety of the persons viewing the show flat.

FOR FIRST-HAND UNCOMPLETED RESIDENTIAL PROPERTIES AND COMPLETED RESIDENTIAL PROPERTIES PENDING COMPLIANCE

15. Estimated material date and handing over date

- Check the estimated material date³ for the development in the sales brochure.
 - The estimated material date for a development in the sales brochure is not the same as the date on which a residential property is handed over to purchaser. The latter is normally later than the former. However, the handing over date may be earlier than the estimated material date set out in the sales brochure in case of earlier completion of the development.
- Handing over date
 - The mandatory provisions to be incorporated in an ASP as required by the Ordinance include a provision requiring the vendor to apply in writing for an Occupation Document/a Certificate of Compliance or the Director of Lands' Consent to Assign (as the case may be) in respect of the development within 14 days after the estimated material date as stipulated in the ASP.
 - For development subject to the Lands Department Consent Scheme, the vendor is required to notify the purchaser in writing that the vendor is in a position validly to assign the property within one month after the issue of the Certificate of Compliance or the Consent to Assign, whichever first happens; or
 - For development not subject to the Lands Department Consent Scheme, the vendor is required to notify the purchaser in writing that the vendor is in a position validly to assign the property within 6 months after the issue of the Occupation Document including Occupation Permit.

³ Generally speaking, "material date" means the date on which the conditions of the land grant are complied with in respect of the development, or the date on which the development is completed in all respects in compliance with the approved building plans or the conditions subject to which the certificate of exemption is issued. For details, please refer to section 2 of the Ordinance.

1 NOTES TO PURCHASERS OF FIRST-HAND RESIDENTIAL PROPERTIES

一手住宅物業買家須知

- The mandatory provisions to be incorporated in an ASP as required by the Ordinance include a provision requiring completion of the sale and purchase within 14 days after the date of the notification aforesaid. Upon completion, the vendor shall arrange handover of the property to the purchaser.
- Authorized Person (AP) may grant extension(s) of time for completion of the development beyond the estimated material date.
 - The mandatory provisions to be incorporated in an ASP as required by the Ordinance include a provision that the AP of a development may grant an extension of time for completion of the development beyond the estimated material date having regard to delays caused exclusively by any one or more of the following reasons:
 - strike or lock-out of workmen;
 - riots or civil commotion;
 - force majeure or Act of God;
 - fire or other accident beyond the vendor's control;
 - war; or
 - inclement weather.
 - The AP may grant more than once such an extension of time depending on the circumstances. That means handover of the property may be delayed.
 - The mandatory provisions to be incorporated in an ASP as required by the Ordinance also include a provision requiring the vendor to, within 14 days after the issue of an extension of time granted by the AP, furnish the purchaser with a copy of the relevant certificate of extension.
- Ask the vendor if there are any questions on handing over date.

FOR FIRST-HAND COMPLETED RESIDENTIAL PROPERTIES

16. Vendor's information form

- Ensure that you obtain the “vendor's information form(s)” printed within the previous 3 months in relation to the residential property/properties you intend to purchase.

17. Viewing of property

- Ensure that, before you purchase a residential property, you are arranged to view the residential property that you would like to purchase or, if it is not reasonably practicable to view the property in question, a comparable property in the development, unless you agree in writing that the vendor is not required to arrange such a comparable property for viewing for you. You are advised to think carefully before signing any waiver.

- You may take measurements, take photographs or make video recordings of the property, unless the property is held under a tenancy or reasonable restriction(s) is/are needed to ensure safety of the persons viewing the property.

For complaints and enquiries relating to the sales of first-hand residential properties by the vendors which the Ordinance applies, please contact the Sales of First-hand Residential Properties Authority -

Website : www.srpa.gov.hk
Telephone : 2817 3313
Email : enquiry_srpa@hd.gov.hk
Fax : 2219 2220

Other useful contacts:

Consumer Council
Website : www.consumer.org.hk
Telephone : 2929 2222
Email : cc@consumer.org.hk
Fax : 2856 3611

Estate Agents Authority
Website : www.eaa.org.hk
Telephone : 2111 2777
Email : enquiry@eaa.org.hk
Fax : 2598 9596

Real Estate Developers Association of Hong Kong
Telephone : 2826 0111
Fax : 2845 2521

Sales of First-hand Residential Properties Authority
March 2023

您在購置一手住宅物業之前，應留意下列事項：

適用於所有一手住宅物業

1. 重要資訊

- 瀏覽一手住宅物業銷售資訊網（下稱「銷售資訊網」）（網址：www.srpe.gov.hk），參考「銷售資訊網」內有關一手住宅物業的市場資料。
- 閱覽賣方就該發展項目所指定的互聯網網站內的有關資訊，包括售樓說明書、價單、載有銷售安排的文件，及成交紀錄冊。
- 發展項目的售樓說明書，會在該項目的出售日期前最少七日向公眾發布，而有關價單和銷售安排，亦會在該項目的出售日期前最少三日公布。

- 在賣方就有關發展項目所指定的互聯網網站，以及「銷售資訊網」內，均載有有關物業成交資料的成交紀錄冊，以供查閱。

2. 費用、按揭貸款和樓價

- 計算置業總開支，包括律師費、按揭費用、保險費，以及印花稅。
- 向銀行查詢可否取得所需的按揭貸款，然後選擇合適的還款方式，並小心計算按揭貸款金額，以確保貸款額沒有超出本身的負擔能力。
- 查閱同類物業最近的成交價格，以作比較。
- 向賣方或地產代理瞭解，您須付予賣方或該發展項目的管理人的預計的管理費、管理費上期金額（如有）、特別基金金額（如有）、補還的水、電力及氣體按金（如有），以及/或清理廢料的費用（如有）。

3. 價單、支付條款，以及其他財務優惠

- 賣方未必會把價單所涵蓋的住宅物業悉數推售，因此應留意有關的銷售安排，以了解賣方會推售的住宅物業為何。賣方會在有關住宅物業推售日期前最少三日公布銷售安排。
- 留意價單所載列的支付條款。倘買家可就購置有關住宅物業而連帶獲得價格折扣、贈品，或任何財務優惠或利益，上述資訊亦會在價單內列明。
- 如您擬選用由賣方指定的財務機構提供的各類按揭貸款計劃，在簽訂臨時買賣合約前，應先細閱有關價單內列出的按揭貸款計劃資料¹。如就該些按揭貸款計劃的詳情有任何疑問，應在簽訂臨時買賣合約前，直接向有關財務機構查詢。

4. 物業的面積及四周環境

- 留意載於售樓說明書和價單內的物業面積資料，以及載於價單內的每平方呎/每平方米售價。根據《一手住宅物業銷售條例》（第621章）（下稱「條例」），賣方只可以實用面積表達住宅物業的面積和每平方呎及平方米的售價。就住宅物業而言，實用面積指該住宅物業的樓面面積，包括在構成該物業的一部分的範圍內的以下每一項目的樓面面積：(i)露台；(ii)工作平台；以及(iii)陽台。實用面積並不包括空調機房、窗台、閣樓、平台、花園、停車位、天台、梯屋、前庭及庭院的每一項目的面積，即使該些項目構成該物業的一部分的範圍。

¹ 按揭貸款計劃的資料包括有關按揭貸款計劃對借款人的最低收入的要求、就第一按揭連同第二按揭可獲得的按揭貸款金額上限、最長還款年期、整個還款期內的按揭利率變化，以及申請人須繳付的手續費。

1 NOTES TO PURCHASERS OF FIRST-HAND RESIDENTIAL PROPERTIES

一手住宅物業買家須知

- 售樓說明書必須顯示發展項目中所有住宅物業的樓面平面圖。在售樓說明書所載有關發展項目中住宅物業的每一份樓面平面圖，均須述明每個住宅物業的外部及內部尺寸²。售樓說明書所提供有關住宅物業外部及內部的尺寸，不會把批盪和裝飾物料包括在內。買家收樓前如欲購置家具，應留意這點。
- 親臨發展項目的所在地實地視察，以了解有關物業的四周環境(包括交通和社區設施)；亦應查詢有否任何城市規劃方案和議決，會對有關的物業造成影響；參閱載於售樓說明書內的位置圖、鳥瞰照片、分區計劃大綱圖，以及橫截面圖。

5. 售樓說明書

- 確保所取得的售樓說明書屬最新版本。根據條例，提供予公眾的售樓說明書必須是在之前的三個月之內印製或檢視、或檢視及修改。
- 如屬未落成發展項目，賣方在認為有需要時可改動建築圖則(如有的話)，因此應留意由賣方提供的任何經修改的售樓說明書，以了解有關未落成發展項目的最新資料。
- 閱覽售樓說明書，並須特別留意以下資訊：
 - 售樓說明書內有否關於「有關資料」的部分，列出賣方知悉但並非為一般公眾人士所知悉，關於相當可能對享有有關住宅物業造成重大影響的事宜的資料。請注意，已在土地註冊處註冊的文件，其內容不會被視為「有關資料」；
 - 橫截面圖會顯示有關建築物相對毗連該建築物的每條街道的橫截面，以及每條上述街道與已知基準面和該建築物最低的一層住宅樓層的水平相對的水平。橫截面圖能以圖解形式，顯示出建築物最低一層住宅樓層和街道水平的高低差距，不論該最低住宅樓層以何種方式命名；
 - 室內和外部的裝置、裝修物料和設備；
 - 管理費按甚麼基準分擔；
 - 小業主有否責任或需要分擔管理、營運或維持有關發展項目以內或以外的公眾休憩用地或公共設施的開支，以及有關公眾休憩用地或公共設施的位置；以及

² 根據條例附表1第1部第10(2)(d)條述明，售樓說明書內顯示的發展項目中的住宅物業的每一份樓面平面圖須述明以下各項 –

- (i) 每個住宅物業的外部尺寸；
- (ii) 每個住宅物業的內部尺寸；
- (iii) 每個住宅物業的內部間隔的厚度；
- (iv) 每個住宅物業內個別分隔室的外部尺寸。

根據條例附表1第1部第10(3)條，如有關發展項目的經批准的建築圖則，提供條例附表1第1部第10(2)(d)條所規定的資料，樓面平面圖須述明如此規定的該資料。

- 小業主是否須要負責維修斜坡。

6. 政府批地文件和公契

- 閱覽政府批地文件和公契(或公契擬稿)。公契內載有天台和外牆業權等相關資料。賣方會在售樓處提供政府批地文件和公契(或公契擬稿)的複本，供準買家免費閱覽。
- 留意政府批地文件內所訂明小業主是否須要負責支付地稅。
- 留意公契內訂明有關物業內可否飼養動物。

7. 售樓處內有關可供揀選住宅物業的資料

- 向賣方查詢清楚有哪些一手住宅物業可供揀選。若賣方在售樓處內展示「消耗表」，您可從該「消耗表」得悉在每個銷售日的銷售進度資料，包括在該個銷售日開始時有哪些住宅物業可供出售，以及在該個銷售日內有哪些住宅物業已獲揀選及售出。
- 切勿隨便相信有關發展項目銷情的傳言，倉卒簽立臨時買賣合約。

8. 成交紀錄冊

- 留意發展項目的成交紀錄冊。賣方須於臨時買賣合約訂立後的24小時內，於紀錄冊披露該臨時買賣合約的資料，以及於買賣合約訂立後一個工作天內，披露該買賣合約的資料。您可透過成交紀錄冊得悉發展項目的銷售情況。
- 切勿將賣方接獲用作登記的購樓意向書或本票的數目視為銷情指標。發展項目的成交紀錄冊才是讓公眾掌握發展項目每日銷售情況的最可靠資料來源。

9. 買賣合約

- 確保臨時買賣合約和買賣合約包含條例所規定的強制性條文。
- 留意有關物業買賣交易所包括的裝置、裝修物料和設備，須在臨時買賣合約和買賣合約上列明。
- 留意夾附於買賣合約的圖則。該圖則會顯示所有賣方售予您的物業面積，而該面積通常較該物業的實用面積為大。
- 留意賣方有權改動未落成發展項目的建築圖則(如有的話)。如屬未落成發展項目，條例規定物業的買賣合約須載有強制性條文，列明如有關改動在任何方面對該物業造成影響，賣方須在改動獲建築事務監督批准後的14日內，將該項改動以書面通知買家。

- 訂立臨時買賣合約時，您須向擁有人(即賣方)支付樓價**5%**的臨時訂金。
- 如您在訂立臨時買賣合約後**五個工作日**(工作日指並非公眾假日、星期六、黑色暴雨警告日或烈風警告日的日子)之內，沒有簽立買賣合約，該臨時買賣合約即告終止，有關臨時訂金(即樓價的5%)會被沒收，而擁有人(即賣方)不得因您沒有簽立買賣合約而對您提出進一步申索。
- 在訂立臨時買賣合約後的五個工作日之內，倘您簽立買賣合約，則擁有人(即賣方)必須在訂立該臨時買賣合約後的八個工作日之內簽立買賣合約。
- 有關的訂金，應付予負責為所涉物業擔任保證金保存人的律師事務所。

10. 表達購樓意向

- 留意在賣方(包括其獲授權代表)就有關住宅物業向公眾提供價單前，賣方不得尋求或接納任何對有關住宅物業的購樓意向(不論是否屬明確選擇購樓意向)。因此您不應向賣方或其授權代表提出有關意向。
- 留意在有關住宅物業的銷售開始前，賣方(包括其獲授權代表)不得尋求或接納任何對該物業的有明確選擇購樓意向。因此您不應向賣方或其授權代表提出有關意向。

11. 委託地產代理

- 留意倘賣方委任一個或多於一個地產代理，以協助銷售其發展項目內任何指明住宅物業，該發展項目的價單必須列明在價單印刷日期當日所有獲委任為地產代理的姓名/名稱。
- 您可委託任何地產代理(不一定是賣方所指定的地產代理)，以協助您購置發展項目內任何指明住宅物業；您亦可不委託任何地產代理。
- 委託地產代理以物色物業前，您應該 –
 - 了解該地產代理是否只代表您行事。該地產代理若同時代表賣方行事，倘發生利益衝突，未必能夠保障您的最大利益；
 - 了解您須否支付佣金予該地產代理。若須支付，有關的佣金金額和支付日期為何；以及
 - 留意只有持牌地產代理或營業員才可以接受您的委託。如有疑問，應要求該地產代理或營業員出示其「地產代理證」，或瀏覽地產代理監督局的網頁(網址：www.eaa.org.hk)，查閱牌照目錄。

1 NOTES TO PURCHASERS OF FIRST-HAND RESIDENTIAL PROPERTIES

一手住宅物業買家須知

12. 委聘律師

- 考慮自行委聘律師，以保障您的利益。該律師若同時代表賣方行事，倘發生利益衝突，未必能夠保障您的最大利益。
- 比較不同律師的收費。

適用於一手未落成住宅物業

13. 預售樓花同意書

- 洽購地政總署「預售樓花同意方案」下的未落成住宅物業時，應向賣方確認地政總署是否已就該發展項目批出「預售樓花同意書」。

14. 示範單位

- 賣方不一定須設置示範單位供準買家或公眾參觀，但賣方如為某指明住宅物業設置示範單位，必須首先設置該住宅物業的無改動示範單位，才可設置該住宅物業的經改動示範單位，並可以就該住宅物業設置多於一個經改動示範單位。
- 參觀示範單位時，務必視察無改動示範單位，以便與經改動示範單位作出比較。然而，條例並沒有限制賣方安排參觀無改動示範單位及經改動示範單位的先後次序。
- 賣方設置示範單位供公眾參觀時，應已提供有關發展項目的售樓說明書。因此，緊記先行索取售樓說明書，以便在參觀示範單位時參閱相關資料。
- 您可以在無改動示範單位及經改動示範單位中進行量度，並在無改動示範單位內拍照或拍攝影片，惟在確保示範單位參觀者人身安全的前提下，賣方可能會設定合理的限制。

適用於一手未落成住宅物業及尚待符合條件的已落成住宅物業

15. 預計關鍵日期及收樓日期

- 查閱售樓說明書中有關發展項目的預計關鍵日期³。
 - 售樓說明書中有關發展項目的預計關鍵日期並不同買家的「收樓日期」。買家的「收樓日期」一般會較發展項目的預計關鍵日期遲。然而，假若發展項目比預期早落成，「收樓日期」可能會較售樓說明書列出的預計關鍵日期為早。

收樓日期

- 條例規定買賣合約須載有強制性條文，列明賣方須於買賣合約內列出的預計關鍵日期後的14日內，以書面為發展項目申請佔用文件、合格證明書，或地政總署署長的轉讓同意（視屬何種情況而定）。
 - 如發展項目屬地政總署預售樓花同意方案所規管，賣方須在合格證明書或地政總署署長的轉讓同意發出後的一個月內（以較早者為準），就賣方有能力有效地轉讓有關物業一事，以書面通知買家；或
 - 如發展項目並非屬地政總署預售樓花同意方案所規管，賣方須在佔用文件（包括佔用許可證）發出後的六個月內，就賣方有能力有效地轉讓有關物業一事，以書面通知買家。
- 條例規定買賣合約須載有強制性條文，列明有關物業的買賣須於賣方發出上述通知的日期的14日內完成。有關物業的買賣完成後，賣方將安排買家收樓事宜。

認可人士可批予在預計關鍵日期之後完成發展項目

- 條例規定買賣合約須載有強制性條文，列明發展項目的認可人士可以在顧及純粹由以下一個或多於一個原因所導致的延遲後，批予在預計關鍵日期之後，完成發展項目：
 - 工人罷工或封閉工地；
 - 暴動或內亂；
 - 不可抗力或天災；
 - 火警或其他賣方所不能控制的意外；
 - 戰爭；或
 - 惡劣天氣。
- 發展項目的認可人士可以按情況，多於一次批予延後預計關鍵日期以完成發展項目，即收樓日期可能延遲。
- 條例規定買賣合約須載有強制性條文，列明賣方須於認可人士批予延期後的14日內，向買家提供有關延期證明書的文本。

- 如對收樓日期有任何疑問，可向賣方查詢。

適用於一手已落成住宅物業

16. 賣方資料表格

- 確保取得最近三個月內印製有關您擬購買的一手已落成住宅物業的「賣方資料表格」。

17. 參觀物業

- 購置住宅物業前，確保已獲安排參觀您打算購置的住宅物業。倘參觀有關物業並非合理地切實可行，則應參觀與有關物業相若的物業，除非您以書面同意賣方無須開放與有關物業相若的物業供您參觀。您應仔細考慮，然後才決定是否簽署豁免上述規定的書面同意。
- 除非有關物業根據租約持有，或為確保物業參觀者的人身安全而須設定合理限制，您可以對該物業進行量度、拍照或拍攝影片。

任何與賣方銷售受條例所規管的一手住宅物業有關的投訴和查詢，請與一手住宅物業銷售監管局聯絡。

網址：www.srpa.gov.hk
電話：2817 3313
電郵：enquiry_srpa@hd.gov.hk
傳真：2219 2220

其他相關聯絡資料：

消費者委員會
網址：www.consumer.org.hk
電話：2929 2222
電郵：cc@consumer.org.hk
傳真：2856 3611

地產代理監管局
網址：www.eaa.org.hk
電話：2111 2777
電郵：enquiry@eaa.org.hk
傳真：2598 9596

香港地產建設商會
電話：2826 0111
傳真：2845 2521

一手住宅物業銷售監管局
2023年3月

³ 一般而言，「關鍵日期」指該項目符合批地文件的條件的日期，或該項目在遵照經批准的建築圖則的情況下或按照豁免證明書的發出的條件在各方面均屬完成的日期。有關詳情請參閱條例第2條。

2 INFORMATION ON THE DEVELOPMENT 發展項目的資料

Name of the Development

The Corniche

Name of the street at which the Development is situated and the street number allocated by the Commissioner of Rating and Valuation for the purpose of distinguishing the Development

66 Lee Nam Road

Total Number of Storeys of each multi-unit building

Tower 1 to Tower 3, Tower 5 to Tower 6 : 28 storeys

Tower 8 : 29 storeys

The above excludes basement floors (B1/F and B2/F), transfer plate, roof, lift machine room, upper roof and top roof.

Floor Numbering in each multi-unit building as provided in the approved building plans for the Development

Tower 1 to Tower 2 : Ground Floor (G/F), E&M Floor, 1/F – 3/F, 5/F – 12/F, 15/F – 23/F and 25/F - 30/F

Tower 3, Tower 5 : Ground Floor (G/F), Upper Ground Floor (UG/F), 1/F – 3/F, 5/F – 12/F, 15/F – 23/F and 25/F - 30/F

Tower 6 : Ground Floor (G/F), Upper Ground Floor (UG/F), 1/F – 3/F, 5/F – 12/F, 15/F – 23/F and 25/F - 30/F

Tower 8 : Ground Floor (G/F), 1/F – 3/F, 5/F – 12/F, 15/F – 23/F and 25/F – 32/F

Omitted Floor Numbers in each multi-unit building in which the floor numbering is not in consecutive order

4/F, 13/F, 14/F and 24/F are omitted.

Refuge Floors (if any) of each multi-unit building

Located on Roof of Tower 1 to Tower 3, Tower 5 to Tower 6 and Tower 8

發展項目名稱

凱玥

發展項目所位於的街道的名稱及由差餉物業估價署署長為識別發展項目的目的而編配的門牌號數

利南道66號

每幢多單位建築物的樓層總數

第1座至第3座、第5座至第6座：28層

第8座：29層

以上不包括地庫層(地庫1層及地庫2層)、結構轉換層、天台、升降機房、上層天台及頂層天台。

發展項目的經批准的建築圖則所規定的每幢多單位建築物內的樓層號數

第1座至第2座：地下、機電層、1樓至3樓、5樓至12樓、15樓至23樓及25樓至30樓

第3座、第5座：地下、高層地下、1樓至3樓、5樓至12樓、15樓至23樓及25樓至30樓

第6座：地下、高層地下、1樓至3樓、5樓至12樓、15樓至23樓及25樓至30樓

第8座：地下、1樓至3樓、5樓至12樓、15樓至23樓及25樓至32樓

每幢有不依連續次序的樓層號數的多單位建築物內被略去的樓層號數

不設4樓、13樓、14樓及24樓。

每幢多單位建築物內的庇護層(如有的話)

設於第1座至第3座、第5座至第6座及第8座天台

3 INFORMATION ON VENDOR AND OTHERS INVOLVED IN THE DEVELOPMENT

賣方及有參與發展項目的其他人的資料

Vendor

Unicorn Bay (Hong Kong) Investments Limited

Holding Company of the Vendor

Unicorn Bay Limited

Authorized Person for the Development

Henry Lau King Chiu

The Firm or Corporation of which the Authorized Person for the Development is a Proprietor, Director or Employee in His or Her Professional Capacity

DLN Architects Limited

Building Contractor for the Development

Hip Hing Construction Company Limited

The Firm of Solicitors Acting for the Owner in Relation to the Sale of Residential Properties in the Development

Kao, Lee & Yip

Authorized Institutions that Have Made a Loan, or Have Undertaken to Provide Finance, for the Construction of the Development

United Overseas Bank Limited
Hang Seng Bank Limited
Industrial and Commercial Bank of China (Asia) Limited
The Hongkong and Shanghai Banking Corporation Limited
Standard Chartered Bank (Hong Kong) Limited
Chong Hing Bank Limited
The Bank of East Asia, Limited
DBS Bank (Hong Kong) Limited
Nanyang Commercial Bank, Limited
Fubon Bank (Hong Kong) Limited
China Minsheng Banking Corp., Ltd. Hong Kong Branch (a joint stock limited company incorporated in the People's Republic of China)
China CITIC Bank International Limited
Dah Sing Bank, Limited
Taipei Fubon Commercial Bank Co., Ltd.
Bank of China (Hong Kong) Limited
China Construction Bank (Asia) Corporation Limited
ZA Bank Limited

Any Other Persons Who Have Made a Loan for the Construction of the Development

KWG Group Holdings Limited
Logan Group Company Limited

賣方

麒麟灣(香港)投資有限公司

賣方的控權公司

麒麟灣有限公司

發展項目的認可人士

劉鏡釗

發展項目的認可人士以其專業身份擔任經營人、董事或僱員的商號或法團

劉榮廣伍振民建築師有限公司

發展項目的承建商

協興建築有限公司

就發展項目中的住宅物業的出售而代表擁有人行事的律師事務所

高李葉律師行

已為發展項目的建造提供貸款或已承諾為該項建造提供融資的認可機構

大華銀行有限公司
恒生銀行有限公司
中國工商銀行(亞洲)有限公司
香港上海滙豐銀行有限公司
渣打銀行(香港)有限公司
創興銀行有限公司
東亞銀行有限公司
星展銀行(香港)有限公司
南洋商業銀行有限公司
富邦銀行(香港)有限公司
中國民生銀行股份有限公司香港分行(於中華人民共和國註冊成立的股份有限公司)
中信銀行(國際)有限公司
大新銀行有限公司
台北富邦商業銀行股份有限公司
中國銀行(香港)有限公司
中國建設銀行(亞洲)股份有限公司
眾安銀行有限公司

已為發展項目的建造提供貸款的任何其他人

合景泰富集團控股有限公司
龍光集團有限公司

4 RELATIONSHIP BETWEEN PARTIES INVOLVED IN THE DEVELOPMENT

有參與發展項目的各方的關係

(a)	The Vendor or a building contractor for the Development is an individual, and that Vendor or contractor is an immediate family member of an Authorized Person for the Development; 賣方或有關發展項目的承建商屬個人，並屬該發展項目的認可人士的家人；	Not Applicable 不適用
(b)	The Vendor or a building contractor for the Development is a partnership, and a partner of that Vendor or contractor is an immediate family member of such an Authorized Person; 賣方或該發展項目的承建商屬合夥，而該賣方或承建商的合夥人屬上述認可人士的家人；	Not Applicable 不適用
(c)	The Vendor or a building contractor for the Development is a corporation, and a director or the secretary of that Vendor or contractor (or a holding company of that Vendor) is an immediate family member of such an Authorized Person; 賣方或該發展項目的承建商屬法團，而該賣方或承建商(或該賣方的控權公司)的董事或秘書屬上述認可人士的家人；	No 否
(d)	The Vendor or a building contractor for the Development is an individual, and that Vendor or contractor is an immediate family member of an associate of such an Authorized Person; 賣方或該發展項目的承建商屬個人，並屬上述認可人士的有聯繫人士的家人；	Not Applicable 不適用
(e)	The Vendor or a building contractor for the Development is a partnership, and a partner of that Vendor or contractor is an immediate family member of an associate of such an Authorized Person; 賣方或該發展項目的承建商屬合夥，而該賣方或承建商的合夥人屬上述認可人士的有聯繫人士的家人；	Not Applicable 不適用
(f)	The Vendor or a building contractor for the Development is a corporation, and a director or the secretary of that Vendor or contractor (or a holding company of that Vendor) is an immediate family member of an associate of such an Authorized Person; 賣方或該發展項目的承建商屬法團，而該賣方或承建商(或該賣方的控權公司)的董事或秘書屬上述認可人士的有聯繫人士的家人；	No 否
(g)	The Vendor or a building contractor for the Development is an individual, and that Vendor or contractor is an immediate family member of a proprietor of a firm of solicitors acting for the owner in relation to the sale of residential properties in the Development; 賣方或該發展項目的承建商屬個人，並屬就該發展項目內的住宅物業的出售代表擁有人行事的律師事務所行事的經營人的家人；	Not Applicable 不適用
(h)	The Vendor or a building contractor for the Development is a partnership, and a partner of that Vendor or contractor is an immediate family member of a proprietor of a firm of solicitors acting for the owner in relation to the sale of residential properties in the Development; 賣方或該發展項目的承建商屬合夥，而該賣方或承建商的合夥人屬就該發展項目內的住宅物業的出售代表擁有人行事的律師事務所行事的經營人的家人；	Not Applicable 不適用
(i)	The Vendor or a building contractor for the Development is a corporation, and a director or the secretary of that Vendor or contractor (or a holding company of that Vendor) is an immediate family member of a proprietor of such a firm of solicitors; 賣方或該發展項目的承建商屬法團，而該賣方或承建商(或該賣方的控權公司)的董事或秘書屬上述律師事務所的經營人的家人；	No 否
(j)	The Vendor, a holding company of the Vendor, or a building contractor for the Development, is a private company, and an Authorized Person for the Development, or an associate of such an Authorized Person, holds at least 10% of the issued shares in that Vendor, holding company or contractor; 賣方、賣方的控權公司或有關發展項目的承建商屬私人公司，而該發展項目的認可人士或該認可人士的有聯繫人士持有該賣方、控權公司或承建商最少10%的已發行股份；	No 否

(k)	The Vendor, a holding company of the Vendor, or a building contractor for the Development, is a listed company, and such an Authorized Person, or such an associate, holds at least 1% of the issued shares in that Vendor, holding company or contractor; 賣方、賣方的控權公司或該發展項目的承建商屬上市公司，而上述認可人士或上述有聯繫人士持有該賣方、控權公司或承建商最少1%的已發行股份；	Not Applicable 不適用
(l)	The Vendor or a building contractor for the Development is a corporation, and such an Authorized Person, or such an associate, is an employee, director or secretary of that Vendor or contractor or of a holding company of that Vendor; 賣方或該發展項目的承建商屬法團，而上述認可人士或上述有聯繫人士屬該賣方、承建商或該賣方的控權公司的僱員、董事或秘書；	No 否
(m)	The Vendor or a building contractor for the Development is a partnership, and such an Authorized Person, or such an associate, is an employee of that Vendor or contractor; 賣方或該發展項目的承建商屬合夥，而上述認可人士或上述有聯繫人士屬該賣方或承建商的僱員；	Not Applicable 不適用
(n)	The Vendor, a holding company of the Vendor, or a building contractor for the Development, is a private company, and a proprietor of a firm of solicitors acting for the owner in relation to the sale of residential properties in the Development holds at least 10% of the issued shares in that Vendor, holding company or contractor; 賣方、賣方的控權公司或該發展項目的承建商屬私人公司，而就該發展項目中的住宅物業的出售而代表擁有人行事的律師事務所的經營人持有該賣方、控權公司或承建商最少10%的已發行股份；	No 否
(o)	The Vendor, a holding company of the Vendor, or a building contractor for the Development, is a listed company, and a proprietor of such a firm of solicitors holds at least 1% of the issued shares in that Vendor, holding company or contractor; 賣方、賣方的控權公司或該發展項目的承建商屬上市公司，而上述律師事務所的經營人持有該賣方、控權公司或承建商最少1%的已發行股份；	Not Applicable 不適用
(p)	The Vendor or a building contractor for the Development is a corporation, and a proprietor of such a firm of solicitors is an employee, director or secretary of that Vendor or contractor or of a holding company of that Vendor; 賣方或該發展項目的承建商屬法團，而上述律師事務所的經營人屬該賣方或承建商或該賣方的控權公司的僱員、董事或秘書；	No 否
(q)	The Vendor or a building contractor for the Development is a partnership, and a proprietor of such a firm of solicitors is an employee of that Vendor or contractor; 賣方或該發展項目的承建商屬合夥，而上述律師事務所的經營人屬該賣方或承建商的僱員；	Not Applicable 不適用
(r)	The Vendor or a building contractor for the Development is a corporation, and the corporation of which an Authorized Person for the Development is a director or employee in his or her professional capacity is an associate corporation of that Vendor or contractor or of a holding company of that Vendor; 賣方或該發展項目的承建商屬法團，而該發展項目的認可人士以其專業身分擔任董事或僱員的法團為該賣方或承建商或該賣方的控權公司的有聯繫法團；	No 否
(s)	The Vendor or a building contractor for the Development is a corporation, and that contractor is an associate corporation of that Vendor or of a holding company of that Vendor. 賣方或該發展項目的承建商屬法團，而該承建商屬該賣方或該賣方的控權公司的有聯繫法團。	No 否

5 INFORMATION ON DESIGN OF THE DEVELOPMENT

發展項目的設計的資料

There are non-structural prefabricated external walls forming part of the enclosing walls of the Development.

發展項目有構成圍封牆的一部分的非結構的預製外牆。

The range of thickness of the non-structural prefabricated external walls of each block is 150mm.

每幢建築物的非結構的預製外牆的厚度範圍為 150 毫米。

There are curtain walls forming part of the enclosing walls of the Development.

發展項目有構成圍封牆的一部分的幕牆。

The range of thickness of the curtain walls of each building is 200mm.

每幢建築物的幕牆的厚度範圍為 200 毫米。

Schedule of total area of the non-structural prefabricated external walls and curtain walls of each residential property

每個住宅物業的非結構的預製外牆及幕牆總面積表

Tower Name 大廈名稱	Floor 樓層	Unit 單位	Total area of non-structural prefabricated external walls of each residential property (sq.m.) 每個住宅物業的非結構的預製外牆的總面積(平方米)	Total area of curtain walls of each residential property (sq.m.) 每個住宅物業的幕牆的總面積(平方米)
Tower 1 第1座	2/F 2樓	A	0.992	3.249
		B	1.239	3.575
	3/F, 5/F-10/F 3樓, 5樓至10樓	A	1.137	3.249
		B	1.383	3.575
	11/F 11樓	A	1.137	3.249
		B	1.383	3.575
	12/F, 15/F 12樓, 15樓	A	1.137	3.249
		B	1.383	3.575
	16/F 16樓	A	1.137	3.249
		B	1.383	3.590
	17/F-23/F, 25/F-26/F 17樓至23樓, 25樓至26樓	A	1.137	3.249
		B	1.383	3.590
	27/F 27樓	A	-	3.249
		B	1.383	3.590
	28/F (Simplex) 28樓(單層)	A	-	7.820
	29/F and 30/F (Duplex) 29樓及30樓(複式)	A	-	15.557

Tower Name 大廈名稱	Floor 樓層	Unit 單位	Total area of non-structural prefabricated external walls of each residential property (sq.m.) 每個住宅物業的非結構的預製外牆的總面積(平方米)	Total area of curtain walls of each residential property (sq.m.) 每個住宅物業的幕牆的總面積(平方米)
Tower 2 第2座	2/F 2樓	A	1.387	3.720
		B	1.189	4.889
	3/F, 5/F-12/F, 15/F-18/F 3樓, 5樓至12樓, 15樓至18樓	A	1.387	3.720
		B	1.333	4.889
	19/F 19樓	A	1.387	3.705
		B	1.333	4.889
	20/F-21/F 20樓至21樓	A	1.387	3.705
		B	1.333	4.889
	22/F 22樓	A	1.387	3.705
		B	1.333	4.889
	23/F, 25/F-26/F 23樓, 25樓至26樓	A	1.387	3.705
		B	1.333	4.889
	27/F 27樓	A	1.387	3.705
		B	1.172	4.889
	28/F (Simplex) 28樓(單層)	A	-	9.108
	29/F and 30/F (Duplex) 29樓及30樓(複式)	A	-	18.387
Tower 3 第3座	1/F 1樓	A	0.654	5.614
		B	0.214	6.080
	2/F-3/F, 5/F-12/F, 15/F-21/F 2樓至3樓, 5樓至12樓, 15樓至21樓	A	0.799	5.614
		B	0.214	6.534
	22/F 22樓	A	0.799	5.604
		B	0.214	6.394
	23/F, 25/F-26/F 23樓, 25樓至26樓	A	0.799	5.604
		B	0.214	6.394
	27/F 27樓	A	0.799	5.604
		B	-	6.394
28/F (Simplex) 28樓(單層)	A	-	11.722	
29/F and 30/F (Duplex) 29樓及30樓(複式)	A	-	28.868	

5 INFORMATION ON DESIGN OF THE DEVELOPMENT

發展項目的設計的資料

Tower Name 大廈名稱	Floor 樓層	Unit 單位	Total area of non-structural prefabricated external walls of each residential property (sq.m.) 每個住宅物業的非結構的預製外牆的總面積(平方米)	Total area of curtain walls of each residential property (sq.m.) 每個住宅物業的幕牆的總面積(平方米)
Tower 5 第5座	1/F 1樓	A	0.887	4.342
		B	-	3.570
	2/F-3/F, 5/F-12/F, 15/F-18/F 2樓至3樓, 5樓至12樓, 15樓至18樓	A	1.029	4.549
		B	0.143	3.570
	19/F 19樓	A	1.029	4.549
		B	0.143	3.540
	20/F-21/F 20樓至21樓	A	1.029	4.549
		B	0.143	3.540
	22/F 22樓	A	1.029	4.549
		B	0.143	3.540
	23/F, 25/F-26/F 23樓, 25樓至26樓	A	1.029	4.549
		B	0.143	3.540
	27/F 27樓	A	1.029	4.549
		B	0.143	3.540
28/F (Simplex) 28樓(單層)	A	-	6.864	
29/F and 30/F (Duplex) 29樓及30樓(複式)	A	-	15.525	
Tower 6 第6座	1/F 1樓	A	-	2.238
		B	-	2.781
	2/F-3/F, 5/F-12/F, 15/F, 16/F, 18/F-23/F, 25/F-27/F 2樓至3樓, 5樓至12樓, 15樓, 16樓, 18樓至23樓, 25樓至27樓	A	-	2.238
		B	-	2.781
	17/F 17樓	A	-	2.238
		B	-	2.781
	28/F-29/F 28樓至29樓	A	-	2.196
		B	-	2.781
30/F (Simplex) 30樓(單層)	A	-	5.796	

Tower Name 大廈名稱	Floor 樓層	Unit 單位	Total area of non-structural prefabricated external walls of each residential property (sq.m.) 每個住宅物業的非結構的預製外牆的總面積(平方米)	Total area of curtain walls of each residential property (sq.m.) 每個住宅物業的幕牆的總面積(平方米)
Tower 8 第8座	1/F 1樓	A	0.161	2.972
		B	0.161	2.972
	2/F-3/F, 5/F-12/F, 15/F-23/F, 25/F-32/F 2樓至3樓, 5樓至12樓, 15樓至23樓, 25樓至32樓	A	0.161	2.972
		B	0.161	2.972

Note: 4/F, 13/F, 14/F and 24/F of Tower 1, 2, 3, 5, 6 and 8 are omitted. Towers 4 and 7 are omitted.
備註: 第1, 2, 3, 5, 6及8座不設4樓、13樓、14樓及24樓。不設第4及7座。

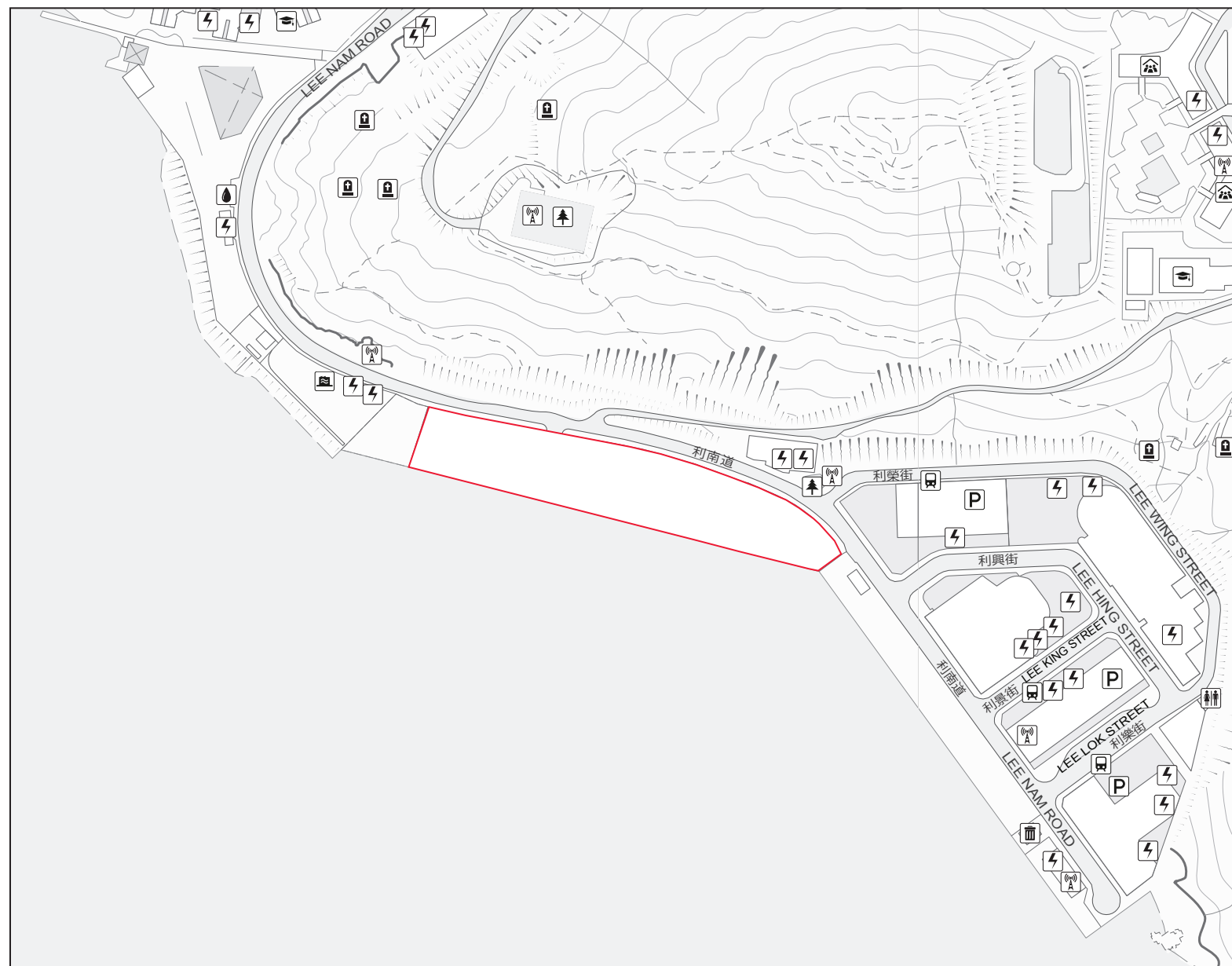
6 INFORMATION ON PROPERTY MANAGEMENT 物業管理的資料

The Corniche Property Service Limited has been appointed as the manager of the Development under the Deed of Mutual Covenant incorporating Management Agreement that has been executed.

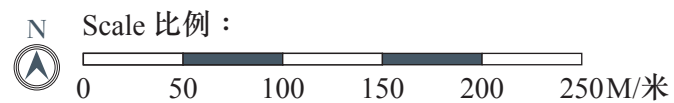
根據已簽立的公契及管理協議，凱玥物業服務有限公司獲委任為發展項目的管理人。

7 LOCATION PLAN OF THE DEVELOPMENT

發展項目的所在位置圖



Boundary of the Development
發展項目的邊界線



This location plan is prepared by the Vendor with reference to the Digital Topographic Map Nos. T15-NW-A dated 4 January 2024 and T15-NW-B dated 4 January 2024 from Survey and Mapping Office of the Lands Department, with adjustments where necessary.

此位置圖是由賣方擬備並參考地政總署測繪處於2024年1月4日出版之數碼地形圖編號 T15-NW-A 及於2024年1月4日出版之數碼地形圖編號 T15-NW-B，有需要處經修正處理。

NOTATION 圖例

	Oil Depot 油庫		Public Convenience 公廁
	Sewage Treatment Works and Facilities 污水處理廠及設施		Public Transport Terminal (including Rail Station) 公共交通總站 (包括鐵路車站)
	Power Plant (including Electricity Sub-stations) 發電廠 (包括電力分站)		Public Utility Installation 公用事業設施裝置
	Cemetery 墳場		School (including Kindergarten) 學校 (包括幼稚園)
	Refuse Collection Point 垃圾收集站		Social Welfare Facilities (including Elderly Centre and Home for the Mentally Disabled) 社會福利設施 (包括老人中心及弱智人士護理院)
	Public Carpark (including Lorry Park) 公眾停車場 (包括貨車停泊處)		Public Park 公園

Notes:

- The Vendor advises prospective purchasers to conduct an on-site visit for a better understanding of the development site, its surrounding environment and the public facilities nearby.
- The location plan may show more than the area required under the Residential Properties (First-hand Sales) Ordinance due to the technical reason that the boundary of the Development is irregular.

備註：

- 賣方建議準買家到有關發展地盤作實地考察，以對該發展地盤、其周邊地區環境及附近的公共設施有較佳了解。
- 由於發展項目的邊界不規則的技術原因，此位置圖所顯示的範圍可能超過《一手住宅物業銷售條例》所規定的範圍。

The Map is provided by the CSDI Portal and intellectual property rights are owned by the Government of the HKSAR.
地圖由空間數據共享平台提供，香港特別行政區政府為知識產權擁有人。

8 AERIAL PHOTOGRAPH OF THE DEVELOPMENT 發展項目的鳥瞰照片



This blank area falls outside the coverage of the Aerial Photograph
鳥瞰照片並不覆蓋本空白範圍

Adopted from part of the aerial photograph taken by the Survey and Mapping Office of the Lands Department at a flying height of 3,000 feet, Photo No. E180629C, date of flight: 28 December 2022.

摘錄自地政總署測繪處在3,000呎的飛行高度拍攝之鳥瞰照片，照片編號E180629C，飛行日期：2022年12月28日。

● Location of the Development
發展項目的位置

Survey and Mapping Office, Lands Department, The Government of HKSAR
© Copyright reserved - reproduction by permission only.
香港特別行政區政府地政總署測繪處 © 版權所有，未經許可，不得複製。

Notes:

1. Copy of the aerial photograph of the Development is available for free inspection at the sales office during opening hours.
2. The Vendor advises prospective purchasers to conduct on-site visit for a better understanding of the Development, its surrounding environment and the public facilities nearby.
3. The aerial photograph may show more than the area required under the Residential Properties (First-hand Sales) Ordinance due to the technical reason that the boundary of the Development is irregular.

備註：

1. 發展項目的鳥瞰照片之副本可於售樓處開放時間內免費查閱。
2. 賣方建議準買方到有關發展項目作實地考察，以對該發展項目、其周邊地區環境及附近的公共設施有較佳了解。
3. 由於發展項目的邊界線不規則的技術原因，此鳥瞰照片所顯示的範圍可能超過《一手住宅物業銷售條例》所規定的範圍。

8 AERIAL PHOTOGRAPH OF THE DEVELOPMENT

發展項目的鳥瞰照片



● Location of the Development
發展項目的位置

Survey and Mapping Office, Lands Department, The Government of HKSAR
© Copyright reserved - reproduction by permission only.
香港特別行政區政府地政總署測繪處 © 版權所有，未經許可，不得複製。

Adopted from part of the aerial photograph taken by the Survey and Mapping Office of the Lands Department at a flying height of 3,000 feet, Photo No. E180630C, date of flight: 28 December 2022.

摘錄自地政總署測繪處在3,000呎的飛行高度拍攝之鳥瞰照片，照片編號E180630C，飛行日期：2022年12月28日。

Notes:

1. Copy of the aerial photograph of the Development is available for free inspection at the sales office during opening hours.
2. The Vendor advises prospective purchasers to conduct on-site visit for a better understanding of the Development, its surrounding environment and the public facilities nearby.
3. The aerial photograph may show more than the area required under the Residential Properties (First-hand Sales) Ordinance due to the technical reason that the boundary of the Development is irregular.

備註：

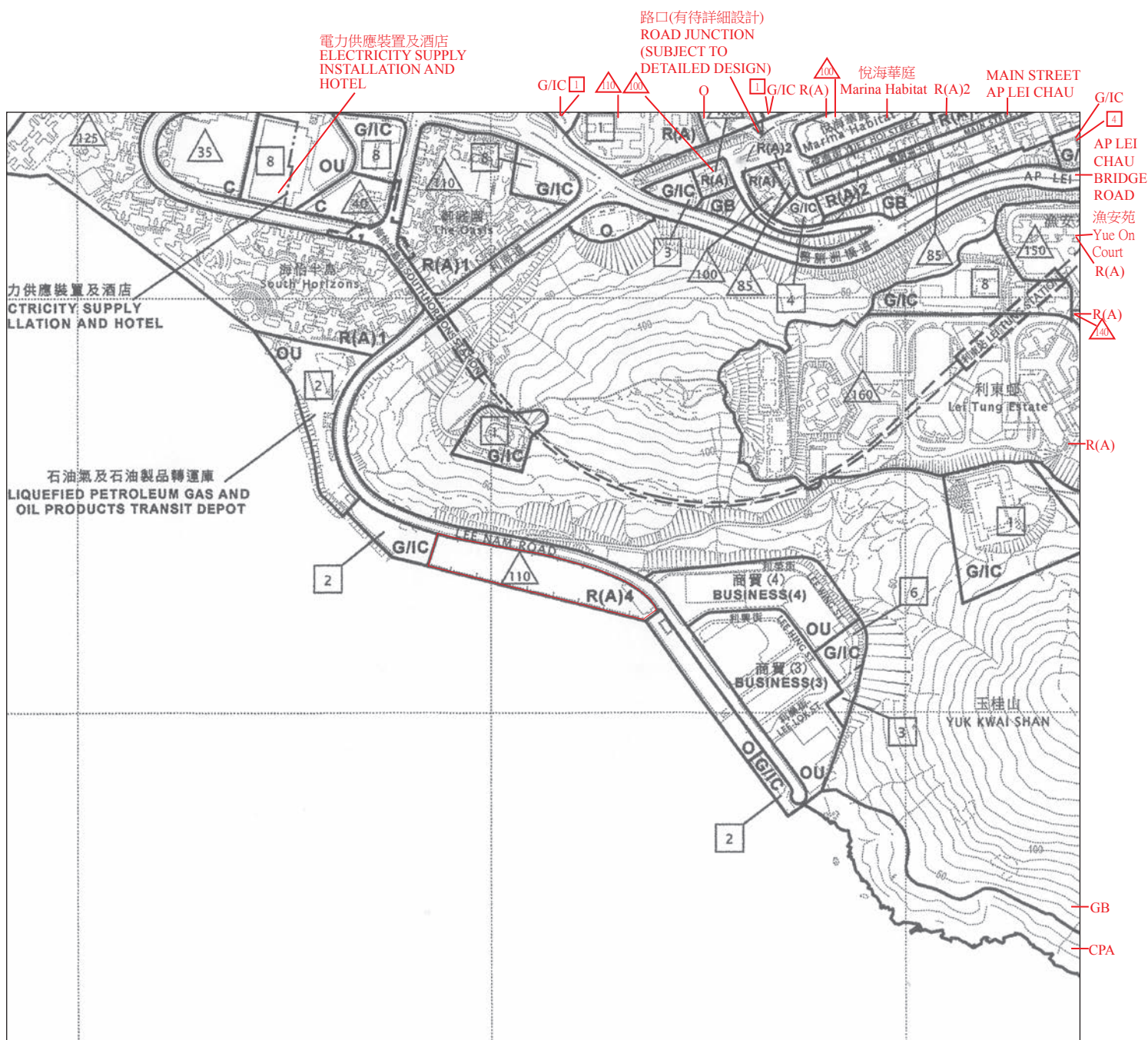
1. 發展項目的鳥瞰照片之副本可於售樓處開放時間內免費查閱。
2. 賣方建議準買方到有關發展項目作實地考察，以對該發展項目、其周邊地區環境及附近的公共設施有較佳了解。
3. 由於發展項目的邊界線不規則的技術原因，此鳥瞰照片所顯示的範圍可能超過《一手住宅物業銷售條例》所規定的範圍。

This page is intentionally left blank
此頁保留空白

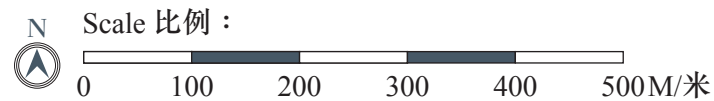
This page is intentionally left blank
此頁保留空白

9 OUTLINE ZONING PLAN ETC. RELATING TO THE DEVELOPMENT

關乎發展項目的分區計劃大綱圖等



Boundary of the Development
發展項目的邊界線



Adopted from part of the Approved Aberdeen & Ap Lei Chau Outline Zoning Plan, Plan No.S/H15/33, gazetted on 31 August 2018, with adjustments where necessary as shown in red.

摘錄自2018年8月31日刊憲之香港仔及鴨脷洲分區計劃大綱核准圖，圖則編號為 S/H15/33，有需要處經修正處理，以紅色表示。

NOTATION 圖例

ZONES 地帶		COMMUNICATIONS 交通	
R(A)	Residential (Group A) 住宅(甲類)		Railway and Station (Underground) 鐵路及車站(地下)
C	Commercial 商業		Major Road and Junction 主要道路及路口
G/IC	Government, Institution or Community 政府、機構或社區		MISCELLANEOUS 其他 Building Height Control Zone Boundary 建築物高度管制區界線
O	Open Space 休憩用地		Maximum Building Height (in Metres above Principal Datum) 最高建築物高度 (在主水平基準上若干米)
OU	Other Specified Uses 其他指定用途		Maximum Building Height (in Number of Storeys) 最高建築物高度(樓層數目)
GB	Green Belt 綠化地帶		
CPA	Coastal Protection Area 海岸保護區		

Notes:

- The last updated outline zoning plan and the attached schedule as at the date of printing of the sales brochure are available for free inspection at the sales office during opening hours.
- The Vendor advises prospective purchasers to conduct an on-site visit for a better understanding of the Development site, its surrounding environment and the public facilities nearby.
- The outline zoning plan may show more than the area required under the Residential Properties (First-hand Sales) Ordinance due to the technical reason that the boundary of the Development is irregular.

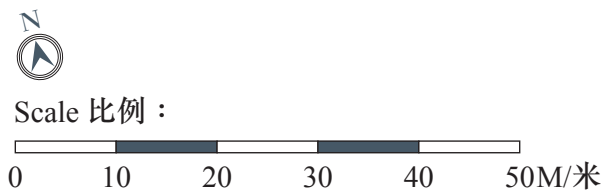
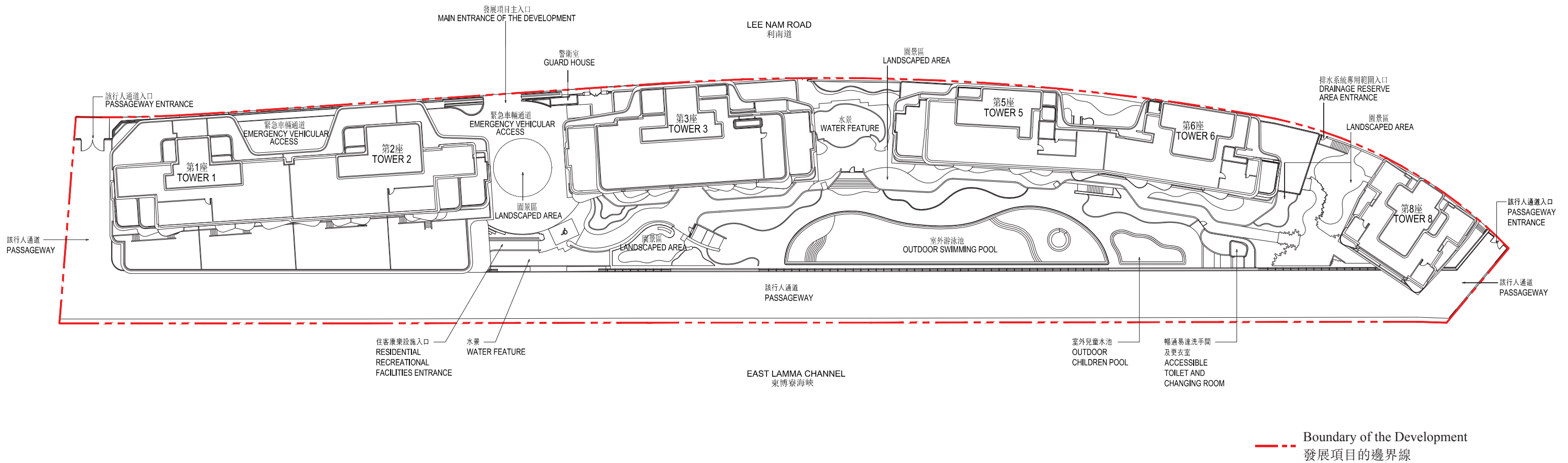
備註：

- 在印刷售樓說明書當日所適用的最近期分區計劃大綱圖及其附表，可於售樓處開放時間內免費查閱。
- 賣方建議準買方到有關發展地盤作實地考察，以對該發展地盤、其周邊地區環境及附近的公共設施有較佳了解。
- 由於發展項目的邊界線不規則的技術原因，此分區計劃大綱圖所顯示的範圍可能超過《一手住宅物業銷售條例》所規定的範圍。

The plan, prepared by the Planning Department under the direction of the Town Planning Board, is reproduced with the permission of the Director of Lands. © The Government of Hong Kong SAR.

地圖為規劃署遵照城市規劃委員會指示擬備，版權屬香港特別行政區政府，經地政總署准許複印。

10 LAYOUT PLAN OF THE DEVELOPMENT 發展項目的布局圖



11 FLOOR PLANS OF RESIDENTIAL PROPERTIES IN THE DEVELOPMENT

發展項目的住宅物業的樓面平面圖

LEGEND OF TERMS AND ABBREVIATIONS USED ON FLOOR PLANS

樓面平面圖中所使用名詞及簡稱之圖例

A/C PLANT ROOM = AIR-CONDITIONER PLANT ROOM = 空調機房

A/C UNIT FOR LIFT MACHINE ROOM = AIR-CONDITIONER UNIT FOR LIFT MACHINE ROOM =
升降機房的空調機

A.D. = AIR DUCT = 風管槽

ARCHITECTURAL FEATURE (P.D.) = ARCHITECTURAL FEATURE (PIPE DUCT) = 建築裝飾 (管道槽)

BAL. = BALCONY = 露台

BAL. AT X/F = BALCONY AT X FLOOR = 露台設於 X 樓

BAL. ABOVE = BALCONY = 露台置上

*X = FLOOR NUMBER = 層數

BATH. 1 = BATHROOM 1 = 浴室 1

BATH. 2 = BATHROOM 2 = 浴室 2

BATH. 3 = BATHROOM 3 = 浴室 3

BATH. 4 = BATHROOM 4 = 浴室 4

BR. 1 = BEDROOM 1 = 睡房 1

BR. 2 = BEDROOM 2 = 睡房 2

BR. 3 = BEDROOM 3 = 睡房 3

BR. 4 = BEDROOM 4 = 睡房 4

CABD = COMMUNAL AERIAL BROADCAST DISTRIBUTION = 公共天線系統

CORR. = CORRIDOR = 走廊

CORR. 1 = CORRIDOR 1 = 走廊 1

CORR. 2 = CORRIDOR 2 = 走廊 2

CORR. 3 = CORRIDOR 3 = 走廊 3

CORR. 4 = CORRIDOR 4 = 走廊 4

CORR. 5 = CORRIDOR 5 = 走廊 5

CORR. 6 = CORRIDOR 6 = 走廊 6

CORR. 7 = CORRIDOR 7 = 走廊 7

DIN. = DINING ROOM = 飯廳

DN = DOWN = 下

DOG HOUSE = MECHANICAL & ELECTRICAL SERVICES DUCT CONNECTING TO THE FLOOR BELOW =
連接下層的機電設施管道

E.M.C. = ELECTRIC METER CABINET = 電錶箱

E.L. / EL / EL DUCT = ELECTRIC DUCT = 電槽

ELV = EXTRA LOW VOLTAGE DUCT = 低電壓槽

ELV AT H/L = EXTRA LOW VOLTAGE DUCT AT HIGH LEVEL = 低電壓槽置上

FAMILY RM = FAMILY ROOM = 家庭廳

FAMILY RM 1 = FAMILY ROOM 1 = 家庭廳 1

FAMILY RM 2 = FAMILY ROOM 2 = 家庭廳 2

FAN ROOM FOR R.S. & M.R.R. = FAN ROOM FOR REFUSE STORAGE AND MATERIAL RECOVERY ROOM =
垃圾及物料回收室的風機房

F.H. = FIRE HYDRANT = 消防栓

H.R. = HOSE REEL = 消防喉轆

H.R. AT L/L = HOSE REEL AT LOW LEVEL = 消防喉轆置下

H.R. AT H/L = HOSE REEL AT HIGT LEVEL = 消防喉轆置上

KIT. = KITCHEN = 廚房

LAV. = LAVATORY = 廁所

LAV. 1 = LAVATORY 1 = 廁所 1

LAV. 2 = LAVATORY 2 = 廁所 2

LAV. 3 = LAVATORY 3 = 廁所 3

LIV. = LIVING ROOM = 客廳

MAINTENANCE SPACE FOR P.D. = MAINTENANCE SPACE FOR PIPE DUCT = 管道槽維修空間

(COMMON AREA) MAINTENANCE SPACE FOR P.D. = (COMMON AREA) MAINTENANCE SPACE FOR
PIPE DUCT = 維修管道槽的公共區域

M. BATH. = MASTER BATHROOM = 主浴室

M. BR. = MASTER BEDROOM = 主睡房

MULTI-FUNCTION RM = MULTI-FUNCTION ROOM = 多用途房

P.D. = PIPE DUCT = 管道槽

P.D. FOR X/F = PIPE DUCT FOR X FLOOR = 管道槽在 X 樓

P.L. = PROTECTED LOBBY = 防護廊

R.S.&M.R.R. = REFUSE STORAGE AND MATERIAL RECOVERY ROOM = 垃圾及物料回收房

STORE = 儲物

STORE 1 = STOREROOM 1 = 儲物房 1

STORE 2 = STOREROOM 2 = 儲物房 2

STORE 3 = STOREROOM 3 = 儲物房 3

STORE 4 = STOREROOM 4 = 儲物房 4

STUDY RM = STUDY ROOM = 書房

TOP OF P.D. = TOP OF PIPE DUCT = 管道槽頂部

TOP OF BAL. = TOP OF BALCONY = 露台頂部

T.R.S. = TEMPORARY REFUGE SPACE = 臨時庇護處

UTIL. = UTILITY ROOM = 工作間

11 FLOOR PLANS OF RESIDENTIAL PROPERTIES IN THE DEVELOPMENT

發展項目的住宅物業的樓面平面圖

UTIL. 1 = UTILITY ROOM 1 = 工作間 1

UTIL. 2 = UTILITY ROOM 2 = 工作間 2

W.M.C. = WATER METER CABINET = 水錶箱

W.M.C. FOR X/F = WATER METER CABINET FOR X FLOOR = 水錶箱在 X 樓

1.8 M HIGH FRR 60/60/60 R.C. PARAPET WALL = 1.8 METRE HIGH FIRE RESISTANCE RATING STABILITY FIRE RESISTANCE RATING (60 MINUTES)/ INTEGRITY FIRE RESISTANCE RATING (60 MINUTES)/ INSULATION FIRE RESISTANCE RATING (60 MINUTES) REINFORCED CONCRETE PARAPET WALL = 1.8 米高防火等級穩定性耐火等級 (60 分鐘) / 完整性防火等級 (60 分鐘) / 絕緣耐火等級 (60 分鐘) 鋼筋混凝土護欄牆

— — — — — SOUND ABSORPTIVE MATERIAL AT SIDE WALL = 側牆的吸音物料

Notes:

- 1 There may be architectural features and/ or exposed pipes on external walls of some floors.
- 2 Common pipes exposed and/ or enclosed in cladding are located at/ adjacent to balcony and/ or flat roof and/or roof and/ or external wall of some units.
- 3 There are ceiling bulkheads or false ceiling at living room, dining room, bedrooms, lavatory, store, kitchen of some units for the air-conditioning system and/ or mechanical and electrical services. There are sunken slabs at some residential units for installing mechanical & electrical services of units above.
- 4 The internal ceiling height within some units may vary due to structural, architectural and/ or decoration design variations.
- 5 Symbols of fittings and fitments shown on the floor plans, such as bathtubs, basin, sink, water closets, basin counter, etc., are retrieved from the latest approved building plans and are for general indication only.
- 6 There are exposed pipes mounted at part of flat roof and roof of each tower in the Development. Only part of the exposed pipes are covered by aluminium cladding.
- 7 Balconies are non-enclosed area.
- 8 During the necessary maintenance of the external walls by manager of the Development, the gondola will be operating in the airspace outside window of residential properties and above flat roof/ roof in such tower.
- 9 There are non-structural prefabricated external walls in the residential units. The Saleable Area as defined in the Formal Agreement for Sale and Purchase of a residential unit has included the non-structural prefabricated external walls and is measured from the exterior of such non-structural prefabricated external walls.

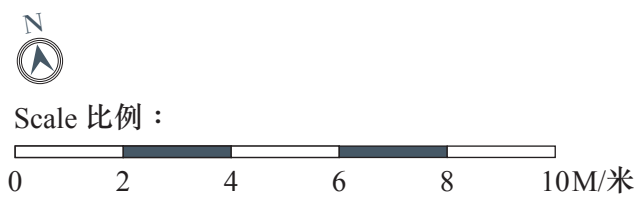
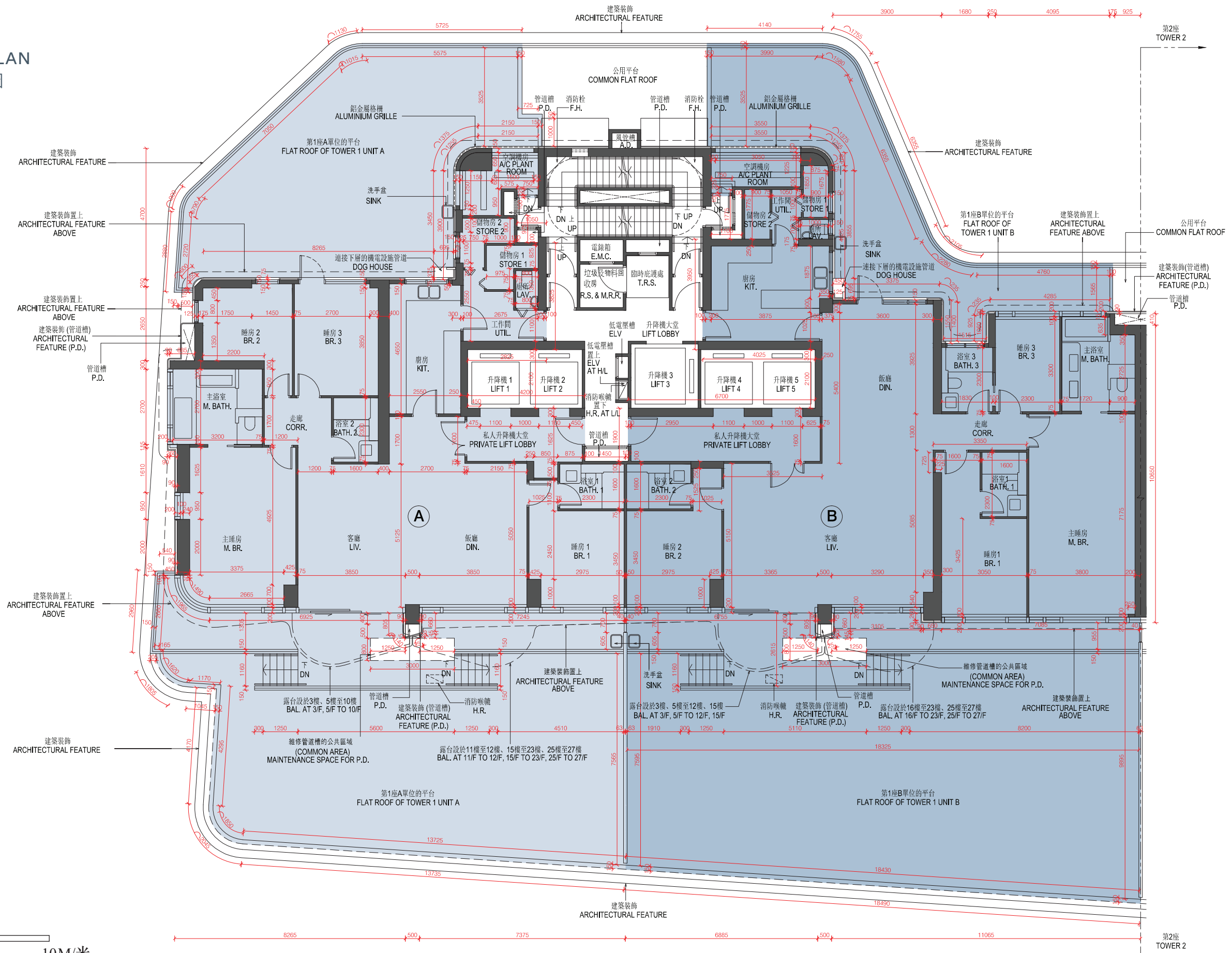
備註：

- 1 部份樓層外牆設有建築裝飾及/或外露喉管。
- 2 部份單位的露台及/或平台及/或天台及/或外牆或其鄰近地方設有外露及/或內藏於飾板的公用喉管。
- 3 部份單位客廳、飯廳、睡房、廁所、儲物房、廚房有裝飾橫樑或假天花，用以裝置冷氣系統及/或機電設備。部份單位天花有跌級樓板，用以安裝樓上單位之機電設備。
- 4 部份單位之天花高度將會因應結構、建築及/或裝修設計上的需要而有差異。
- 5 樓面平面圖上所顯示的裝置及裝備符號，例如浴缸、洗手盆、洗滌盆、坐廁、洗滌盆櫃等乃摘自最新的經批准的建築圖則，只作一般性標誌。
- 6 發展項目內的每座大樓的平台及天台上裝設有外露喉管，只有部份外露喉管被鋁質飾板所覆蓋。
- 7 露台為不可圍封的地方。
- 8 在發展項目管理人安排外牆之必要維修進行期間，吊船將在相關大樓的住宅物業之窗戶及平台/天台上之空間運作。
- 9 住宅單位內有非結構的預製外牆。買賣合約之實用面積之計算包括非結構的預製外牆，並由非結構的預製外牆之外圍起計。

11 FLOOR PLANS OF RESIDENTIAL PROPERTIES IN THE DEVELOPMENT

發展項目的住宅物業的樓面平面圖

TOWER 1
第1座
2/F FLOOR PLAN
2樓樓面平面圖



11 FLOOR PLANS OF RESIDENTIAL PROPERTIES IN THE DEVELOPMENT

發展項目的住宅物業的樓面平面圖

TOWER 1 第1座	Floor 樓層	Unit 單位	
		A	B
The thickness of the floor slabs (excluding plaster) of each residential property (mm) 每個住宅物業的樓板(不包括灰泥)的厚度(毫米)	2/F 2樓	150, 200, 225	150, 200, 225
The floor-to-floor height of each residential property (mm) 每個住宅物業的層與層之間的高度(毫米)		3500, 3600, 3625, 3650, 3675, 3700, 3750, 3800, 4000	3500, 3600, 3625, 3650, 3675, 3700, 3725, 3750, 3800, 4000

The internal areas of the residential properties on the upper floors will generally be slightly larger than those on the lower floors because of the reducing thickness of the structural walls on the upper floors. (Not applicable)

因住宅物業的較高樓層的結構牆的厚度遞減，較高樓層的內部面積，一般比較低樓層的內部面積稍大。(不適用)

Notes:

- Please refer to Pages 20-21 of this sales brochure for remarks, legend of the terms and abbreviations shown in this floor plan.
- The dimensions on the floor plans are all structural dimensions in millimeter.

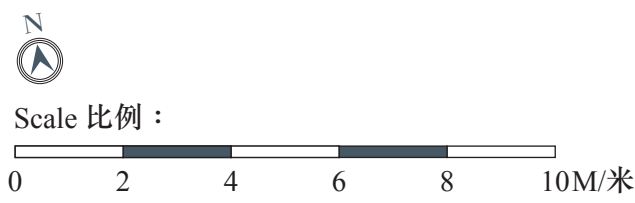
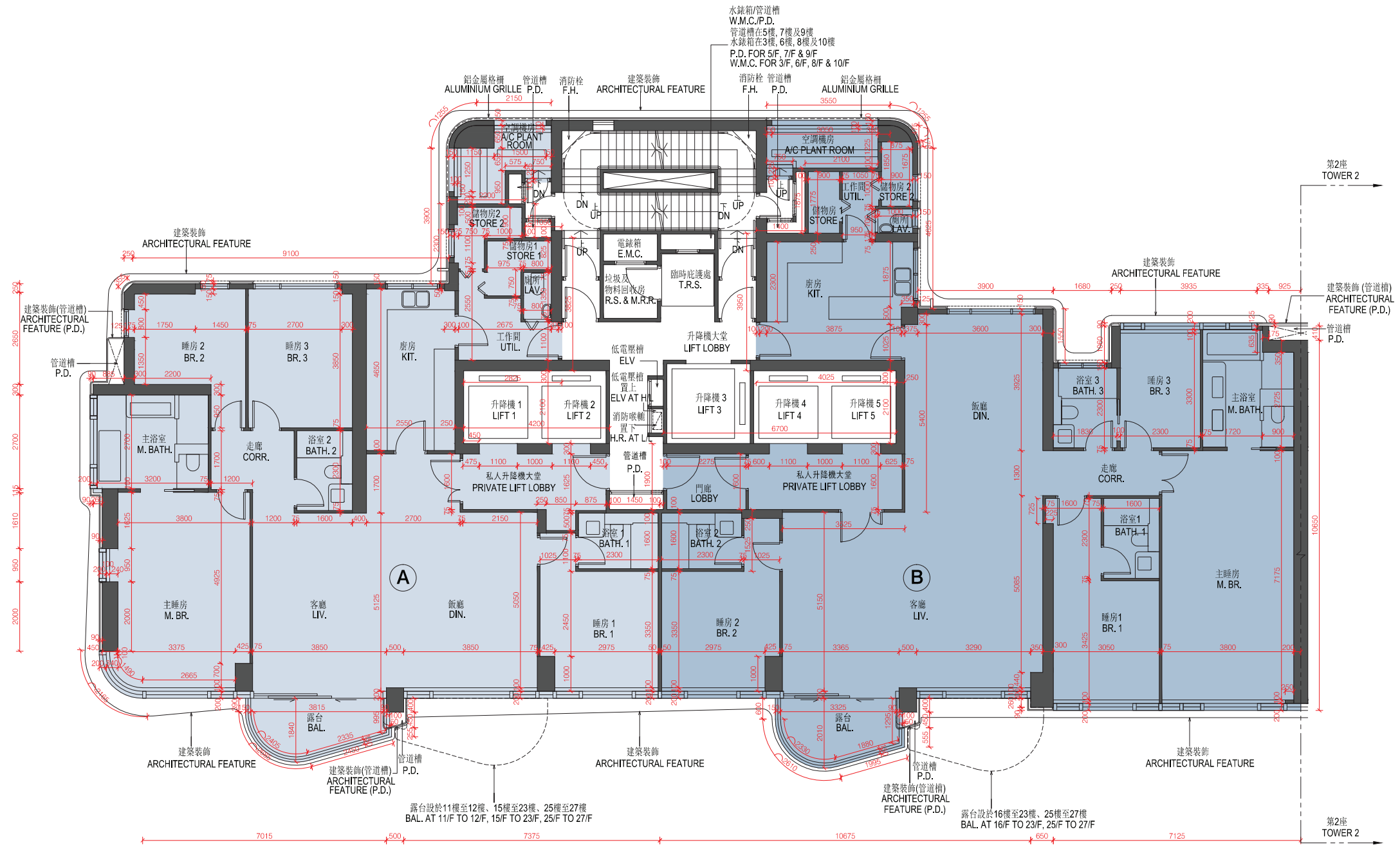
備註：

- 有關樓面平面圖中顯示之附註，名詞及簡稱請參閱本售樓說明書第20-21頁。
- 樓面平面圖所列之尺寸為以毫米標示之建築結構尺寸。

11 FLOOR PLANS OF RESIDENTIAL PROPERTIES IN THE DEVELOPMENT

發展項目的住宅物業的樓面平面圖

TOWER 1 3/F, 5/F-10/F FLOOR PLAN
 第1座 3樓、5樓至10樓樓面平面圖



11 FLOOR PLANS OF RESIDENTIAL PROPERTIES IN THE DEVELOPMENT

發展項目的住宅物業的樓面平面圖

TOWER 1 第1座	Floor 樓層	Unit 單位	
		A	B
The thickness of the floor slabs (excluding plaster) of each residential property (mm) 每個住宅物業的樓板(不包括灰泥)的厚度(毫米)	3/F, 5/F-10/F 3樓、5樓至 10樓	150, 200, 225	150, 200, 225
The floor-to-floor height of each residential property (mm) 每個住宅物業的層與層之間的高度(毫米)		3500	3500

The internal areas of the residential properties on the upper floors will generally be slightly larger than those on the lower floors because of the reducing thickness of the structural walls on the upper floors. (Not applicable)

因住宅物業的較高樓層的結構牆的厚度遞減，較高樓層的內部面積，一般比較低樓層的內部面積稍大。(不適用)

Notes:

- Please refer to Pages 20-21 of this sales brochure for remarks, legend of the terms and abbreviations shown in this floor plan.
- The dimensions on the floor plans are all structural dimensions in millimeter.

備註：

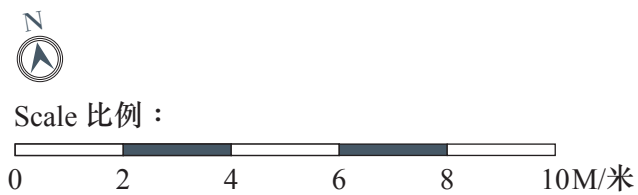
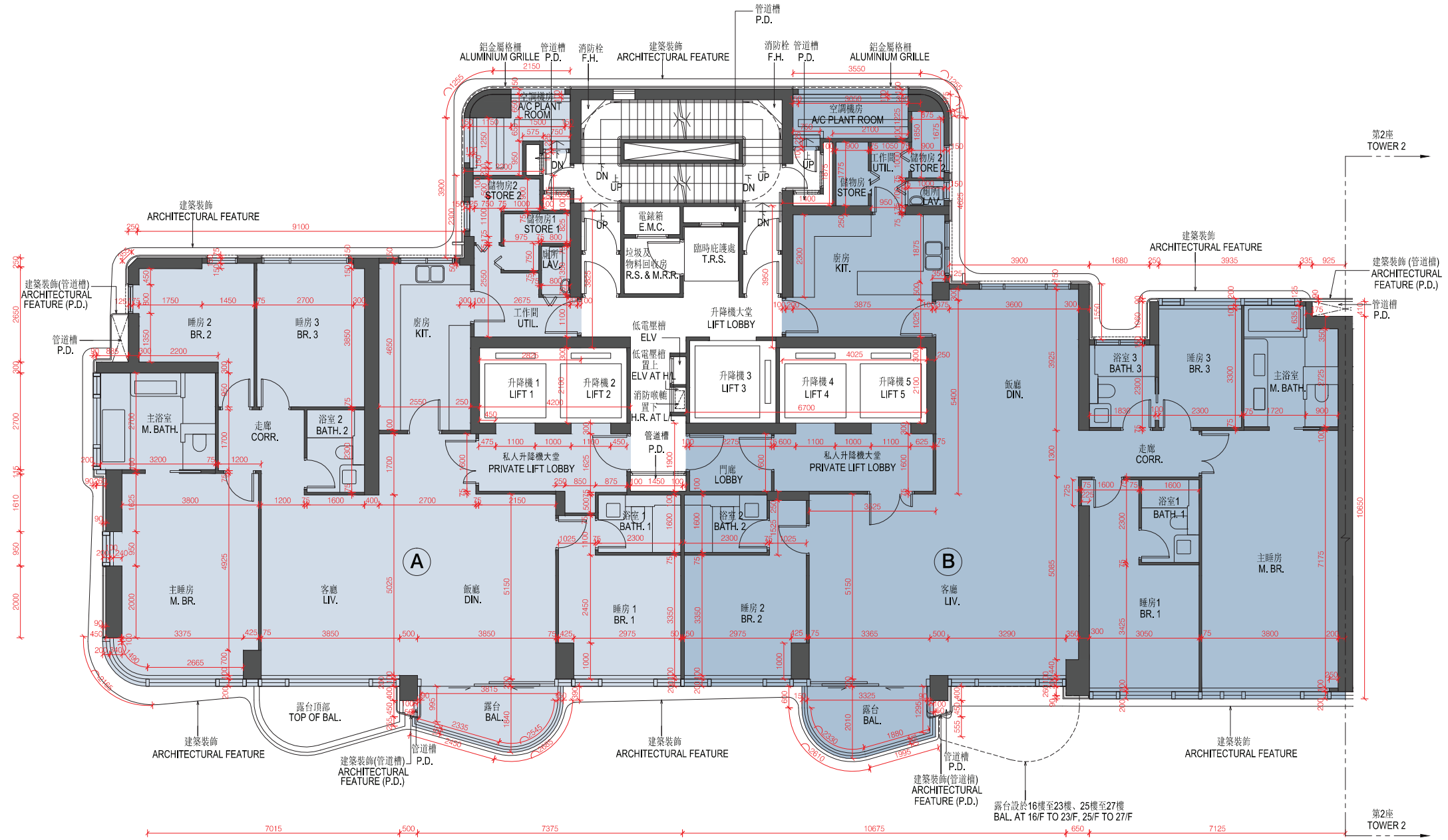
- 有關樓面平面圖中顯示之附註，名詞及簡稱請參閱本售樓說明書第20-21頁。
- 樓面平面圖所列之尺寸為以毫米標示之建築結構尺寸。

11 FLOOR PLANS OF RESIDENTIAL PROPERTIES IN THE DEVELOPMENT

發展項目的住宅物業的樓面平面圖

TOWER 1
第1座

11/F FLOOR PLAN
11樓樓面平面圖



11 FLOOR PLANS OF RESIDENTIAL PROPERTIES IN THE DEVELOPMENT

發展項目的住宅物業的樓面平面圖

TOWER 1 第1座	Floor 樓層	Unit 單位	
		A	B
The thickness of the floor slabs (excluding plaster) of each residential property (mm) 每個住宅物業的樓板(不包括灰泥)的厚度(毫米)	11/F 11樓	150, 200, 225	150, 200, 225
The floor-to-floor height of each residential property (mm) 每個住宅物業的層與層之間的高度(毫米)		3500	3500

The internal areas of the residential properties on the upper floors will generally be slightly larger than those on the lower floors because of the reducing thickness of the structural walls on the upper floors. (Not applicable)

因住宅物業的較高樓層的結構牆的厚度遞減，較高樓層的內部面積，一般比較低樓層的內部面積稍大。(不適用)

Notes:

- Please refer to Pages 20-21 of this sales brochure for remarks, legend of the terms and abbreviations shown in this floor plan.
- The dimensions on the floor plans are all structural dimensions in millimeter.

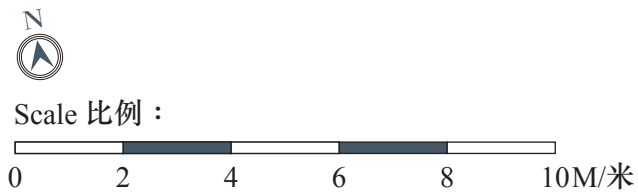
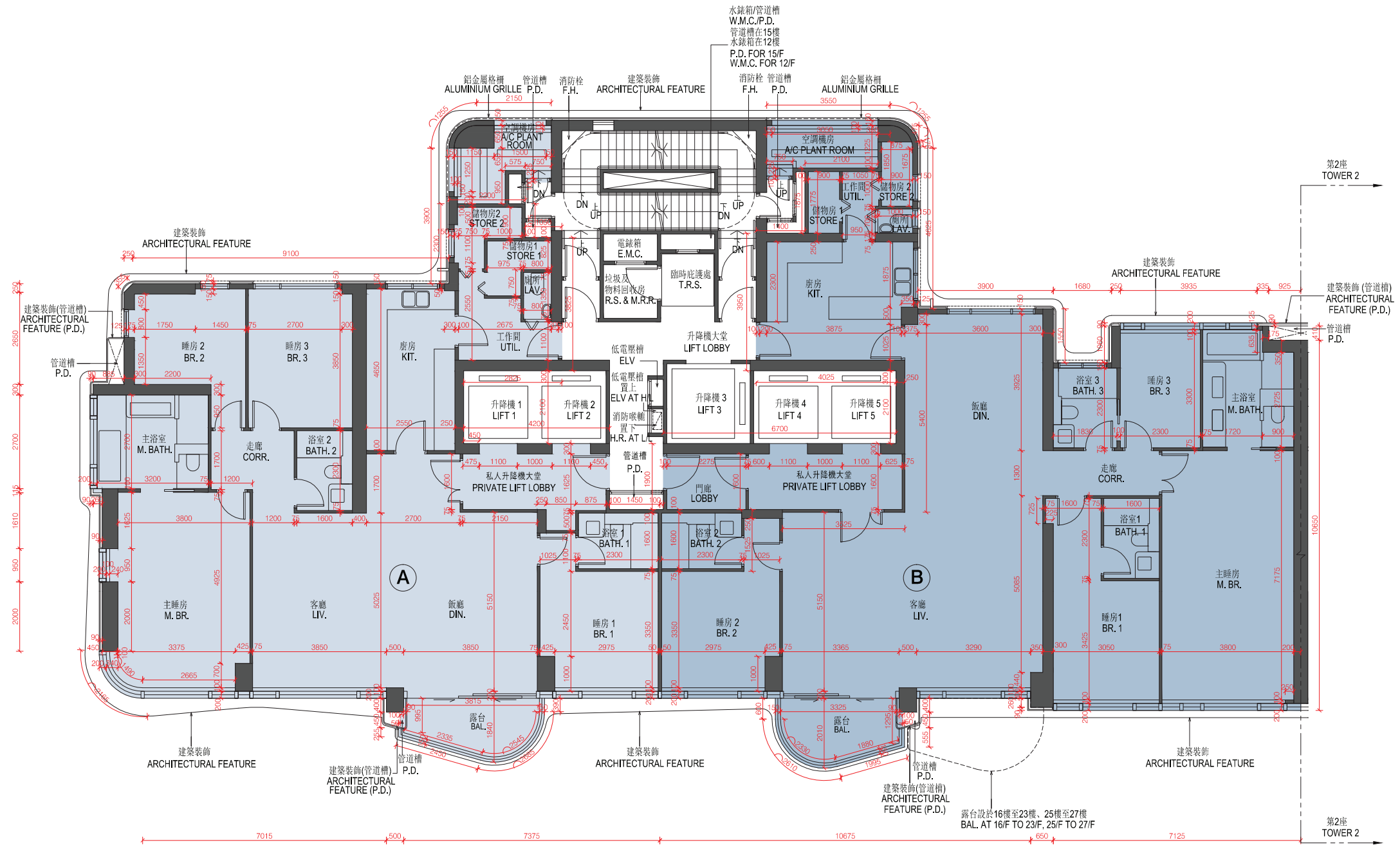
備註：

- 有關樓面平面圖中顯示之附註，名詞及簡稱請參閱本售樓說明書第20-21頁。
- 樓面平面圖所列之尺寸為以毫米標示之建築結構尺寸。

11 FLOOR PLANS OF RESIDENTIAL PROPERTIES IN THE DEVELOPMENT

發展項目的住宅物業的樓面平面圖

TOWER 1 12/F, 15/F FLOOR PLAN
第1座 12樓、15樓樓面平面圖



11 FLOOR PLANS OF RESIDENTIAL PROPERTIES IN THE DEVELOPMENT

發展項目的住宅物業的樓面平面圖

TOWER 1 第1座	Floor 樓層	Unit 單位	
		A	B
The thickness of the floor slabs (excluding plaster) of each residential property (mm) 每個住宅物業的樓板(不包括灰泥)的厚度(毫米)	12/F, 15/F 12樓、15樓	150, 200, 225	150, 200, 225
The floor-to-floor height of each residential property (mm) 每個住宅物業的層與層之間的高度(毫米)		3500	3500

The internal areas of the residential properties on the upper floors will generally be slightly larger than those on the lower floors because of the reducing thickness of the structural walls on the upper floors. (Not applicable)

因住宅物業的較高樓層的結構牆的厚度遞減，較高樓層的內部面積，一般比較低樓層的內部面積稍大。(不適用)

Notes:

- Please refer to Pages 20-21 of this sales brochure for remarks, legend of the terms and abbreviations shown in this floor plan.
- The dimensions on the floor plans are all structural dimensions in millimeter.

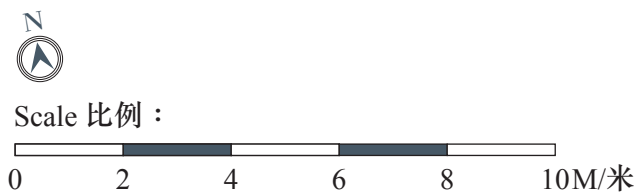
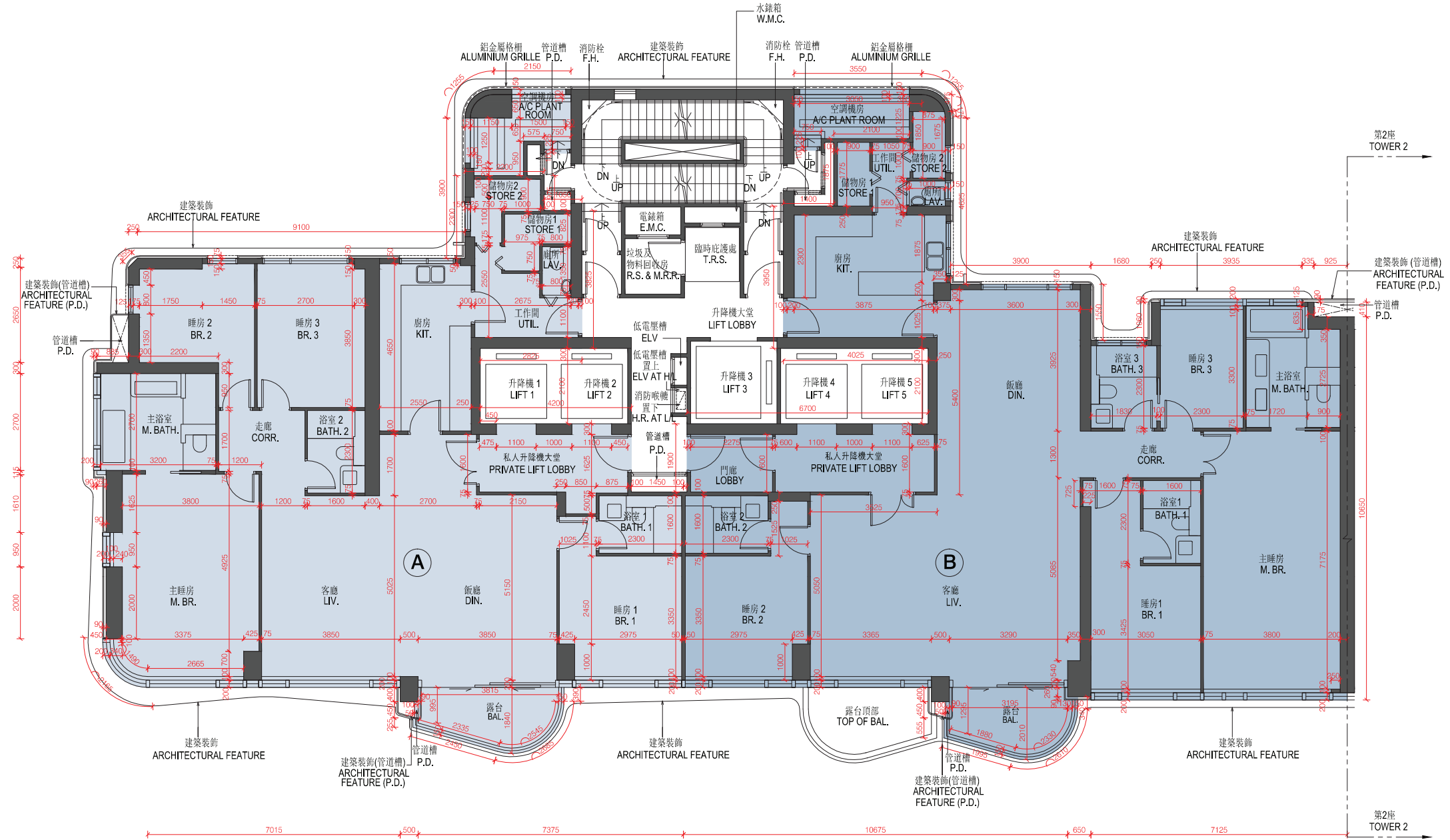
備註：

- 有關樓面平面圖中顯示之附註，名詞及簡稱請參閱本售樓說明書第20-21頁。
- 樓面平面圖所列之尺寸為以毫米標示之建築結構尺寸。

11 FLOOR PLANS OF RESIDENTIAL PROPERTIES IN THE DEVELOPMENT

發展項目的住宅物業的樓面平面圖

TOWER 1 16/F FLOOR PLAN
第1座 16樓樓面平面圖



11 FLOOR PLANS OF RESIDENTIAL PROPERTIES IN THE DEVELOPMENT

發展項目的住宅物業的樓面平面圖

TOWER 1 第1座	Floor 樓層	Unit 單位	
		A	B
The thickness of the floor slabs (excluding plaster) of each residential property (mm) 每個住宅物業的樓板(不包括灰泥)的厚度(毫米)	16/F 16樓	150, 200, 225	150, 200, 225
The floor-to-floor height of each residential property (mm) 每個住宅物業的層與層之間的高度(毫米)		3500	3500

The internal areas of the residential properties on the upper floors will generally be slightly larger than those on the lower floors because of the reducing thickness of the structural walls on the upper floors. (Not applicable)

因住宅物業的較高樓層的結構牆的厚度遞減，較高樓層的內部面積，一般比較低樓層的內部面積稍大。(不適用)

Notes:

- Please refer to Pages 20-21 of this sales brochure for remarks, legend of the terms and abbreviations shown in this floor plan.
- The dimensions on the floor plans are all structural dimensions in millimeter.

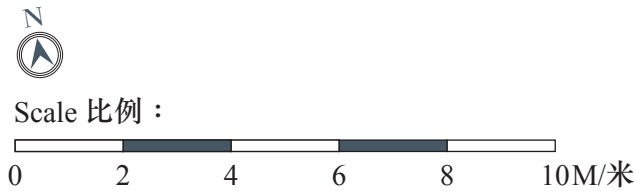
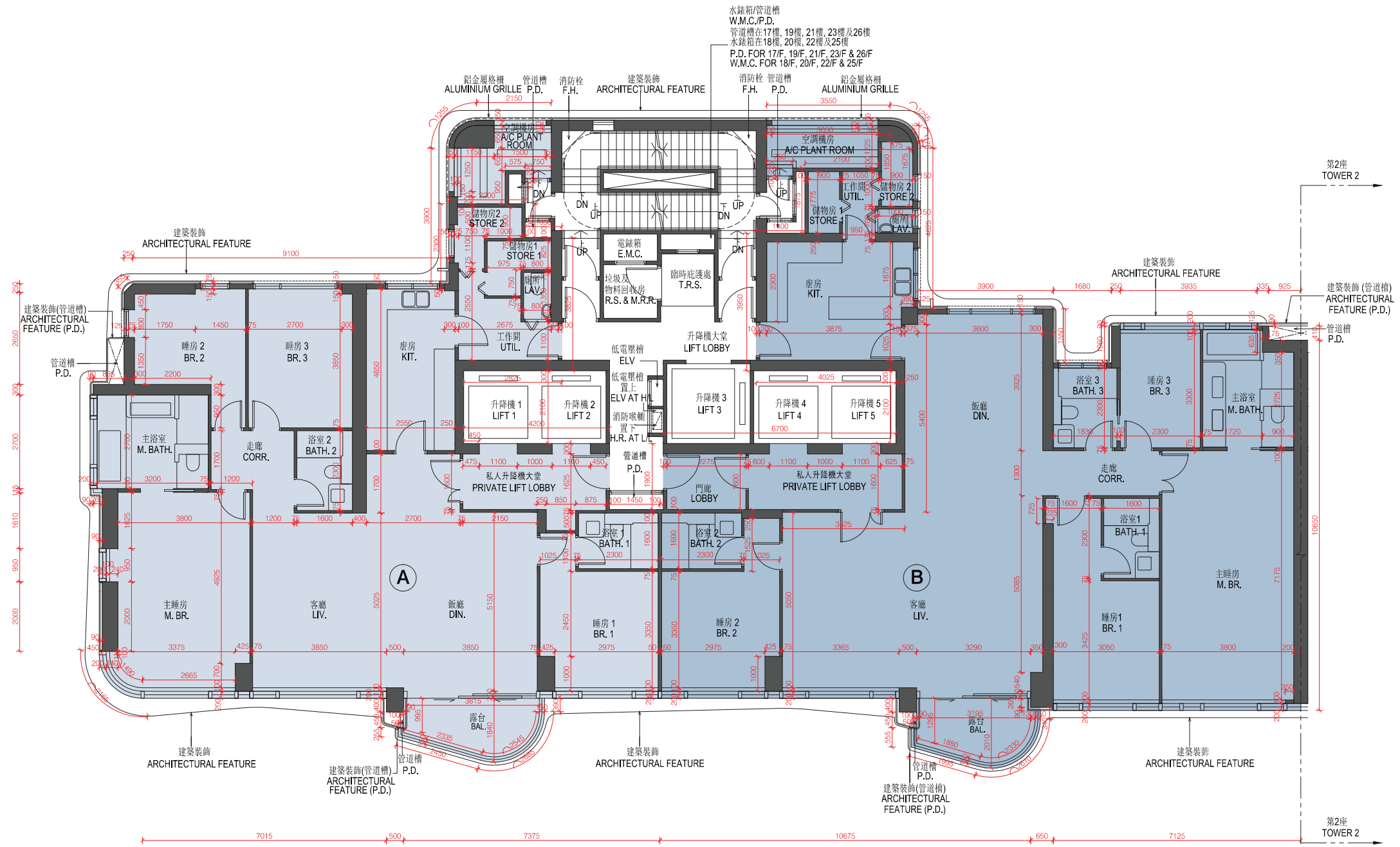
備註：

- 有關樓面平面圖中顯示之附註，名詞及簡稱請參閱本售樓說明書第20-21頁。
- 樓面平面圖所列之尺寸為以毫米標示之建築結構尺寸。

11 FLOOR PLANS OF RESIDENTIAL PROPERTIES IN THE DEVELOPMENT

發展項目的住宅物業的樓面平面圖

TOWER 1 17/F - 23/F, 25/F -26/F FLOOR PLAN
 第1座 17樓至23樓、25樓至26樓面平面圖



11 FLOOR PLANS OF RESIDENTIAL PROPERTIES IN THE DEVELOPMENT

發展項目的住宅物業的樓面平面圖

TOWER 1 第1座	Floor 樓層	Unit 單位	
		A	B
The thickness of the floor slabs (excluding plaster) of each residential property (mm) 每個住宅物業的樓板(不包括灰泥)的厚度(毫米)	17/F-23/F, 25/F-26/F 17樓至23樓、 25樓至26樓	150, 200, 225	150, 200, 225
The floor-to-floor height of each residential property (mm) 每個住宅物業的層與層之間的高度(毫米)		3500	3500

The internal areas of the residential properties on the upper floors will generally be slightly larger than those on the lower floors because of the reducing thickness of the structural walls on the upper floors. (Not applicable)

因住宅物業的較高樓層的結構牆的厚度遞減，較高樓層的內部面積，一般比較低樓層的內部面積稍大。(不適用)

Notes:

- Please refer to Pages 20-21 of this sales brochure for remarks, legend of the terms and abbreviations shown in this floor plan.
- The dimensions on the floor plans are all structural dimensions in millimeter.

備註：

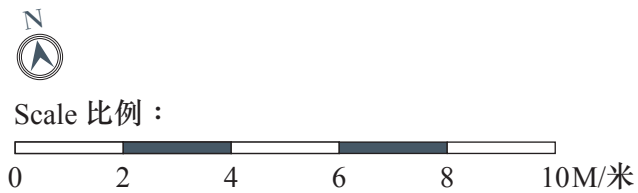
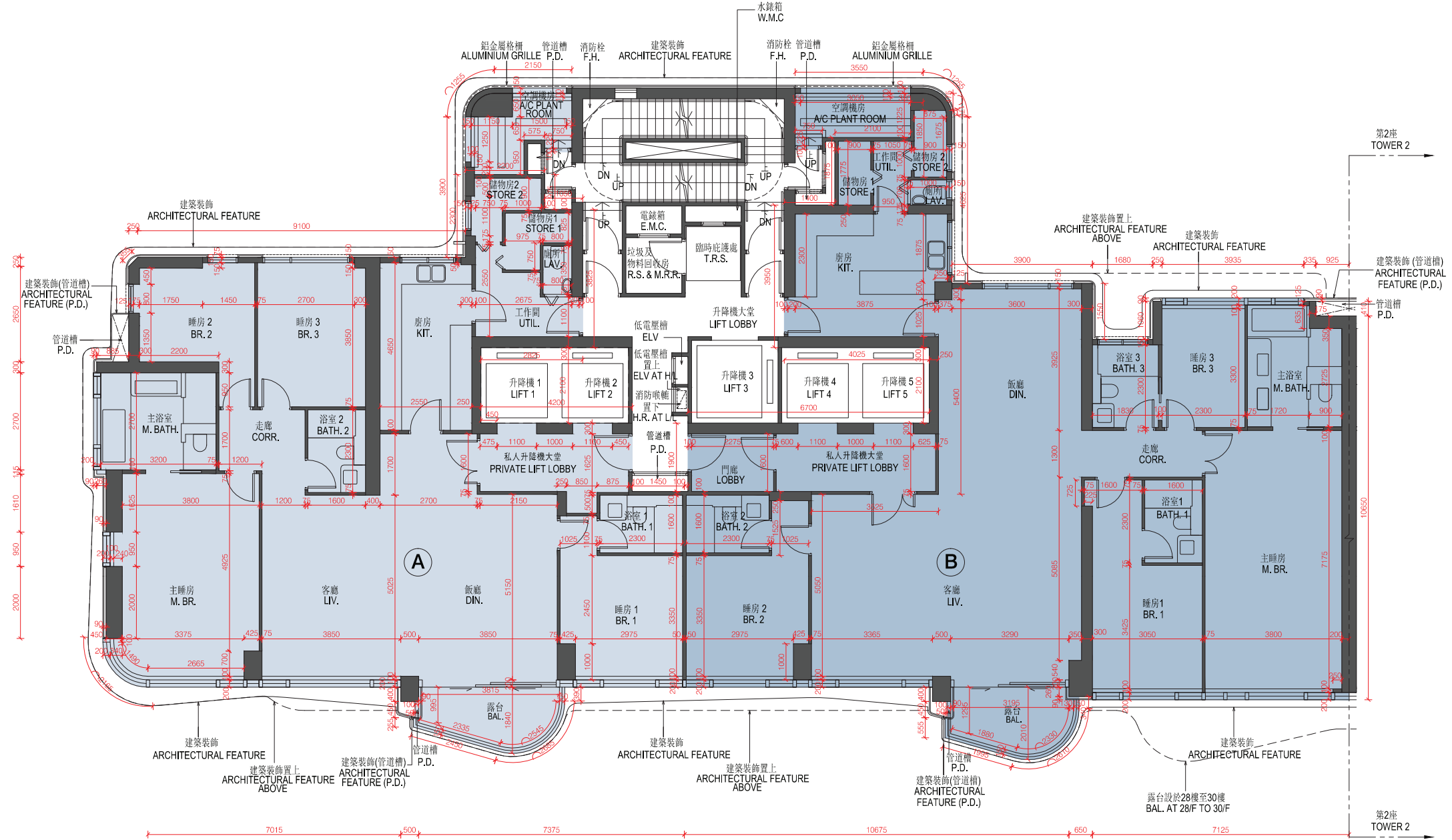
- 有關樓面平面圖中顯示之附註，名詞及簡稱請參閱本售樓說明書第20-21頁。
- 樓面平面圖所列之尺寸為以毫米標示之建築結構尺寸。

11 FLOOR PLANS OF RESIDENTIAL PROPERTIES IN THE DEVELOPMENT

發展項目的住宅物業的樓面平面圖

TOWER 1
第1座

27/F FLOOR PLAN
27樓樓面平面圖



11 FLOOR PLANS OF RESIDENTIAL PROPERTIES IN THE DEVELOPMENT

發展項目的住宅物業的樓面平面圖

TOWER 1 第1座	Floor 樓層	Unit 單位	
		A	B
The thickness of the floor slabs (excluding plaster) of each residential property (mm) 每個住宅物業的樓板(不包括灰泥)的厚度(毫米)	27/F 27樓	150, 200, 225, 300	150, 200, 225, 300
The floor-to-floor height of each residential property (mm) 每個住宅物業的層與層之間的高度(毫米)		3100, 3200, 3250, 3400, 3450, 3500, 3575, 3600, 3750, 3800, 3825, 3850, 3875, 3900	3100, 3150, 3200, 3350, 3375, 3450, 3475, 3500, 3750, 3775, 3800, 3825, 3850

The internal areas of the residential properties on the upper floors will generally be slightly larger than those on the lower floors because of the reducing thickness of the structural walls on the upper floors. (Not applicable)

因住宅物業的較高樓層的結構牆的厚度遞減，較高樓層的內部面積，一般比較低樓層的內部面積稍大。(不適用)

Notes:

- Please refer to Pages 20-21 of this sales brochure for remarks, legend of the terms and abbreviations shown in this floor plan.
- The dimensions on the floor plans are all structural dimensions in millimeter.

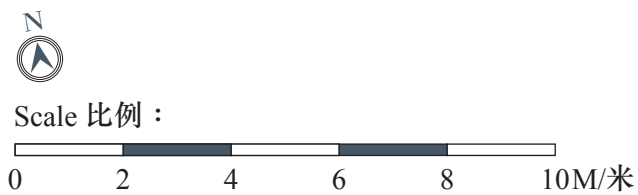
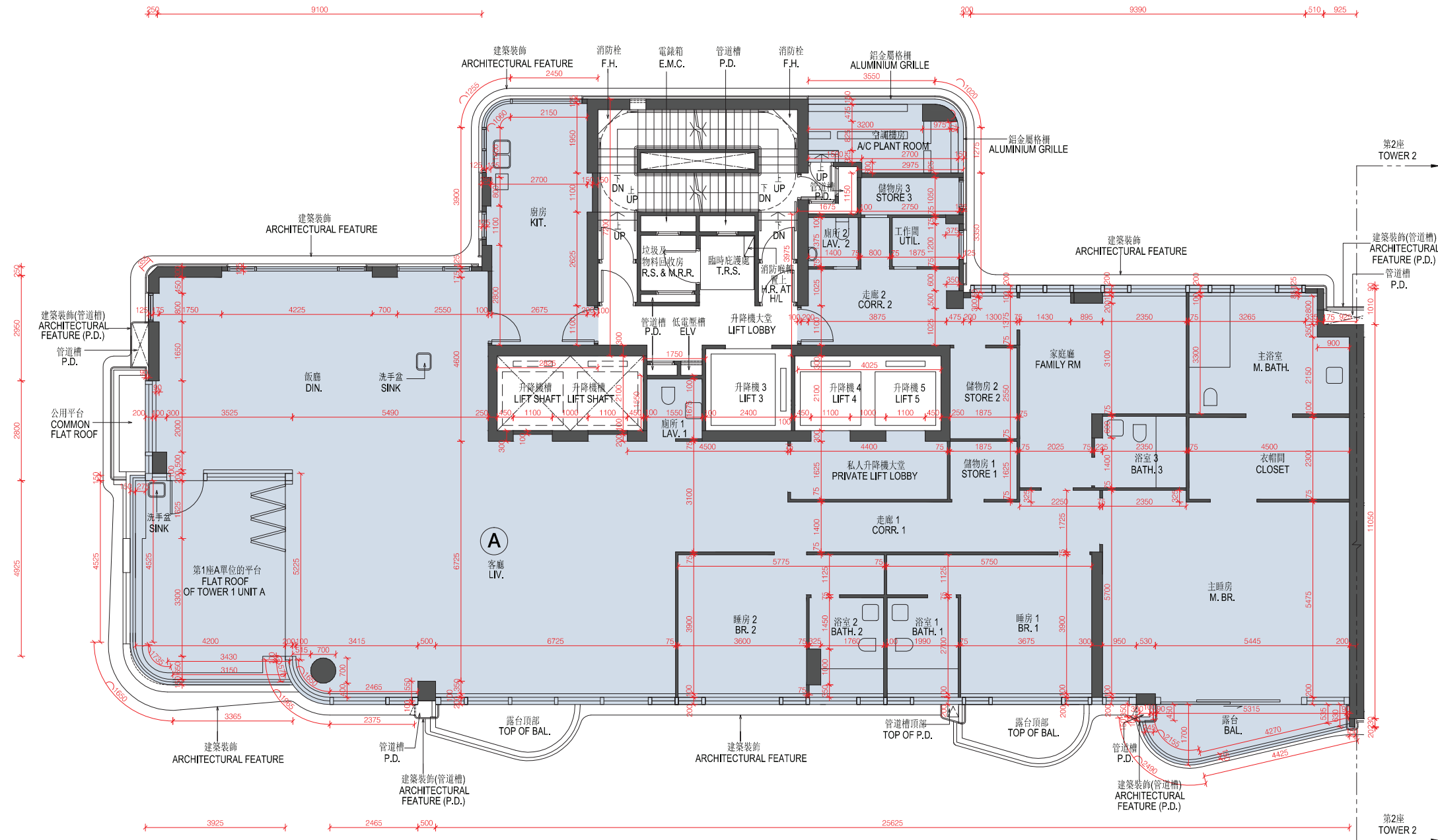
備註：

- 有關樓面平面圖中顯示之附註，名詞及簡稱請參閱本售樓說明書第20-21頁。
- 樓面平面圖所列之尺寸為以毫米標示之建築結構尺寸。

11 FLOOR PLANS OF RESIDENTIAL PROPERTIES IN THE DEVELOPMENT

發展項目的住宅物業的樓面平面圖

TOWER 1 28/F FLOOR PLAN
第1座 28樓樓面平面圖



11 FLOOR PLANS OF RESIDENTIAL PROPERTIES IN THE DEVELOPMENT

發展項目的住宅物業的樓面平面圖

TOWER 1 第1座	Floor 樓層	Unit A A單位
The thickness of the floor slabs (excluding plaster) of each residential property (mm) 每個住宅物業的樓板(不包括灰泥)的厚度(毫米)	28/F 28樓	150, 200, 225, 250, 400, 600
The floor-to-floor height of each residential property (mm) 每個住宅物業的層與層之間的高度(毫米)		2310, 3100, 3150, 3200, 3400, 3450, 3500, 3600, 3750, 3800, 3850, 3900

The internal areas of the residential properties on the upper floors will generally be slightly larger than those on the lower floors because of the reducing thickness of the structural walls on the upper floors. (Not applicable)

因住宅物業的較高樓層的結構牆的厚度遞減，較高樓層的內部面積，一般比較低樓層的內部面積稍大。(不適用)

Notes:

1. Please refer to Pages 20-21 of this sales brochure for remarks, legend of the terms and abbreviations shown in this floor plan.
2. The dimensions on the floor plans are all structural dimensions in millimeter.

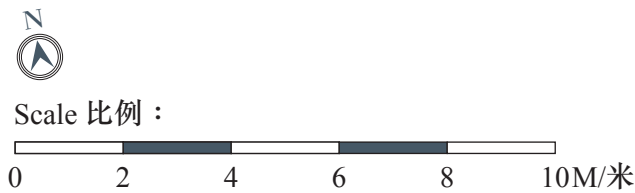
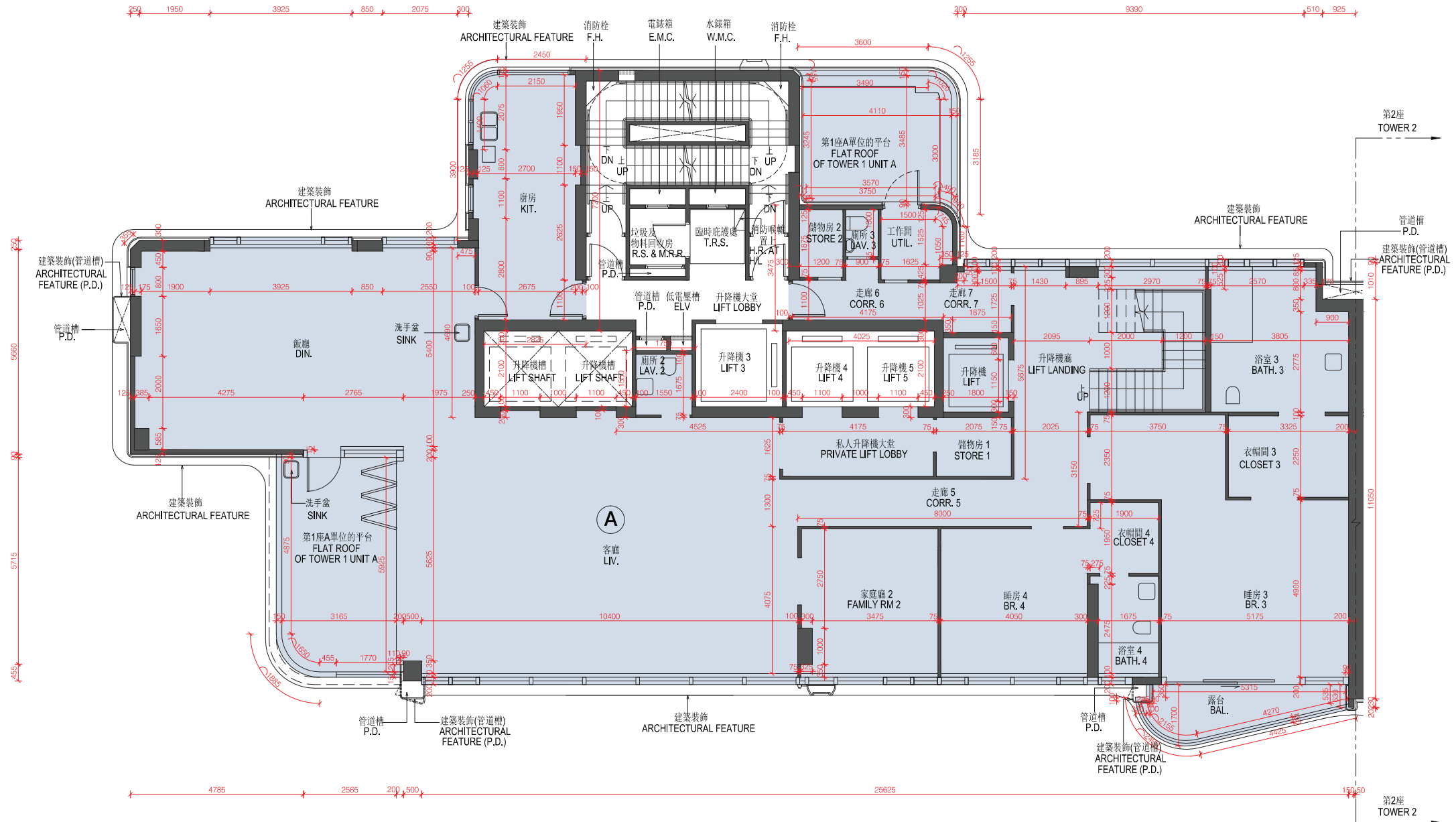
備註：

1. 有關樓面平面圖中顯示之附註，名詞及簡稱請參閱本售樓說明書第20-21頁。
2. 樓面平面圖所列之尺寸為以毫米標示之建築結構尺寸。

11 FLOOR PLANS OF RESIDENTIAL PROPERTIES IN THE DEVELOPMENT

發展項目的住宅物業的樓面平面圖

TOWER 1 29/F FLOOR PLAN
第1座 29樓樓面平面圖



11 FLOOR PLANS OF RESIDENTIAL PROPERTIES IN THE DEVELOPMENT

發展項目的住宅物業的樓面平面圖

TOWER 1 第1座	Floor 樓層	Unit A A單位
The thickness of the floor slabs (excluding plaster) of each residential property (mm) 每個住宅物業的樓板(不包括灰泥)的厚度(毫米)	29/F 29樓	150, 200, 225, 250, 600
The floor-to-floor height of each residential property (mm) 每個住宅物業的層與層之間的高度(毫米)		3100, 3300, 3400, 3450, 3500, 3600, 3850, 3900

The internal areas of the residential properties on the upper floors will generally be slightly larger than those on the lower floors because of the reducing thickness of the structural walls on the upper floors. (Not applicable)

因住宅物業的較高樓層的結構牆的厚度遞減，較高樓層的內部面積，一般比較低樓層的內部面積稍大。(不適用)

Notes:

1. Please refer to Pages 20-21 of this sales brochure for remarks, legend of the terms and abbreviations shown in this floor plan.
2. The dimensions on the floor plans are all structural dimensions in millimeter.

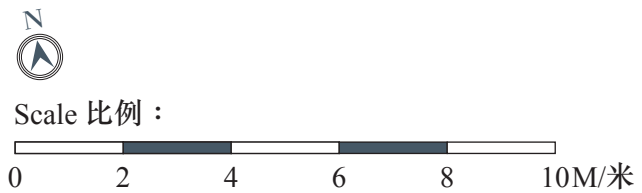
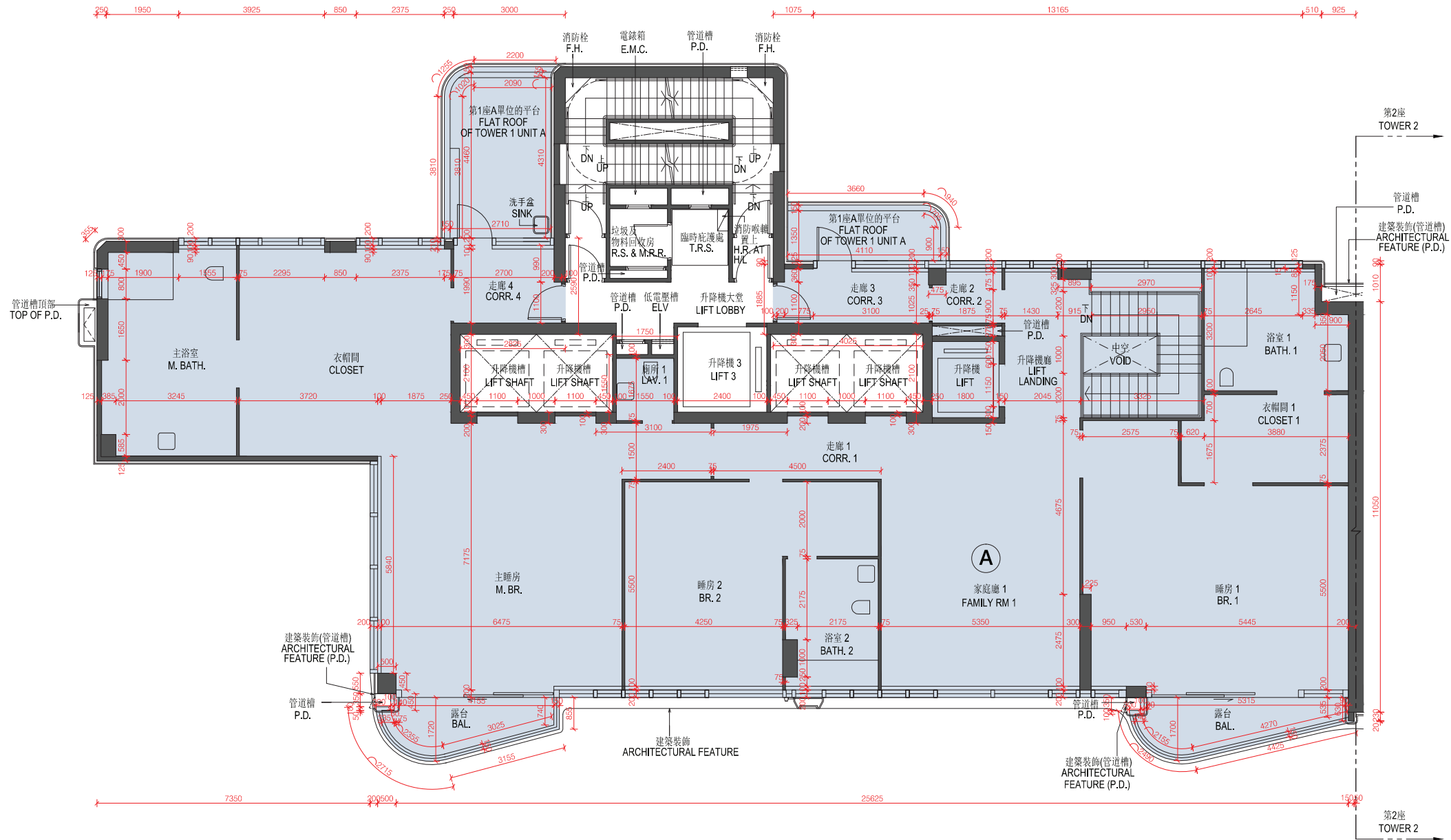
備註：

1. 有關樓面平面圖中顯示之附註，名詞及簡稱請參閱本售樓說明書第20-21頁。
2. 樓面平面圖所列之尺寸為以毫米標示之建築結構尺寸。

11 FLOOR PLANS OF RESIDENTIAL PROPERTIES IN THE DEVELOPMENT

發展項目的住宅物業的樓面平面圖

TOWER 1 30/F FLOOR PLAN
第1座 30樓樓面平面圖



11 FLOOR PLANS OF RESIDENTIAL PROPERTIES IN THE DEVELOPMENT

發展項目的住宅物業的樓面平面圖

TOWER 1 第1座	Floor 樓層	Unit A A單位
The thickness of the floor slabs (excluding plaster) of each residential property (mm) 每個住宅物業的樓板(不包括灰泥)的厚度(毫米)	30/F 30樓	150, 200, 250, 300, 600
The floor-to-floor height of each residential property (mm) 每個住宅物業的層與層之間的高度(毫米)		3150, 3500

The internal areas of the residential properties on the upper floors will generally be slightly larger than those on the lower floors because of the reducing thickness of the structural walls on the upper floors. (Not applicable)

因住宅物業的較高樓層的結構牆的厚度遞減，較高樓層的內部面積，一般比較低樓層的內部面積稍大。(不適用)

Notes:

1. Please refer to Pages 20-21 of this sales brochure for remarks, legend of the terms and abbreviations shown in this floor plan.
2. The dimensions on the floor plans are all structural dimensions in millimeter.

備註：

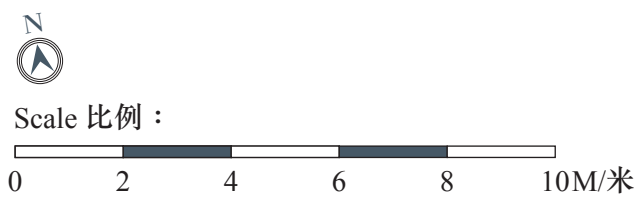
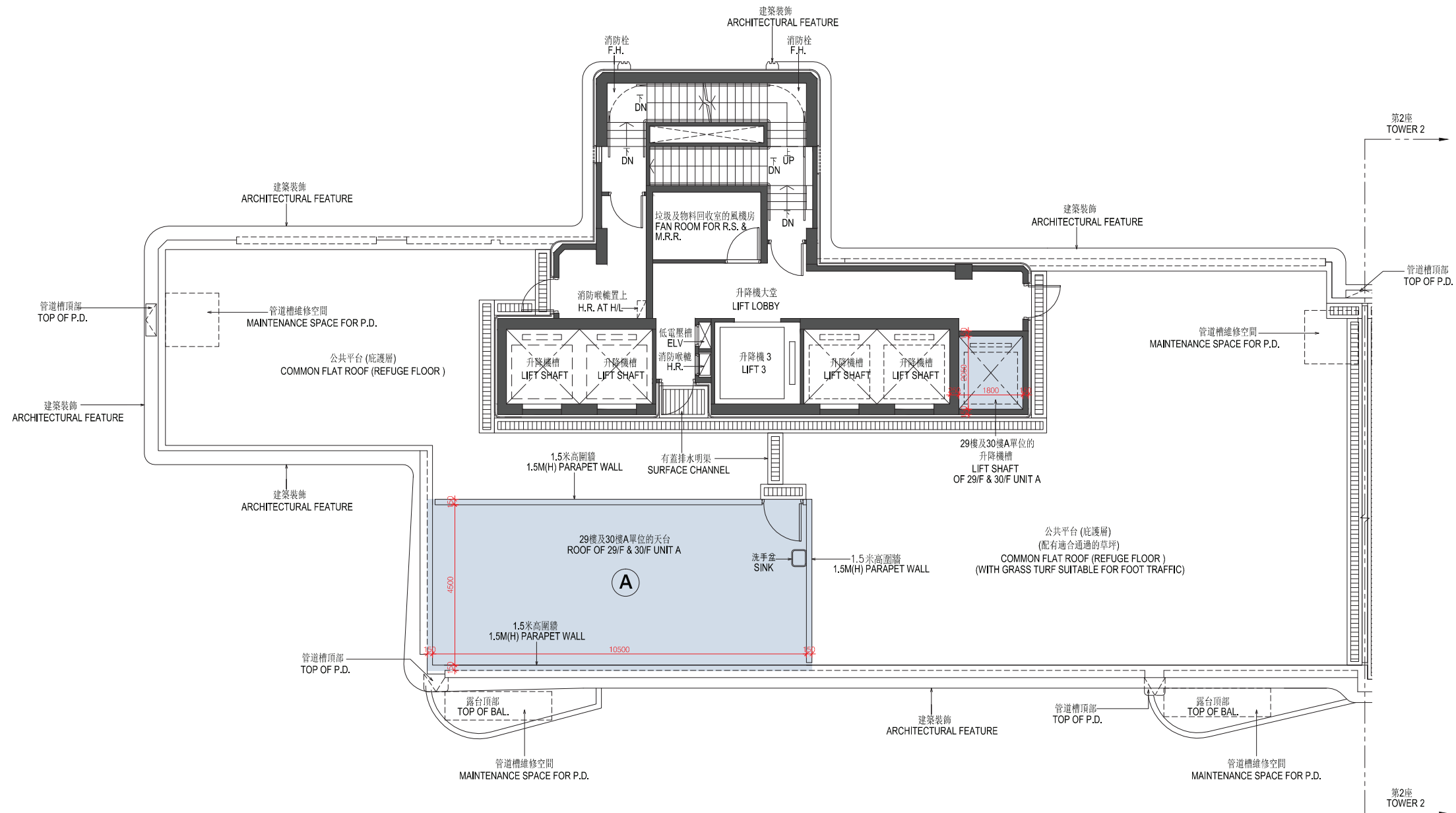
1. 有關樓面平面圖中顯示之附註，名詞及簡稱請參閱本售樓說明書第20-21頁。
2. 樓面平面圖所列之尺寸為以毫米標示之建築結構尺寸。

11 FLOOR PLANS OF RESIDENTIAL PROPERTIES IN THE DEVELOPMENT

發展項目的住宅物業的樓面平面圖

TOWER 1
第1座

ROOF FLOOR PLAN
天台樓面平面圖



11 FLOOR PLANS OF RESIDENTIAL PROPERTIES IN THE DEVELOPMENT

發展項目的住宅物業的樓面平面圖

TOWER 1 第1座	Floor 樓層	Unit A A單位
The thickness of the floor slabs (excluding plaster) of each residential property (mm) 每個住宅物業的樓板(不包括灰泥)的厚度(毫米)	Roof 天台	Not Applicable 不適用
The floor-to-floor height of each residential property (mm) 每個住宅物業的層與層之間的高度(毫米)		Not Applicable 不適用

The internal areas of the residential properties on the upper floors will generally be slightly larger than those on the lower floors because of the reducing thickness of the structural walls on the upper floors. (Not applicable)

因住宅物業的較高樓層的結構牆的厚度遞減，較高樓層的內部面積，一般比較低樓層的內部面積稍大。(不適用)

Notes:

1. Please refer to Pages 20-21 of this sales brochure for remarks, legend of the terms and abbreviations shown in this floor plan.
2. The dimensions on the floor plans are all structural dimensions in millimeter.

備註：

1. 有關樓面平面圖中顯示之附註，名詞及簡稱請參閱本售樓說明書第20-21頁。
2. 樓面平面圖所列之尺寸為以毫米標示之建築結構尺寸。

11 FLOOR PLANS OF RESIDENTIAL PROPERTIES IN THE DEVELOPMENT

發展項目的住宅物業的樓面平面圖

TOWER 1 第1座	Floor 樓層	Unit A A單位
The thickness of the floor slabs (excluding plaster) of each residential property (mm) 每個住宅物業的樓板(不包括灰泥)的厚度(毫米)	Upper Roof 上層天台	200, 250
The floor-to-floor height of each residential property (mm) 每個住宅物業的層與層之間的高度(毫米)		3650, 4050
The thickness of the floor slabs (excluding plaster) of each residential property (mm) 每個住宅物業的樓板(不包括灰泥)的厚度(毫米)	Lift Machine Room 升降機房	Not Applicable 不適用
The floor-to-floor height of each residential property (mm) 每個住宅物業的層與層之間的高度(毫米)		Not Applicable 不適用

The internal areas of the residential properties on the upper floors will generally be slightly larger than those on the lower floors because of the reducing thickness of the structural walls on the upper floors. (Not applicable)

因住宅物業的較高樓層的結構牆的厚度遞減，較高樓層的內部面積，一般比較低樓層的內部面積稍大。(不適用)

Notes:

1. Please refer to Pages 20-21 of this sales brochure for remarks, legend of the terms and abbreviations shown in this floor plan.
2. The dimensions on the floor plans are all structural dimensions in millimeter.

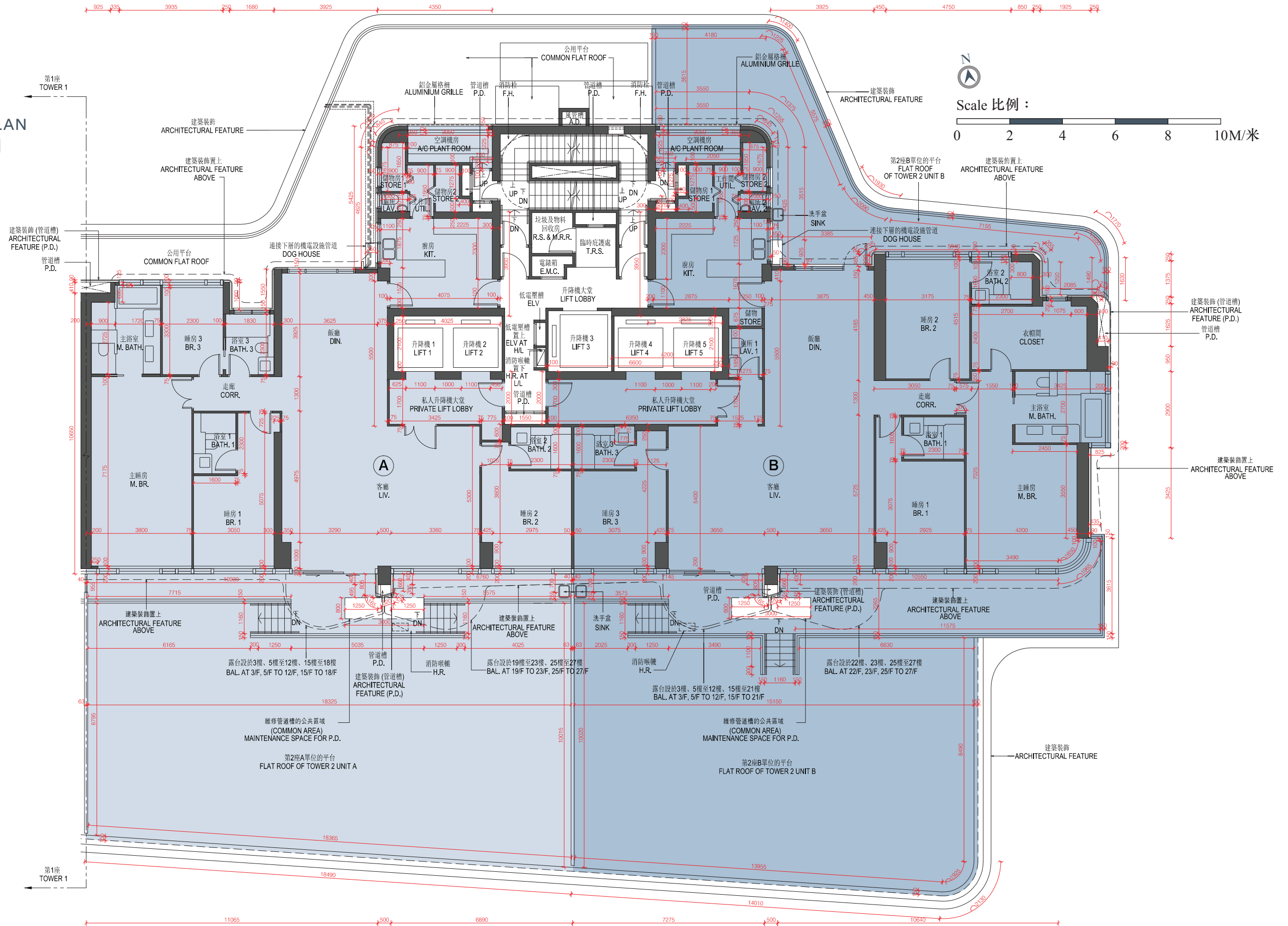
備註：

1. 有關樓面平面圖中顯示之附註，名詞及簡稱請參閱本售樓說明書第20-21頁。
2. 樓面平面圖所列之尺寸為以毫米標示之建築結構尺寸。

11 FLOOR PLANS OF RESIDENTIAL PROPERTIES IN THE DEVELOPMENT

發展項目的住宅物業的樓面平面圖

TOWER 2
第2座
2/F FLOOR PLAN
2樓樓面平面圖



11 FLOOR PLANS OF RESIDENTIAL PROPERTIES IN THE DEVELOPMENT

發展項目的住宅物業的樓面平面圖

TOWER 2 第2座	Floor 樓層	Unit 單位	
		A	B
The thickness of the floor slabs (excluding plaster) of each residential property (mm) 每個住宅物業的樓板(不包括灰泥)的厚度(毫米)	2/F 2樓	150, 200, 225	150, 200, 225
The floor-to-floor height of each residential property (mm) 每個住宅物業的層與層之間的高度(毫米)		3500, 3600, 3625, 3650, 3675, 3700, 3725, 3750, 3775, 3800, 4000	3500, 3600, 3650, 3675, 3700, 3750, 3800, 4000

The internal areas of the residential properties on the upper floors will generally be slightly larger than those on the lower floors because of the reducing thickness of the structural walls on the upper floors. (Not applicable)

因住宅物業的較高樓層的結構牆的厚度遞減，較高樓層的內部面積，一般比較低樓層的內部面積稍大。(不適用)

Notes:

- Please refer to Pages 20-21 of this sales brochure for remarks, legend of the terms and abbreviations shown in this floor plan.
- The dimensions on the floor plans are all structural dimensions in millimeter.

備註：

- 有關樓面平面圖中顯示之附註，名詞及簡稱請參閱本售樓說明書第20-21頁。
- 樓面平面圖所列之尺寸為以毫米標示之建築結構尺寸。

11 FLOOR PLANS OF RESIDENTIAL PROPERTIES IN THE DEVELOPMENT

發展項目的住宅物業的樓面平面圖

TOWER 2 第2座	Floor 樓層	Unit 單位	
		A	B
The thickness of the floor slabs (excluding plaster) of each residential property (mm) 每個住宅物業的樓板(不包括灰泥)的厚度(毫米)	3/F, 5/F-12/F, 15/F-18/F 3樓、5樓至 12樓、15樓 至18樓	150, 200, 225	150, 200, 225
The floor-to-floor height of each residential property (mm) 每個住宅物業的層與層之間的高度(毫米)		3500	3500

The internal areas of the residential properties on the upper floors will generally be slightly larger than those on the lower floors because of the reducing thickness of the structural walls on the upper floors. (Not applicable)

因住宅物業的較高樓層的結構牆的厚度遞減，較高樓層的內部面積，一般比較低樓層的內部面積稍大。(不適用)

Notes:

- Please refer to Pages 20-21 of this sales brochure for remarks, legend of the terms and abbreviations shown in this floor plan.
- The dimensions on the floor plans are all structural dimensions in millimeter.

備註：

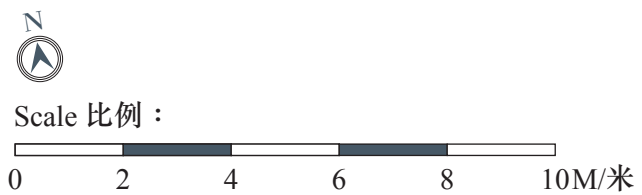
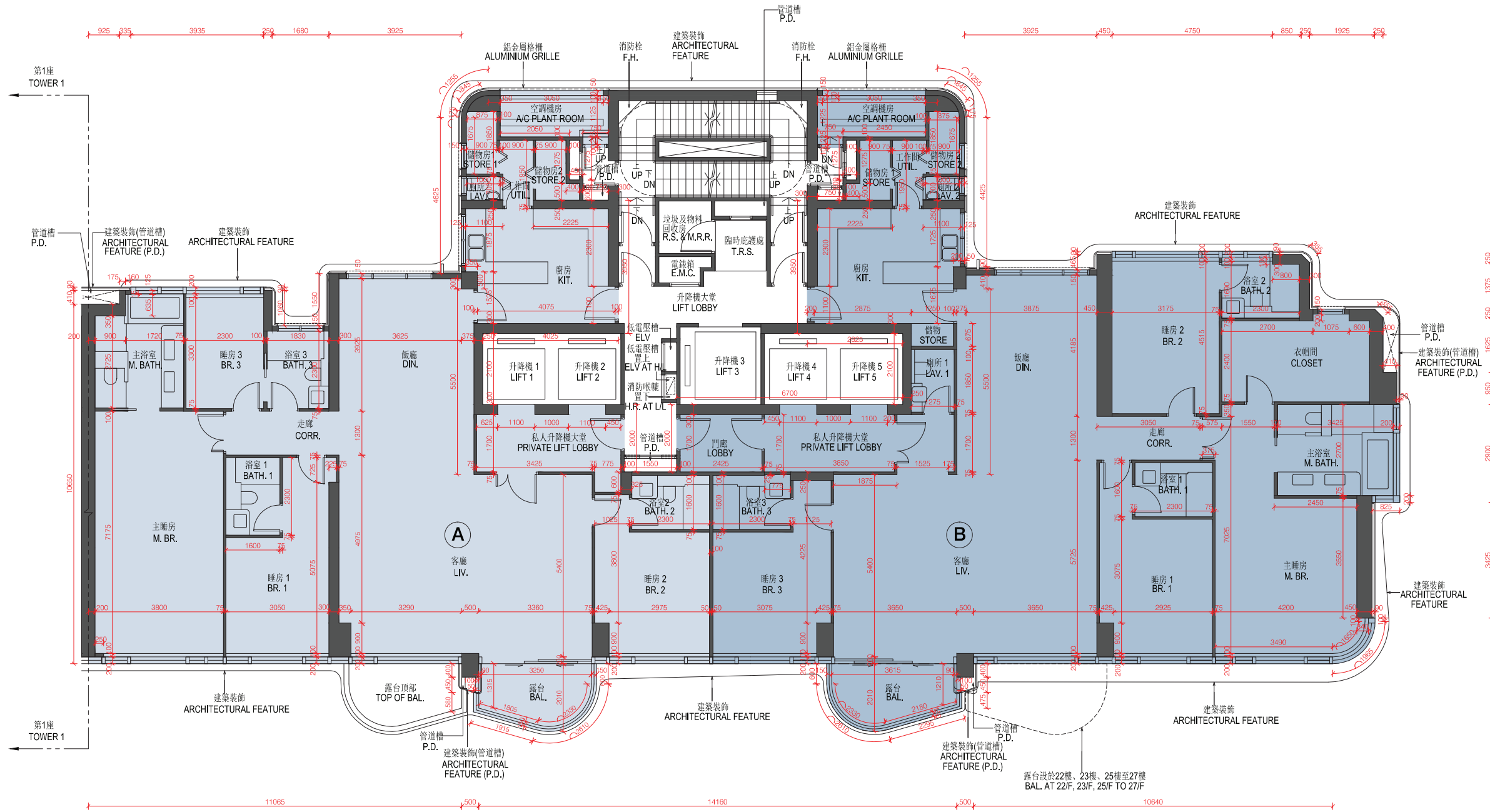
- 有關樓面平面圖中顯示之附註，名詞及簡稱請參閱本售樓說明書第20-21頁。
- 樓面平面圖所列之尺寸為以毫米標示之建築結構尺寸。

11 FLOOR PLANS OF RESIDENTIAL PROPERTIES IN THE DEVELOPMENT

發展項目的住宅物業的樓面平面圖

TOWER 2
第2座

19/F FLOOR PLAN
19樓樓面平面圖



11 FLOOR PLANS OF RESIDENTIAL PROPERTIES IN THE DEVELOPMENT

發展項目的住宅物業的樓面平面圖

TOWER 2 第2座	Floor 樓層	Unit 單位	
		A	B
The thickness of the floor slabs (excluding plaster) of each residential property (mm) 每個住宅物業的樓板(不包括灰泥)的厚度(毫米)	19/F 19樓	150, 200, 225	150, 200, 225
The floor-to-floor height of each residential property (mm) 每個住宅物業的層與層之間的高度(毫米)		3500	3500

The internal areas of the residential properties on the upper floors will generally be slightly larger than those on the lower floors because of the reducing thickness of the structural walls on the upper floors. (Not applicable)

因住宅物業的較高樓層的結構牆的厚度遞減，較高樓層的內部面積，一般比較低樓層的內部面積稍大。(不適用)

Notes:

- Please refer to Pages 20-21 of this sales brochure for remarks, legend of the terms and abbreviations shown in this floor plan.
- The dimensions on the floor plans are all structural dimensions in millimeter.

備註：

- 有關樓面平面圖中顯示之附註，名詞及簡稱請參閱本售樓說明書第20-21頁。
- 樓面平面圖所列之尺寸為以毫米標示之建築結構尺寸。

11 FLOOR PLANS OF RESIDENTIAL PROPERTIES IN THE DEVELOPMENT

發展項目的住宅物業的樓面平面圖

TOWER 2 第2座	Floor 樓層	Unit 單位	
		A	B
The thickness of the floor slabs (excluding plaster) of each residential property (mm) 每個住宅物業的樓板(不包括灰泥)的厚度(毫米)	20/F-21/F 20樓至21樓	150, 200, 225	150, 200, 225
The floor-to-floor height of each residential property (mm) 每個住宅物業的層與層之間的高度(毫米)		3500	3500

The internal areas of the residential properties on the upper floors will generally be slightly larger than those on the lower floors because of the reducing thickness of the structural walls on the upper floors. (Not applicable)

因住宅物業的較高樓層的結構牆的厚度遞減，較高樓層的內部面積，一般比較低樓層的內部面積稍大。(不適用)

Notes:

- Please refer to Pages 20-21 of this sales brochure for remarks, legend of the terms and abbreviations shown in this floor plan.
- The dimensions on the floor plans are all structural dimensions in millimeter.

備註：

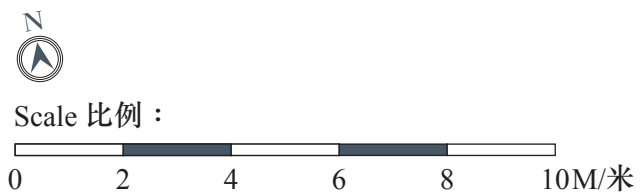
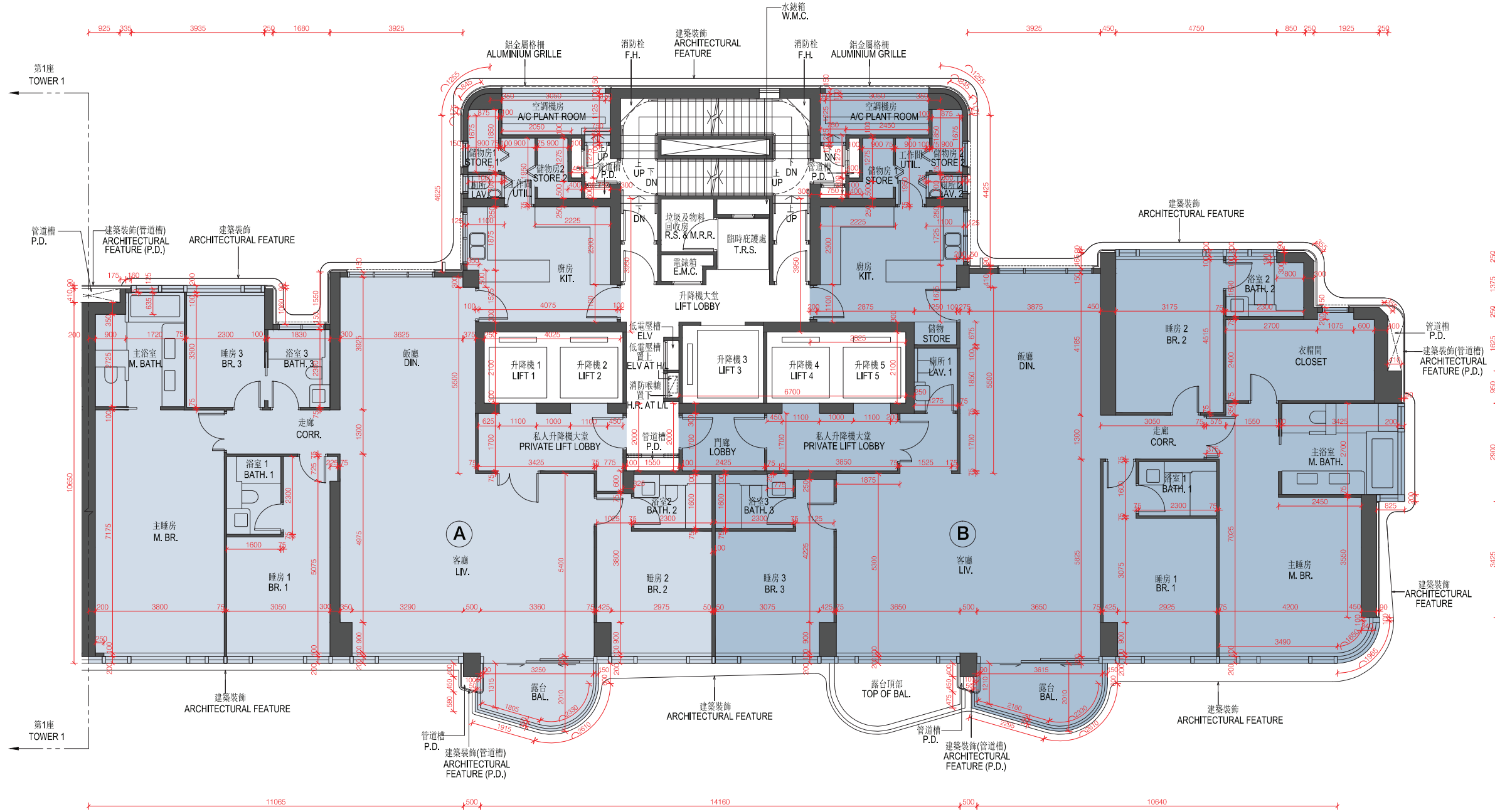
- 有關樓面平面圖中顯示之附註，名詞及簡稱請參閱本售樓說明書第20-21頁。
- 樓面平面圖所列之尺寸為以毫米標示之建築結構尺寸。

11 FLOOR PLANS OF RESIDENTIAL PROPERTIES IN THE DEVELOPMENT

發展項目的住宅物業的樓面平面圖

TOWER 2
第2座

22/F FLOOR PLAN
22樓樓面平面圖



11 FLOOR PLANS OF RESIDENTIAL PROPERTIES IN THE DEVELOPMENT

發展項目的住宅物業的樓面平面圖

TOWER 2 第2座	Floor 樓層	Unit 單位	
		A	B
The thickness of the floor slabs (excluding plaster) of each residential property (mm) 每個住宅物業的樓板(不包括灰泥)的厚度(毫米)	22/F 22樓	150, 200, 225	150, 200, 225
The floor-to-floor height of each residential property (mm) 每個住宅物業的層與層之間的高度(毫米)		3500	3500

The internal areas of the residential properties on the upper floors will generally be slightly larger than those on the lower floors because of the reducing thickness of the structural walls on the upper floors. (Not applicable)

因住宅物業的較高樓層的結構牆的厚度遞減，較高樓層的內部面積，一般比較低樓層的內部面積稍大。(不適用)

Notes:

- Please refer to Pages 20-21 of this sales brochure for remarks, legend of the terms and abbreviations shown in this floor plan.
- The dimensions on the floor plans are all structural dimensions in millimeter.

備註：

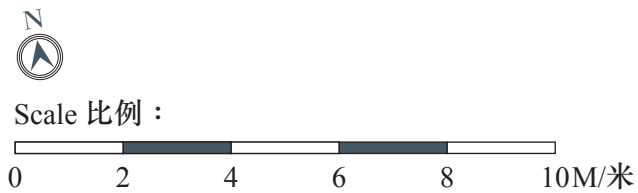
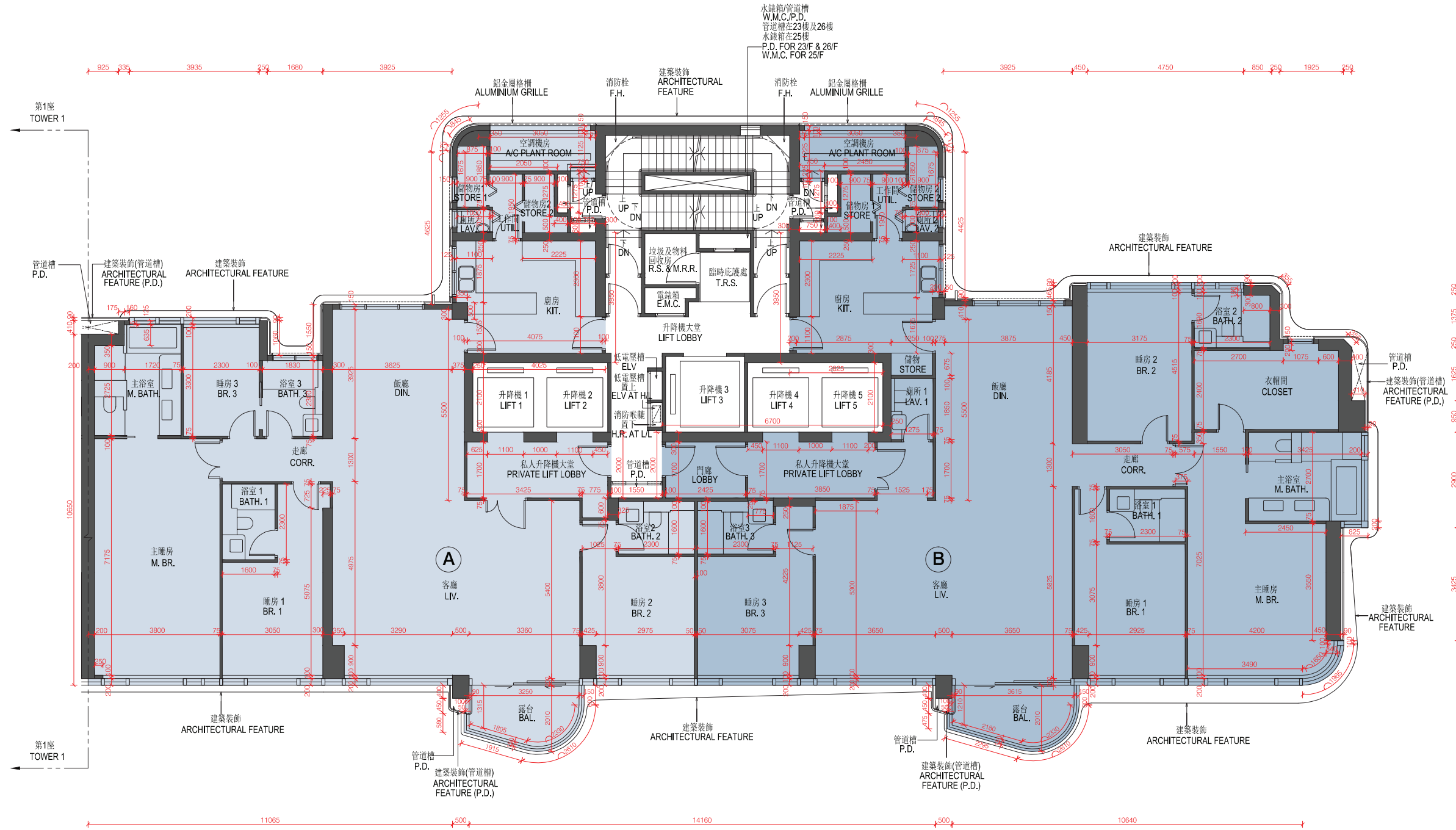
- 有關樓面平面圖中顯示之附註，名詞及簡稱請參閱本售樓說明書第20-21頁。
- 樓面平面圖所列之尺寸為以毫米標示之建築結構尺寸。

11 FLOOR PLANS OF RESIDENTIAL PROPERTIES IN THE DEVELOPMENT

發展項目的住宅物業的樓面平面圖

TOWER 2
第2座

23/F, 25/F-26/F FLOOR PLAN
23樓、25樓至26樓樓面平面圖



11 FLOOR PLANS OF RESIDENTIAL PROPERTIES IN THE DEVELOPMENT

發展項目的住宅物業的樓面平面圖

TOWER 2 第2座	Floor 樓層	Unit 單位	
		A	B
The thickness of the floor slabs (excluding plaster) of each residential property (mm) 每個住宅物業的樓板(不包括灰泥)的厚度(毫米)	23/F, 25/F-26/F 23樓、 25樓至26樓	150, 200, 225	150, 200, 225
The floor-to-floor height of each residential property (mm) 每個住宅物業的層與層之間的高度(毫米)		3500	3500

The internal areas of the residential properties on the upper floors will generally be slightly larger than those on the lower floors because of the reducing thickness of the structural walls on the upper floors. (Not applicable)

因住宅物業的較高樓層的結構牆的厚度遞減，較高樓層的內部面積，一般比較低樓層的內部面積稍大。(不適用)

Notes:

- Please refer to Pages 20-21 of this sales brochure for remarks, legend of the terms and abbreviations shown in this floor plan.
- The dimensions on the floor plans are all structural dimensions in millimeter.

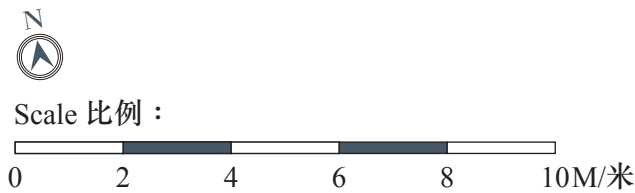
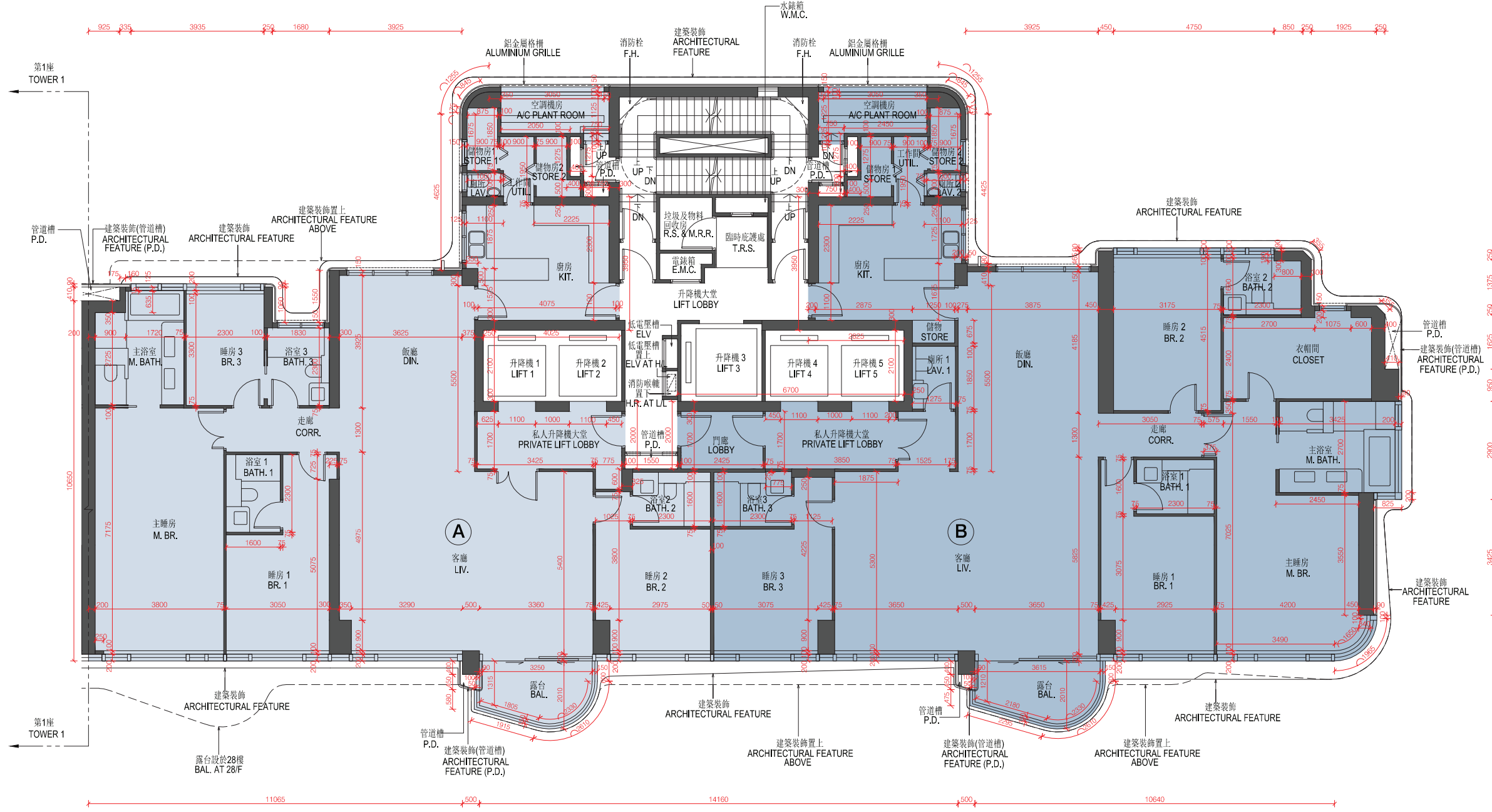
備註：

- 有關樓面平面圖中顯示之附註，名詞及簡稱請參閱本售樓說明書第20-21頁。
- 樓面平面圖所列之尺寸為以毫米標示之建築結構尺寸。

11 FLOOR PLANS OF RESIDENTIAL PROPERTIES IN THE DEVELOPMENT

發展項目的住宅物業的樓面平面圖

TOWER 2 27/F FLOOR PLAN
第2座 27樓樓面平面圖



11 FLOOR PLANS OF RESIDENTIAL PROPERTIES IN THE DEVELOPMENT

發展項目的住宅物業的樓面平面圖

TOWER 2 第2座	Floor 樓層	Unit 單位	
		A	B
The thickness of the floor slabs (excluding plaster) of each residential property (mm) 每個住宅物業的樓板(不包括灰泥)的厚度(毫米)	27/F 27樓	150, 200, 225, 300	150, 200, 225, 300
The floor-to-floor height of each residential property (mm) 每個住宅物業的層與層之間的高度(毫米)		3100, 3125, 3150, 3200, 3350, 3450, 3475, 3500, 3725, 3750, 3775, 3800, 3825, 3850, 3900	3100, 3150, 3250, 3350, 3400, 3425, 3500, 3650, 3725, 3800, 3825, 3850, 3900

The internal areas of the residential properties on the upper floors will generally be slightly larger than those on the lower floors because of the reducing thickness of the structural walls on the upper floors. (Not applicable)

因住宅物業的較高樓層的結構牆的厚度遞減，較高樓層的內部面積，一般比較低樓層的內部面積稍大。(不適用)

Notes:

- Please refer to Pages 20-21 of this sales brochure for remarks, legend of the terms and abbreviations shown in this floor plan.
- The dimensions on the floor plans are all structural dimensions in millimeter.

備註：

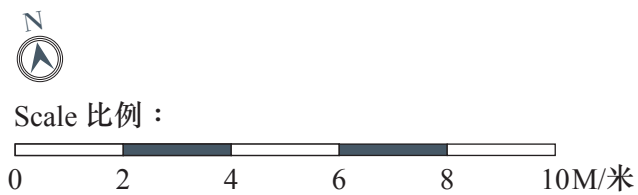
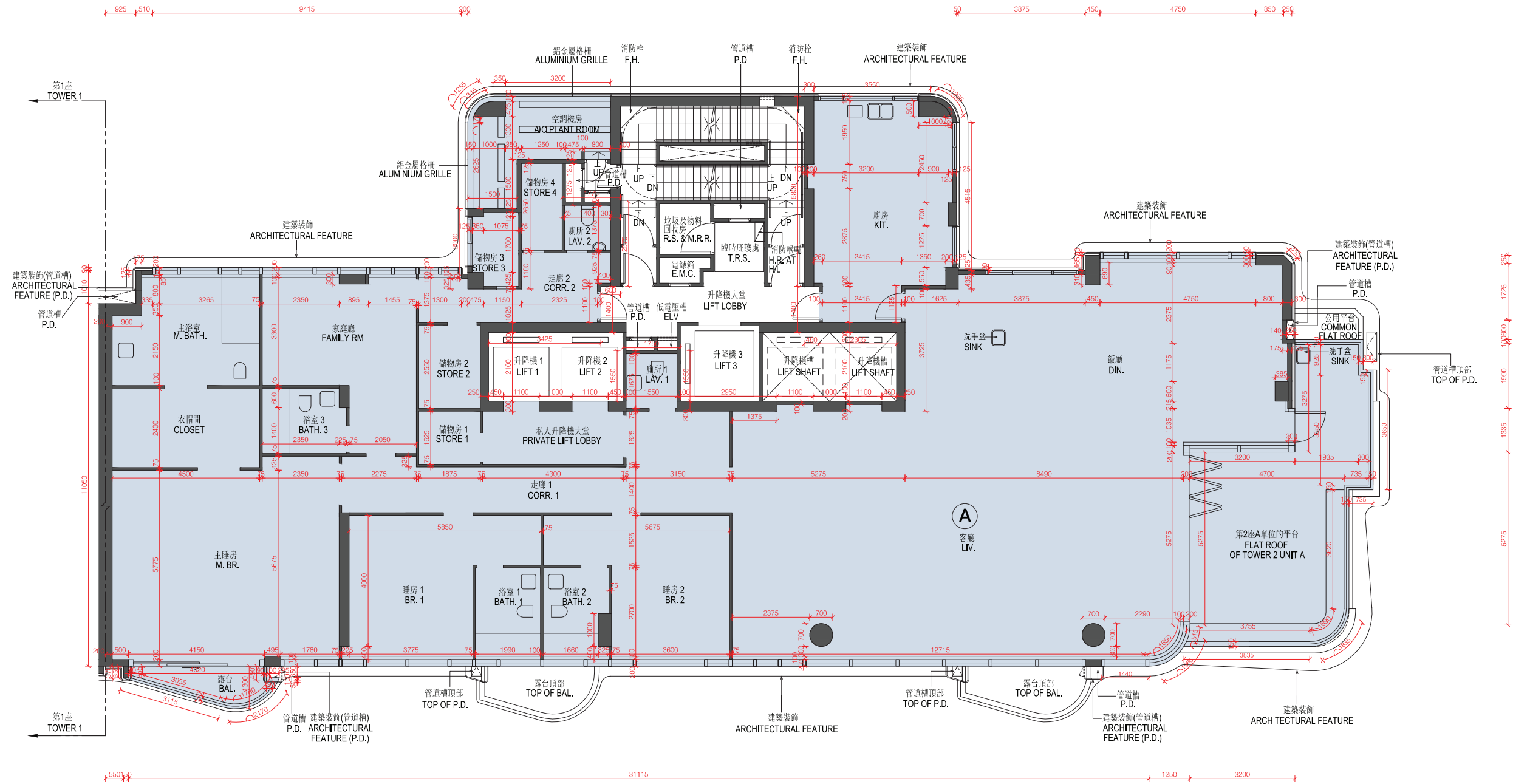
- 有關樓面平面圖中顯示之附註，名詞及簡稱請參閱本售樓說明書第20-21頁。
- 樓面平面圖所列之尺寸為以毫米標示之建築結構尺寸。

11 FLOOR PLANS OF RESIDENTIAL PROPERTIES IN THE DEVELOPMENT

發展項目的住宅物業的樓面平面圖

TOWER 2
第2座

28/F FLOOR PLAN
28樓樓面平面圖



11 FLOOR PLANS OF RESIDENTIAL PROPERTIES IN THE DEVELOPMENT

發展項目的住宅物業的樓面平面圖

TOWER 2 第2座	Floor 樓層	Unit A A單位
The thickness of the floor slabs (excluding plaster) of each residential property (mm) 每個住宅物業的樓板(不包括灰泥)的厚度(毫米)	28/F 28樓	150, 200, 225, 400, 600
The floor-to-floor height of each residential property (mm) 每個住宅物業的層與層之間的高度(毫米)		2310, 3100, 3150, 3200, 3250, 3400, 3500, 3600, 3650, 3750, 3800, 3850, 3875, 3900

The internal areas of the residential properties on the upper floors will generally be slightly larger than those on the lower floors because of the reducing thickness of the structural walls on the upper floors. (Not applicable)

因住宅物業的較高樓層的結構牆的厚度遞減，較高樓層的內部面積，一般比較低樓層的內部面積稍大。(不適用)

Notes:

1. Please refer to Pages 20-21 of this sales brochure for remarks, legend of the terms and abbreviations shown in this floor plan.
2. The dimensions on the floor plans are all structural dimensions in millimeter.

備註：

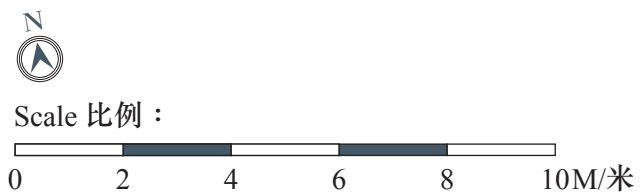
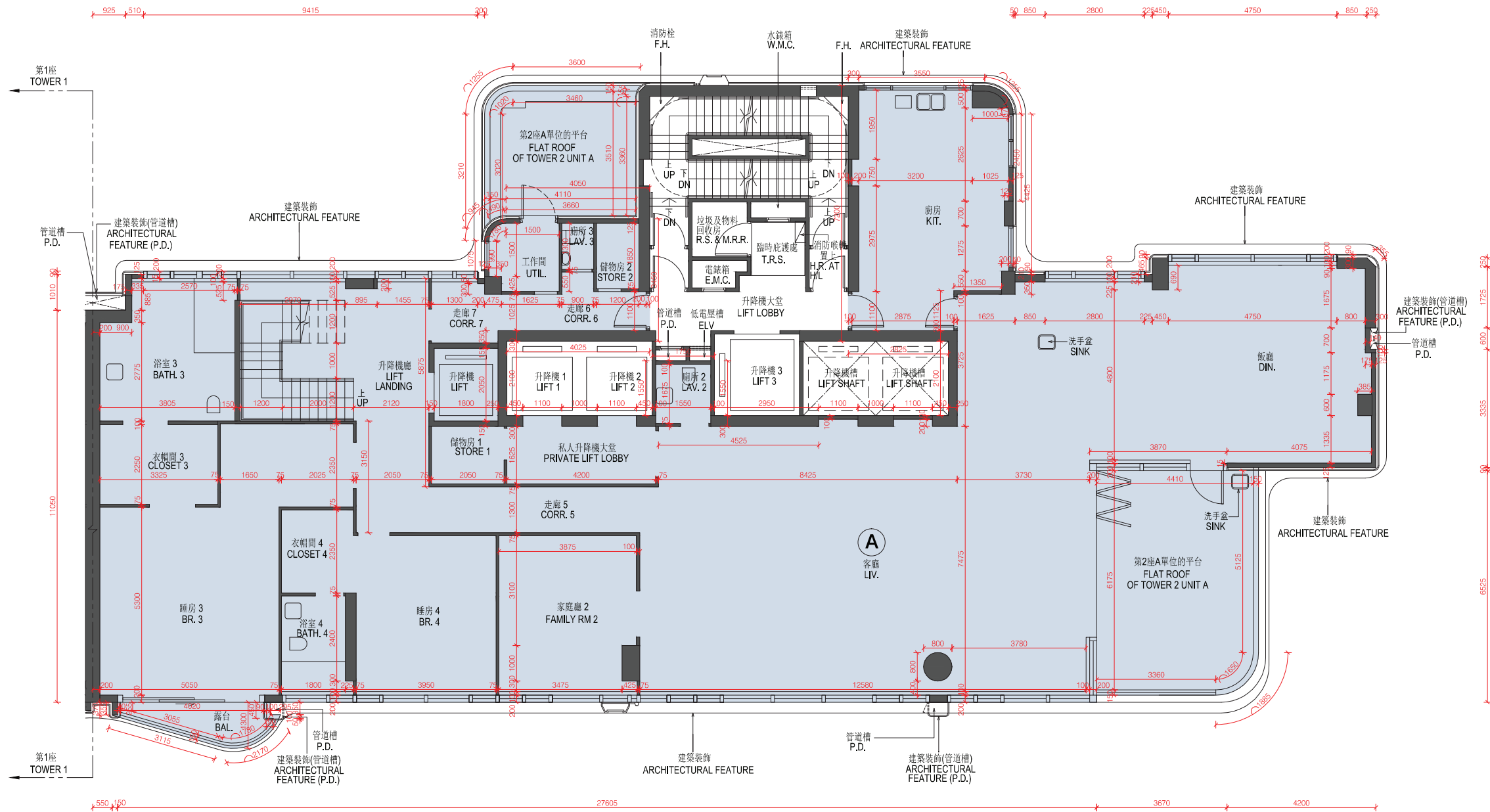
1. 有關樓面平面圖中顯示之附註，名詞及簡稱請參閱本售樓說明書第20-21頁。
2. 樓面平面圖所列之尺寸為以毫米標示之建築結構尺寸。

11 FLOOR PLANS OF RESIDENTIAL PROPERTIES IN THE DEVELOPMENT

發展項目的住宅物業的樓面平面圖

TOWER 2
第2座

29/F FLOOR PLAN
29樓樓面平面圖



11 FLOOR PLANS OF RESIDENTIAL PROPERTIES IN THE DEVELOPMENT

發展項目的住宅物業的樓面平面圖

TOWER 2 第2座	Floor 樓層	Unit A A單位
The thickness of the floor slabs (excluding plaster) of each residential property (mm) 每個住宅物業的樓板(不包括灰泥)的厚度(毫米)	29/F 29樓	150, 200, 225, 300, 400, 600
The floor-to-floor height of each residential property (mm) 每個住宅物業的層與層之間的高度(毫米)		3100, 3450, 3500, 3600, 3750, 3800, 3850, 3900

The internal areas of the residential properties on the upper floors will generally be slightly larger than those on the lower floors because of the reducing thickness of the structural walls on the upper floors. (Not applicable)

因住宅物業的較高樓層的結構牆的厚度遞減，較高樓層的內部面積，一般比較低樓層的內部面積稍大。(不適用)

Notes:

1. Please refer to Pages 20-21 of this sales brochure for remarks, legend of the terms and abbreviations shown in this floor plan.
2. The dimensions on the floor plans are all structural dimensions in millimeter.

備註：

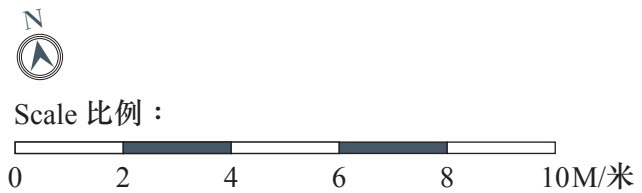
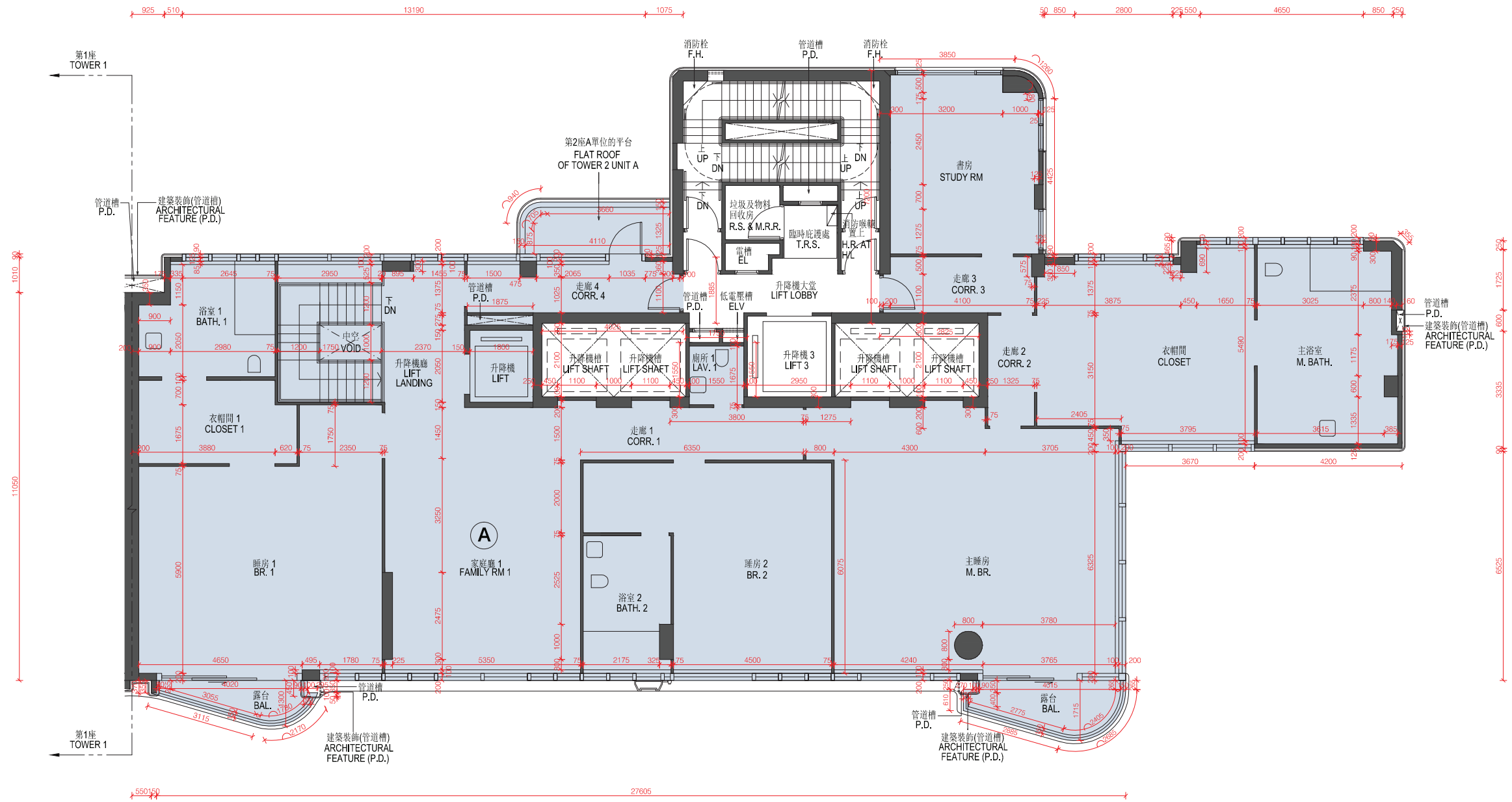
1. 有關樓面平面圖中顯示之附註，名詞及簡稱請參閱本售樓說明書第20-21頁。
2. 樓面平面圖所列之尺寸為以毫米標示之建築結構尺寸。

11 FLOOR PLANS OF RESIDENTIAL PROPERTIES IN THE DEVELOPMENT

發展項目的住宅物業的樓面平面圖

TOWER 2
第2座

30/F FLOOR PLAN
30樓樓面平面圖



11 FLOOR PLANS OF RESIDENTIAL PROPERTIES IN THE DEVELOPMENT

發展項目的住宅物業的樓面平面圖

TOWER 2 第2座	Floor 樓層	Unit A A單位
The thickness of the floor slabs (excluding plaster) of each residential property (mm) 每個住宅物業的樓板(不包括灰泥)的厚度(毫米)	30/F 30樓	150, 200, 225, 250, 275, 400, 600
The floor-to-floor height of each residential property (mm) 每個住宅物業的層與層之間的高度(毫米)		3150, 3500

The internal areas of the residential properties on the upper floors will generally be slightly larger than those on the lower floors because of the reducing thickness of the structural walls on the upper floors. (Not applicable)

因住宅物業的較高樓層的結構牆的厚度遞減，較高樓層的內部面積，一般比較低樓層的內部面積稍大。(不適用)

Notes:

1. Please refer to Pages 20-21 of this sales brochure for remarks, legend of the terms and abbreviations shown in this floor plan.
2. The dimensions on the floor plans are all structural dimensions in millimeter.

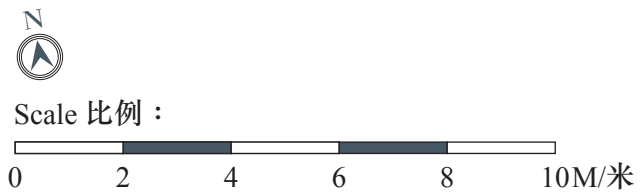
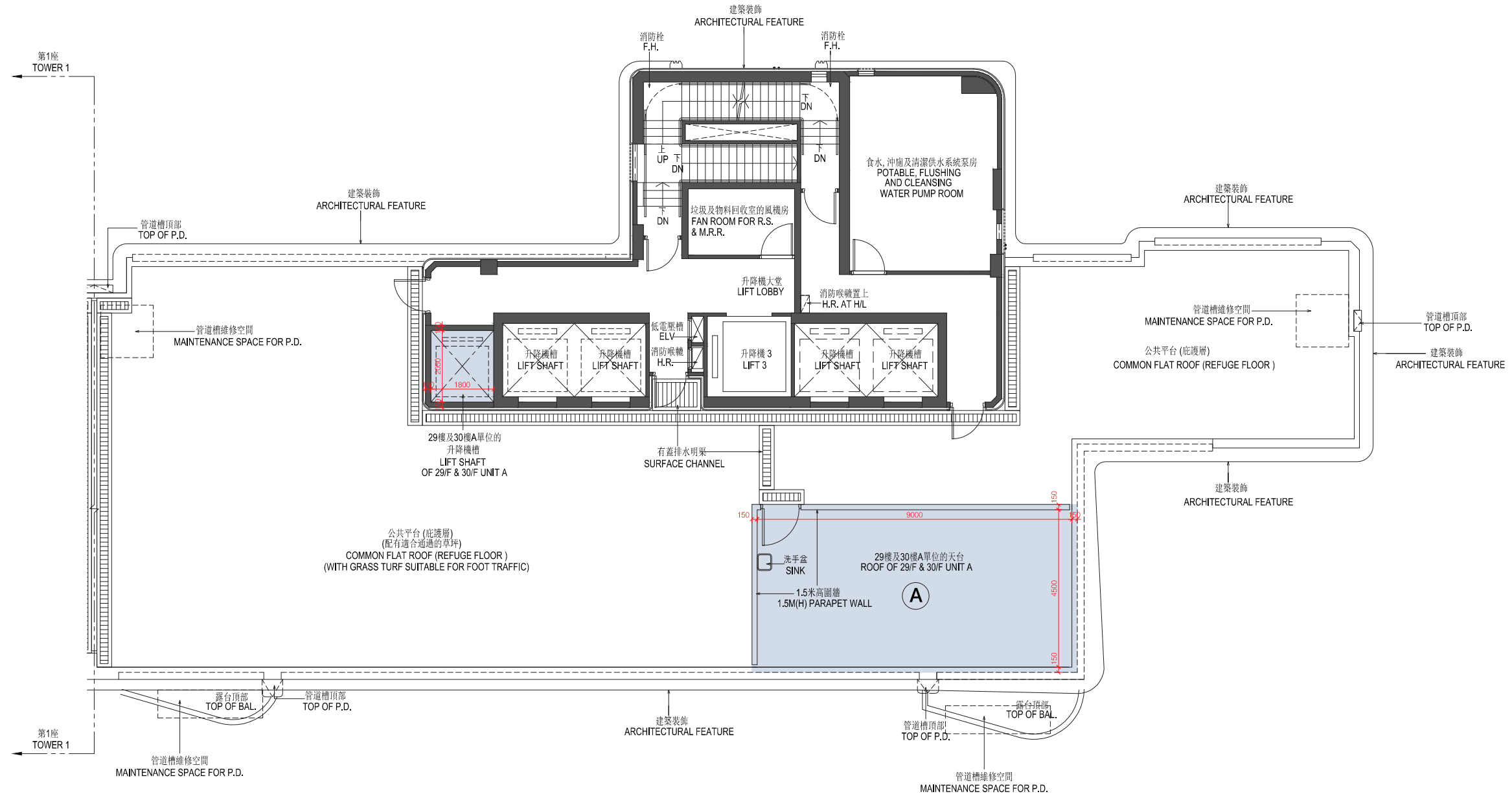
備註：

1. 有關樓面平面圖中顯示之附註，名詞及簡稱請參閱本售樓說明書第20-21頁。
2. 樓面平面圖所列之尺寸為以毫米標示之建築結構尺寸。

11 FLOOR PLANS OF RESIDENTIAL PROPERTIES IN THE DEVELOPMENT

發展項目的住宅物業的樓面平面圖

TOWER 2 ROOF FLOOR PLAN
第2座 天台樓面平面圖



11 FLOOR PLANS OF RESIDENTIAL PROPERTIES IN THE DEVELOPMENT

發展項目的住宅物業的樓面平面圖

TOWER 2 第2座	Floor 樓層	Unit A A單位
The thickness of the floor slabs (excluding plaster) of each residential property (mm) 每個住宅物業的樓板(不包括灰泥)的厚度(毫米)	Roof 天台	Not Applicable 不適用
The floor-to-floor height of each residential property (mm) 每個住宅物業的層與層之間的高度(毫米)		Not Applicable 不適用

The internal areas of the residential properties on the upper floors will generally be slightly larger than those on the lower floors because of the reducing thickness of the structural walls on the upper floors. (Not applicable)

因住宅物業的較高樓層的結構牆的厚度遞減，較高樓層的內部面積，一般比較低樓層的內部面積稍大。(不適用)

Notes:

1. Please refer to Pages 20-21 of this sales brochure for remarks, legend of the terms and abbreviations shown in this floor plan.
2. The dimensions on the floor plans are all structural dimensions in millimeter.

備註：

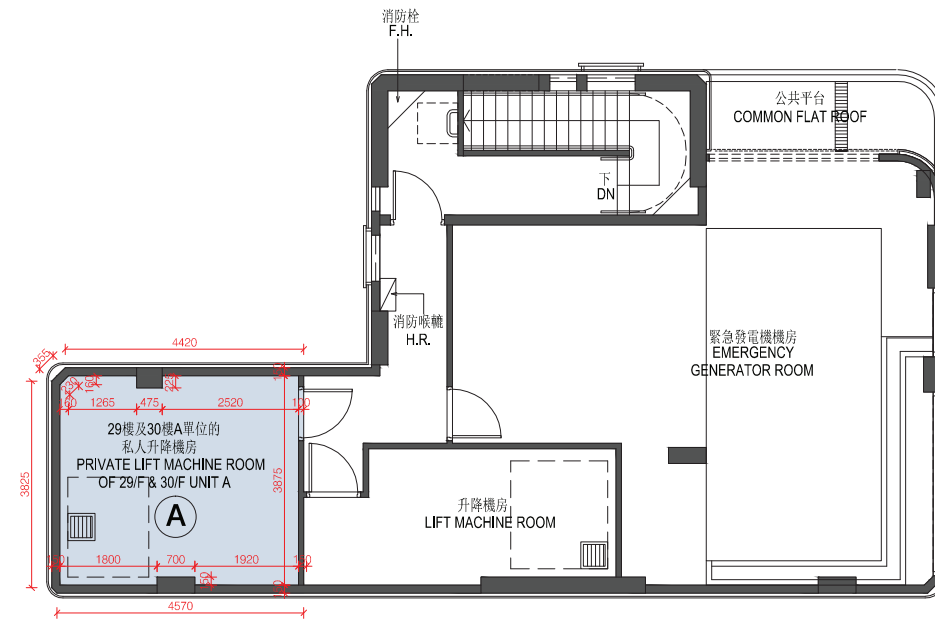
1. 有關樓面平面圖中顯示之附註，名詞及簡稱請參閱本售樓說明書第20-21頁。
2. 樓面平面圖所列之尺寸為以毫米標示之建築結構尺寸。

11 FLOOR PLANS OF RESIDENTIAL PROPERTIES IN THE DEVELOPMENT

發展項目的住宅物業的樓面平面圖

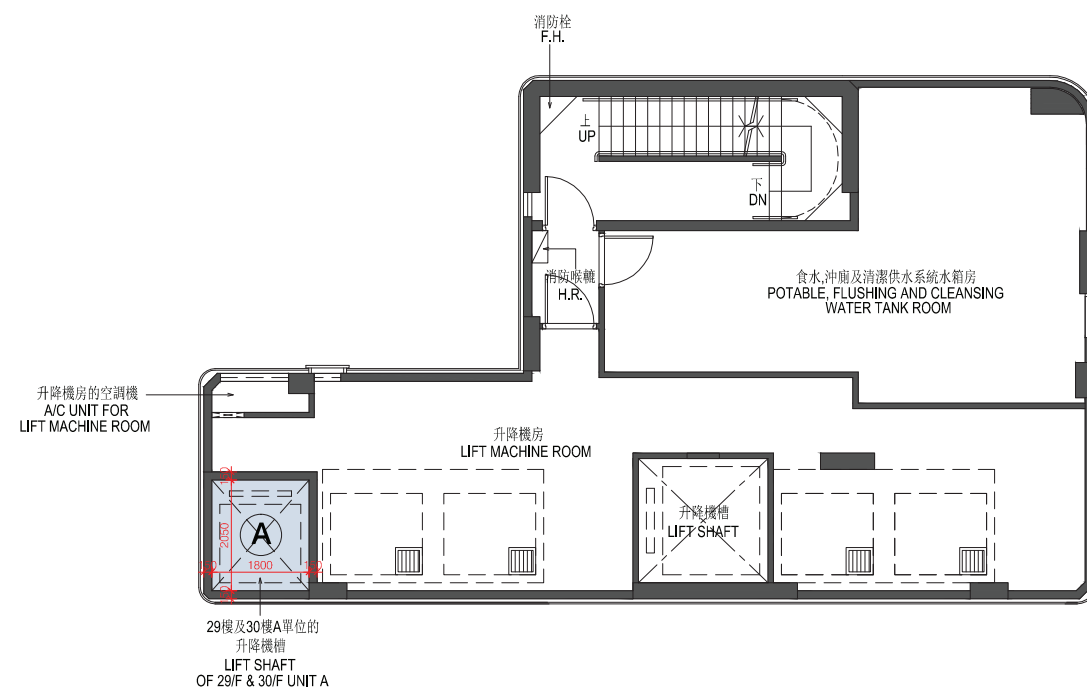
TOWER 2
第2座

UPPER ROOF FLOOR PLAN
上層天台平面圖

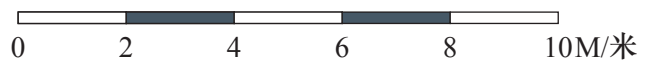


TOWER 2
第2座

LIFT MACHINE ROOM FLOOR PLAN
升降機房平面圖



Scale 比例 :



11 FLOOR PLANS OF RESIDENTIAL PROPERTIES IN THE DEVELOPMENT

發展項目的住宅物業的樓面平面圖

TOWER 2 第2座	Floor 樓層	Unit A A單位
The thickness of the floor slabs (excluding plaster) of each residential property (mm) 每個住宅物業的樓板(不包括灰泥)的厚度(毫米)	Upper Roof 上層天台	200, 250
The floor-to-floor height of each residential property (mm) 每個住宅物業的層與層之間的高度(毫米)		3650, 4050
The thickness of the floor slabs (excluding plaster) of each residential property (mm) 每個住宅物業的樓板(不包括灰泥)的厚度(毫米)	Lift Machine Room 升降機房	Not Applicable 不適用
The floor-to-floor height of each residential property (mm) 每個住宅物業的層與層之間的高度(毫米)		Not Applicable 不適用

The internal areas of the residential properties on the upper floors will generally be slightly larger than those on the lower floors because of the reducing thickness of the structural walls on the upper floors. (Not applicable)

因住宅物業的較高樓層的結構牆的厚度遞減，較高樓層的內部面積，一般比較低樓層的內部面積稍大。(不適用)

Notes:

1. Please refer to Pages 20-21 of this sales brochure for remarks, legend of the terms and abbreviations shown in this floor plan.
2. The dimensions on the floor plans are all structural dimensions in millimeter.

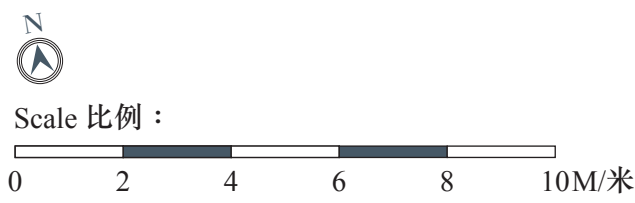
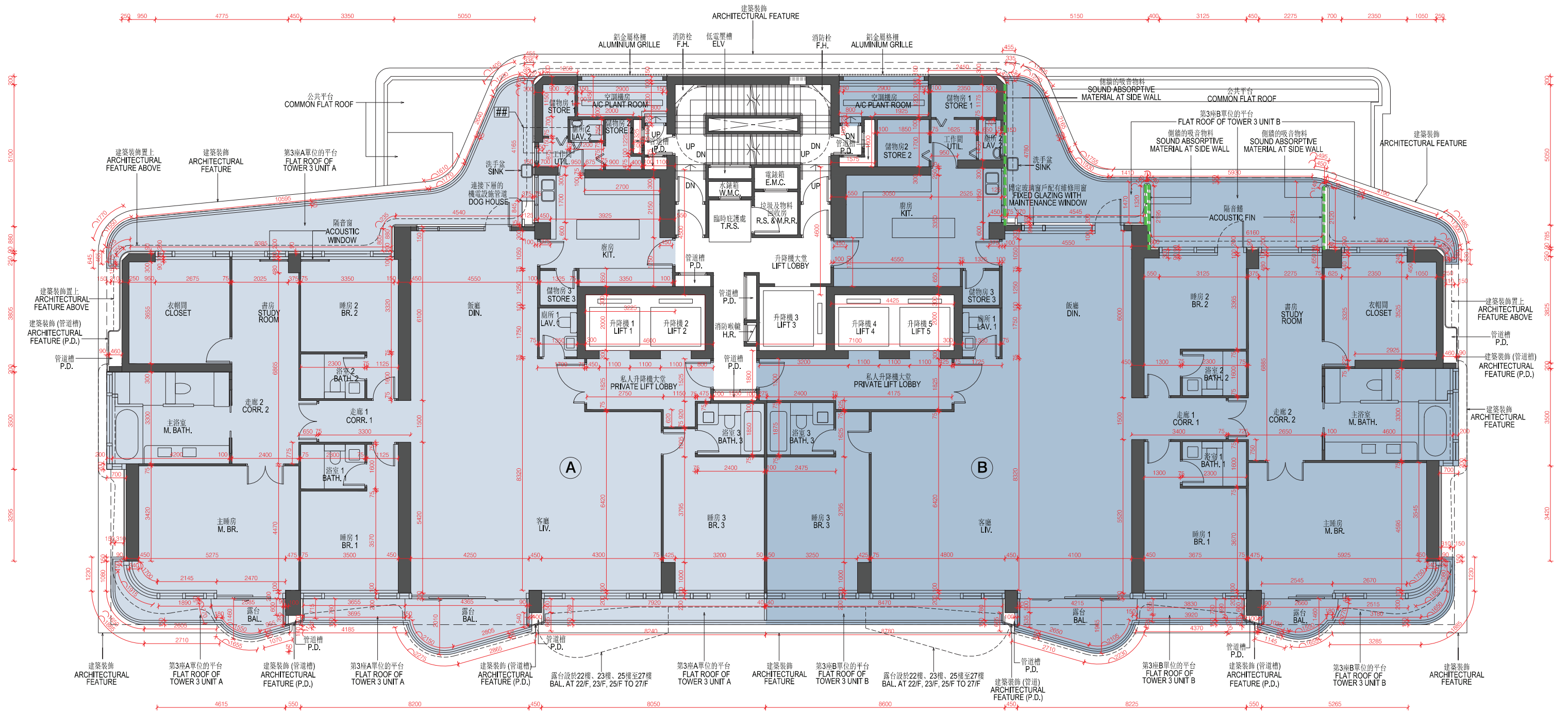
備註：

1. 有關樓面平面圖中顯示之附註，名詞及簡稱請參閱本售樓說明書第20-21頁。
2. 樓面平面圖所列之尺寸為以毫米標示之建築結構尺寸。

11 FLOOR PLANS OF RESIDENTIAL PROPERTIES IN THE DEVELOPMENT

發展項目的住宅物業的樓面平面圖

TOWER 3 1/F FLOOR PLAN
第3座 1樓樓面平面圖



11 FLOOR PLANS OF RESIDENTIAL PROPERTIES IN THE DEVELOPMENT

發展項目的住宅物業的樓面平面圖

TOWER 3 第3座	Floor 樓層	Unit 單位	
		A	B
The thickness of the floor slabs (excluding plaster) of each residential property (mm) 每個住宅物業的樓板(不包括灰泥)的厚度(毫米)	1/F 1樓	150, 200, 225	150, 200, 225
The floor-to-floor height of each residential property (mm) 每個住宅物業的層與層之間的高度(毫米)		3500, 3900, 3925, 3950, 3975, 4025, 4075, 4300	3500, 3900, 3975, 4000, 4025, 4050, 4075, 4300

The internal areas of the residential properties on the upper floors will generally be slightly larger than those on the lower floors because of the reducing thickness of the structural walls on the upper floors. (Not applicable)

因住宅物業的較高樓層的結構牆的厚度遞減，較高樓層的內部面積，一般比較低樓層的內部面積稍大。(不適用)

Notes:

- Please refer to Pages 20-21 of this sales brochure for remarks, legend of the terms and abbreviations shown in this floor plan.
- The dimensions on the floor plans are all structural dimensions in millimeter.
- The latest condition of the residential property marked with “##” are set out on pages 71A to 71B of this sales brochure.

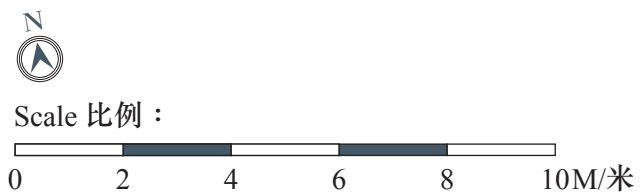
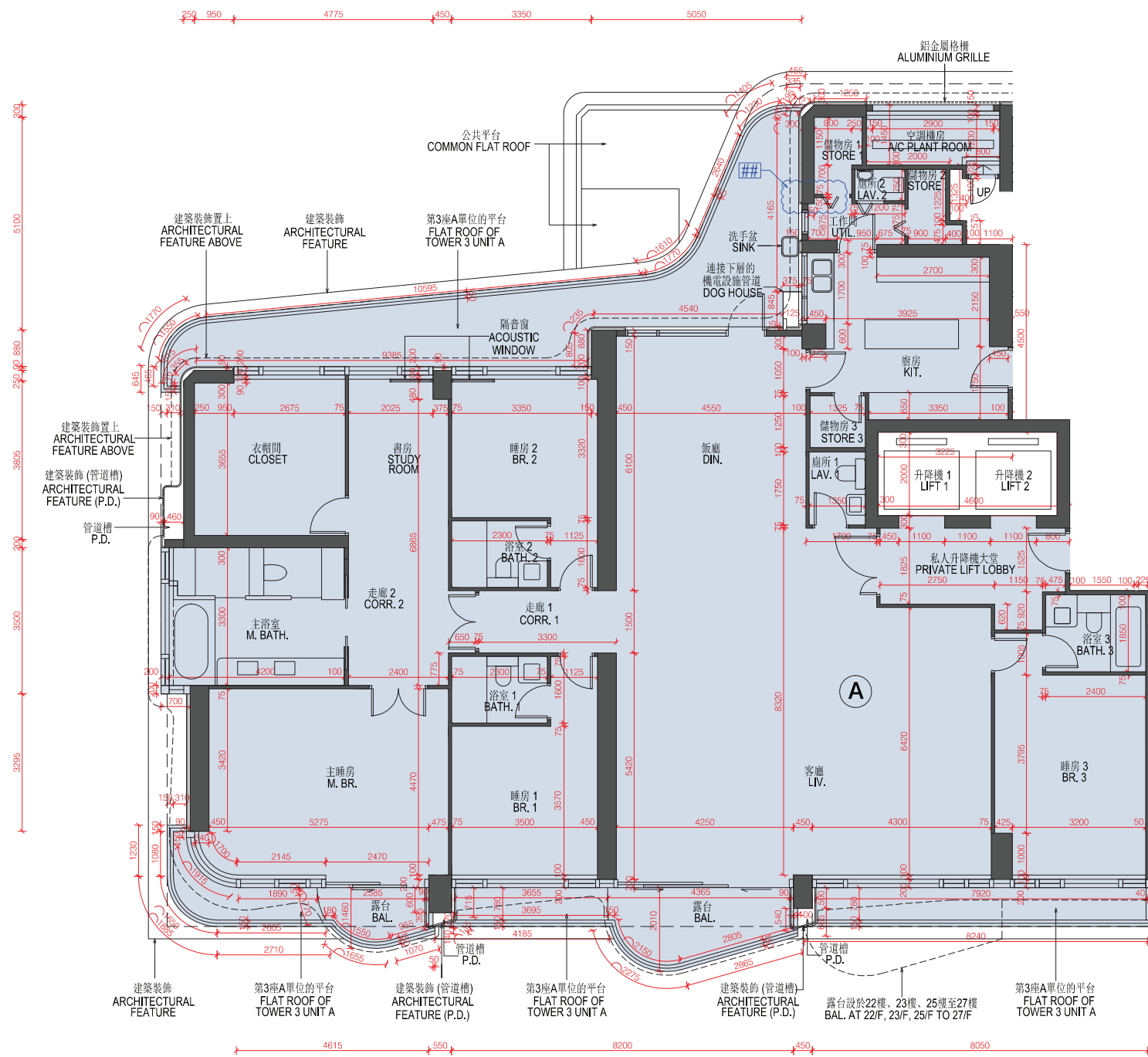
備註：

- 有關樓面平面圖中顯示之附註，名詞及簡稱請參閱本售樓說明書第20-21頁。
- 樓面平面圖所列之尺寸為以毫米標示之建築結構尺寸。
- 有關住宅物業以「##」標示的部分現狀的描述，請參閱本售樓說明書第71A-71B頁。

11 FLOOR PLANS OF RESIDENTIAL PROPERTIES IN THE DEVELOPMENT

發展項目的住宅物業的樓面平面圖

TOWER 3 第3座
UNIT A ON 1/F FLOOR PLAN SHOWING LATEST LAYOUT
1樓A單位現狀樓面平面圖



11 FLOOR PLANS OF RESIDENTIAL PROPERTIES IN THE DEVELOPMENT

發展項目的住宅物業的樓面平面圖

Note:

The manner in which the door for storeroom 1 is installed is amended. Prospective purchasers are advised to inspect the actual residential property for details of the door for storeroom 1.

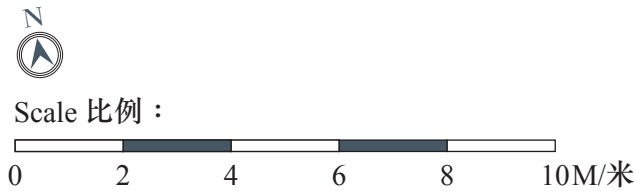
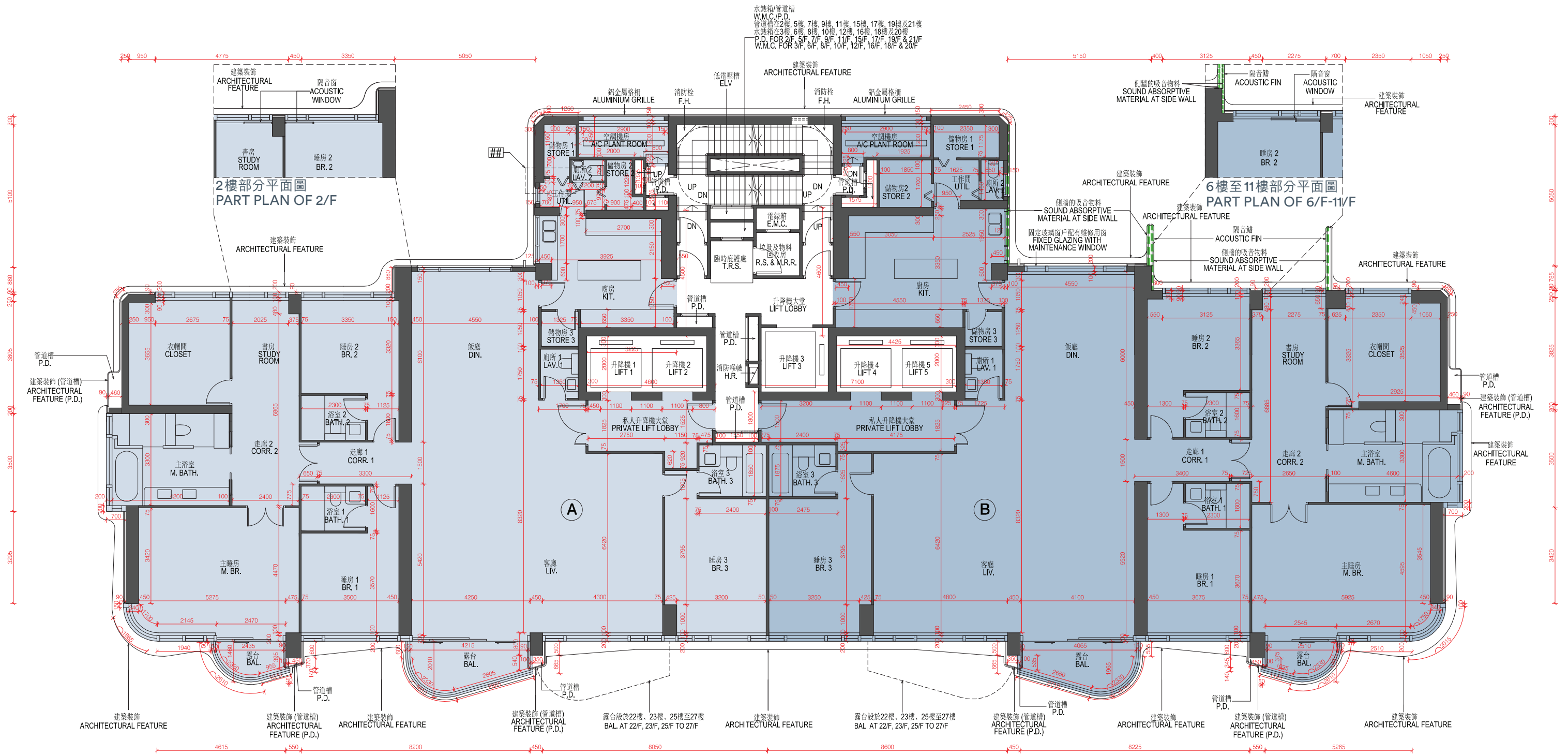
備註：

儲物房 1 門的安裝方式已更改。準買家應到住宅單位作實地考察，以了解有關儲物房 1 門的詳情。

11 FLOOR PLANS OF RESIDENTIAL PROPERTIES IN THE DEVELOPMENT

發展項目的住宅物業的樓面平面圖

TOWER 3 2/F-3/F, 5/F-12/F, 15/F-21/F FLOOR PLAN
第3座 2樓至3樓、5樓至12樓、15樓至21樓樓面平面圖



11 FLOOR PLANS OF RESIDENTIAL PROPERTIES IN THE DEVELOPMENT

發展項目的住宅物業的樓面平面圖

TOWER 3 第3座	Floor 樓層	Unit 單位	
		A	B
The thickness of the floor slabs (excluding plaster) of each residential property (mm) 每個住宅物業的樓板(不包括灰泥)的厚度(毫米)	2/F-3/F, 5/F-12/F, 15/F-21/F 2樓至3樓、 5樓至12樓、 15樓至21樓	150, 200, 225	150, 200, 225
The floor-to-floor height of each residential property (mm) 每個住宅物業的層與層之間的高度(毫米)		3500	3500

The internal areas of the residential properties on the upper floors will generally be slightly larger than those on the lower floors because of the reducing thickness of the structural walls on the upper floors. (Not applicable)

因住宅物業的較高樓層的結構牆的厚度遞減，較高樓層的內部面積，一般比較低樓層的內部面積稍大。(不適用)

Notes:

1. Please refer to Pages 20-21 of this sales brochure for remarks, legend of the terms and abbreviations shown in this floor plan.
2. The dimensions on the floor plans are all structural dimensions in millimeter.
3. The latest condition of the residential property marked with “##” are set out on pages 73A-73B of this sales brochure.

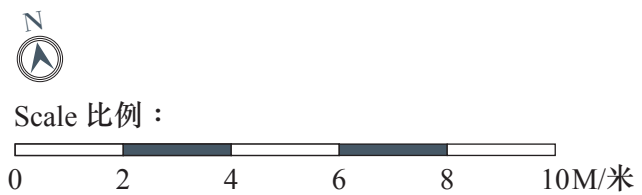
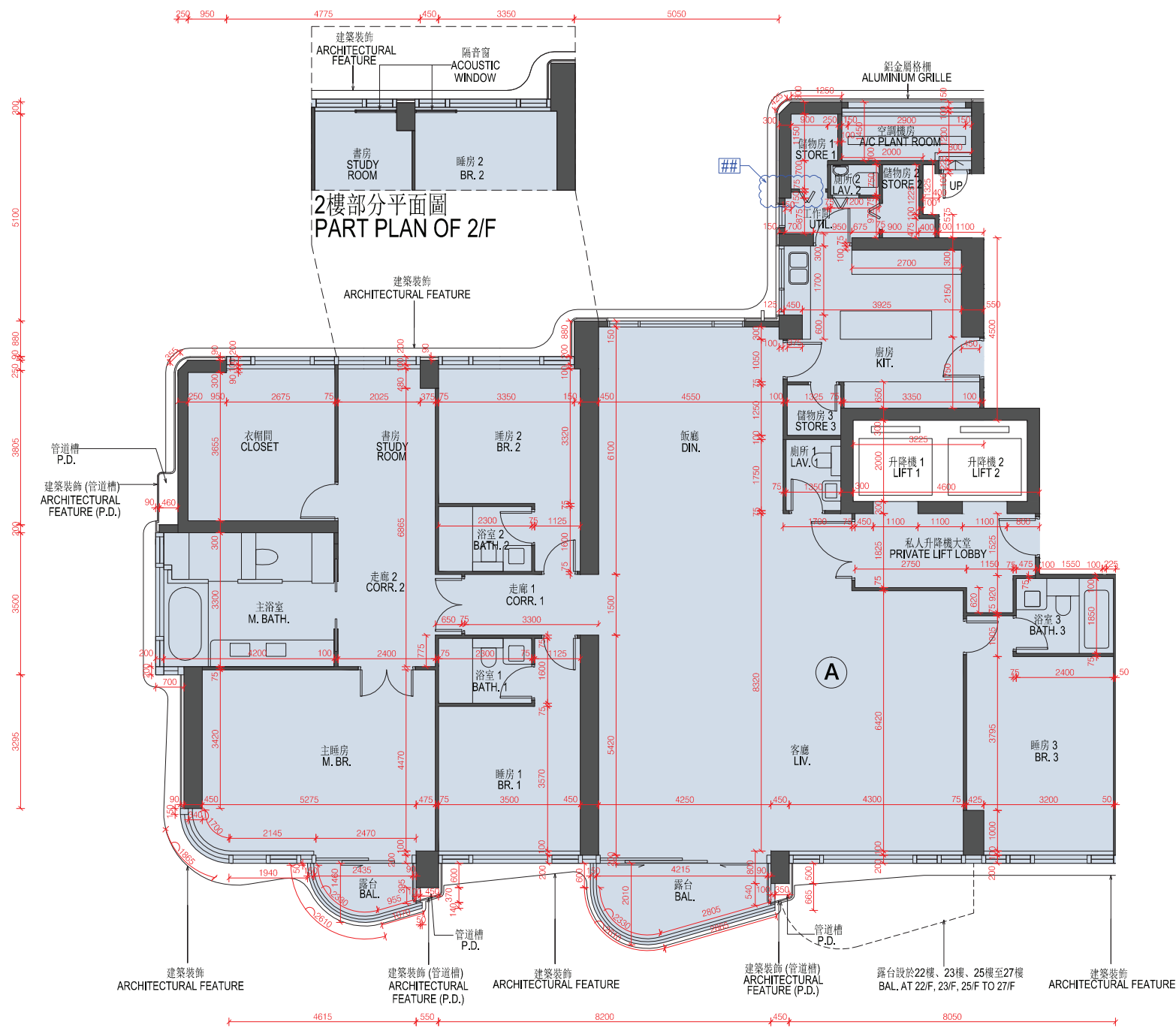
備註：

1. 有關樓面平面圖中顯示之附註，名詞及簡稱請參閱本售樓說明書第20-21頁。
2. 樓面平面圖所列之尺寸為以毫米標示之建築結構尺寸。
3. 有關住宅物業以「##」標示的部分現狀的描述，請參閱本售樓說明書第73A-73B頁。

11 FLOOR PLANS OF RESIDENTIAL PROPERTIES IN THE DEVELOPMENT

發展項目的住宅物業的樓面平面圖

TOWER 3 UNIT A ON 2/F-3/F, 5/F-8/F, 10/F-12/F, 15/F-21/F FLOOR PLAN SHOWING LATEST LAYOUT
 第3座 2樓至3樓、5樓至8樓、10樓至12樓、15樓至21樓A單位現狀樓面平面圖



11 FLOOR PLANS OF RESIDENTIAL PROPERTIES IN THE DEVELOPMENT

發展項目的住宅物業的樓面平面圖

Note:

The manner in which the door for storeroom 1 is installed is amended. Prospective purchasers are advised to inspect the actual residential property for details of the door for storeroom 1.

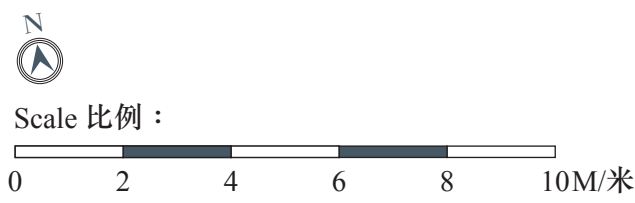
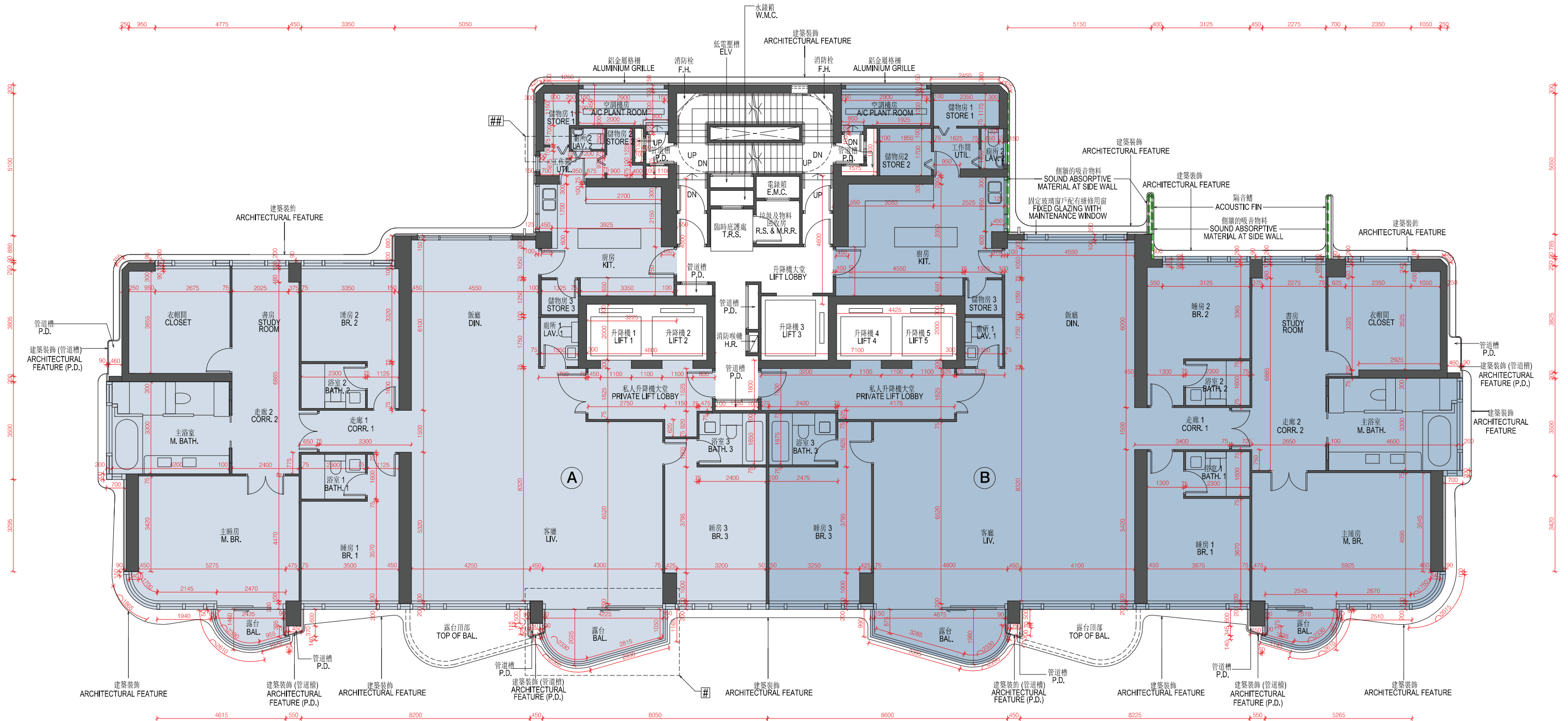
備註：

儲物房 1 門的安裝方式已更改。準買家應到住宅單位作實地考察，以了解有關儲物房 1 門的詳情。

11 FLOOR PLANS OF RESIDENTIAL PROPERTIES IN THE DEVELOPMENT

發展項目的住宅物業的樓面平面圖

TOWER 3 22/F FLOOR PLAN
第3座 22樓樓面平面圖



11 FLOOR PLANS OF RESIDENTIAL PROPERTIES IN THE DEVELOPMENT

發展項目的住宅物業的樓面平面圖

TOWER 3 第3座	Floor 樓層	Unit 單位	
		A	B
The thickness of the floor slabs (excluding plaster) of each residential property (mm) 每個住宅物業的樓板(不包括灰泥)的厚度(毫米)	22/F 22樓	150, 200, 225	150, 200, 225
The floor-to-floor height of each residential property (mm) 每個住宅物業的層與層之間的高度(毫米)		3500	3500

The internal areas of the residential properties on the upper floors will generally be slightly larger than those on the lower floors because of the reducing thickness of the structural walls on the upper floors. (Not applicable)

因住宅物業的較高樓層的結構牆的厚度遞減，較高樓層的內部面積，一般比較低樓層的內部面積稍大。(不適用)

Notes:

1. Please refer to Pages 20-21 of this sales brochure for remarks, legend of the terms and abbreviations shown in this floor plan.
2. The dimensions on the floor plans are all structural dimensions in millimeter.
3. The latest condition of the residential property marked with “#” and “##” are set out on pages 75A to 75B of this sales brochure.

備註：

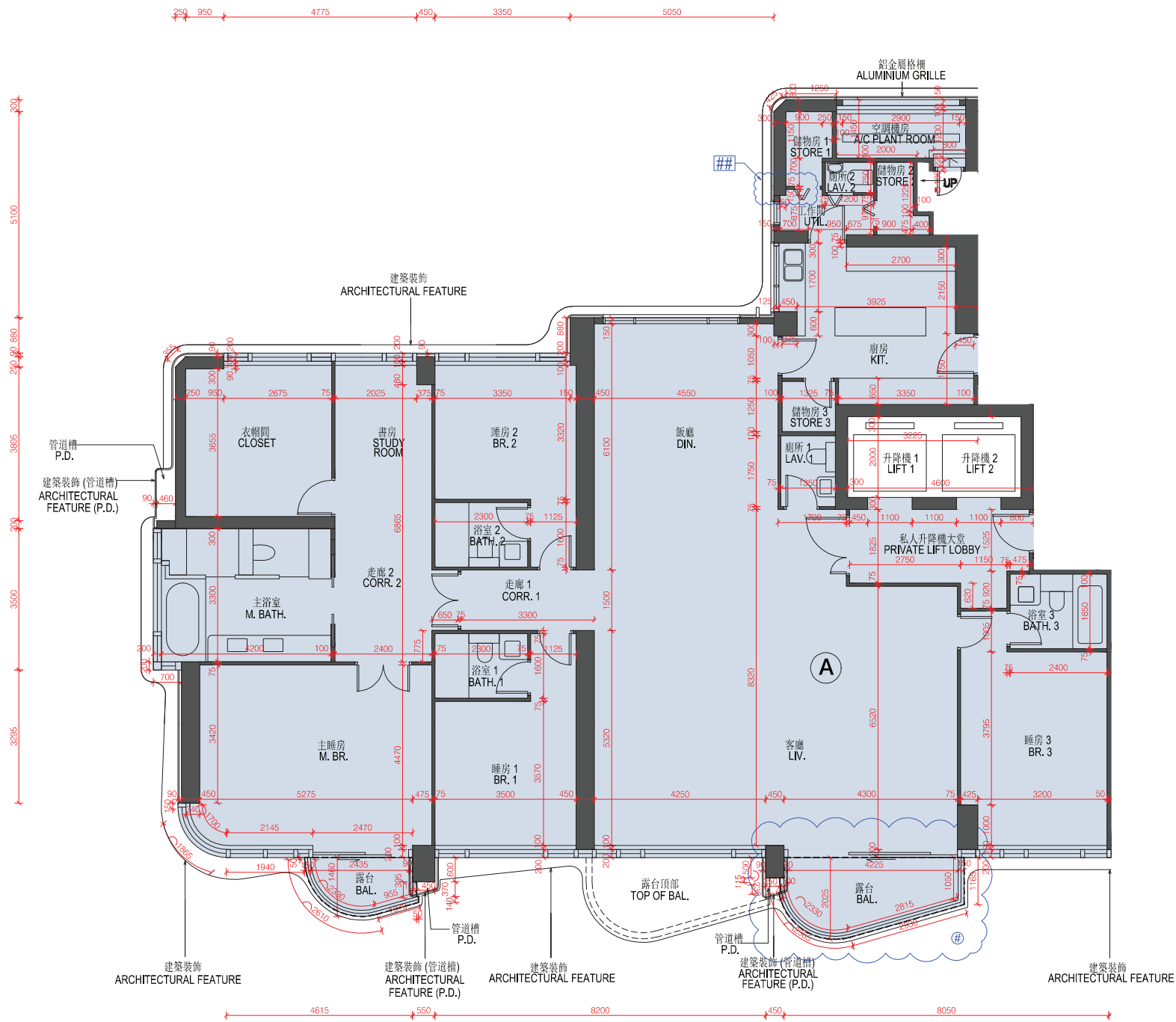
1. 有關樓面平面圖中顯示之附註，名詞及簡稱請參閱本售樓說明書第20-21頁。
2. 樓面平面圖所列之尺寸為以毫米標示之建築結構尺寸。
3. 有關住宅物業以「#」及「##」標示的部分現狀的描述，請參閱本售樓說明書第75A-75B頁。

11 FLOOR PLANS OF RESIDENTIAL PROPERTIES IN THE DEVELOPMENT

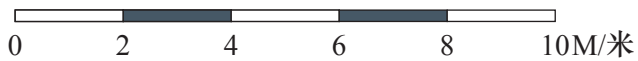
發展項目的住宅物業的樓面平面圖

TOWER 3
第3座

UNIT A ON 22/F FLOOR PLAN SHOWING LATEST LAYOUT
22樓A單位現狀樓面平面圖



Scale 比例 :



11 FLOOR PLANS OF RESIDENTIAL PROPERTIES IN THE DEVELOPMENT

發展項目的住宅物業的樓面平面圖

Notes:

- # The balcony door is a double sliding door. The manner in which the double sliding door is installed at the actual residential property shall prevail. Prospective purchasers are advised to inspect the actual residential property for details of the double sliding door.
- ## The manner in which the door for storeroom 1 is installed is amended. Prospective purchasers are advised to inspect the actual residential property for details of the door for storeroom 1.

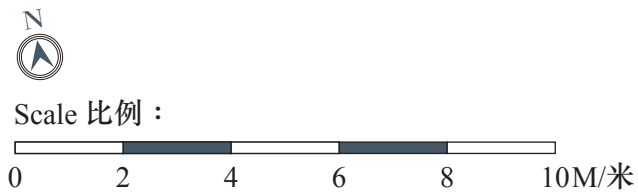
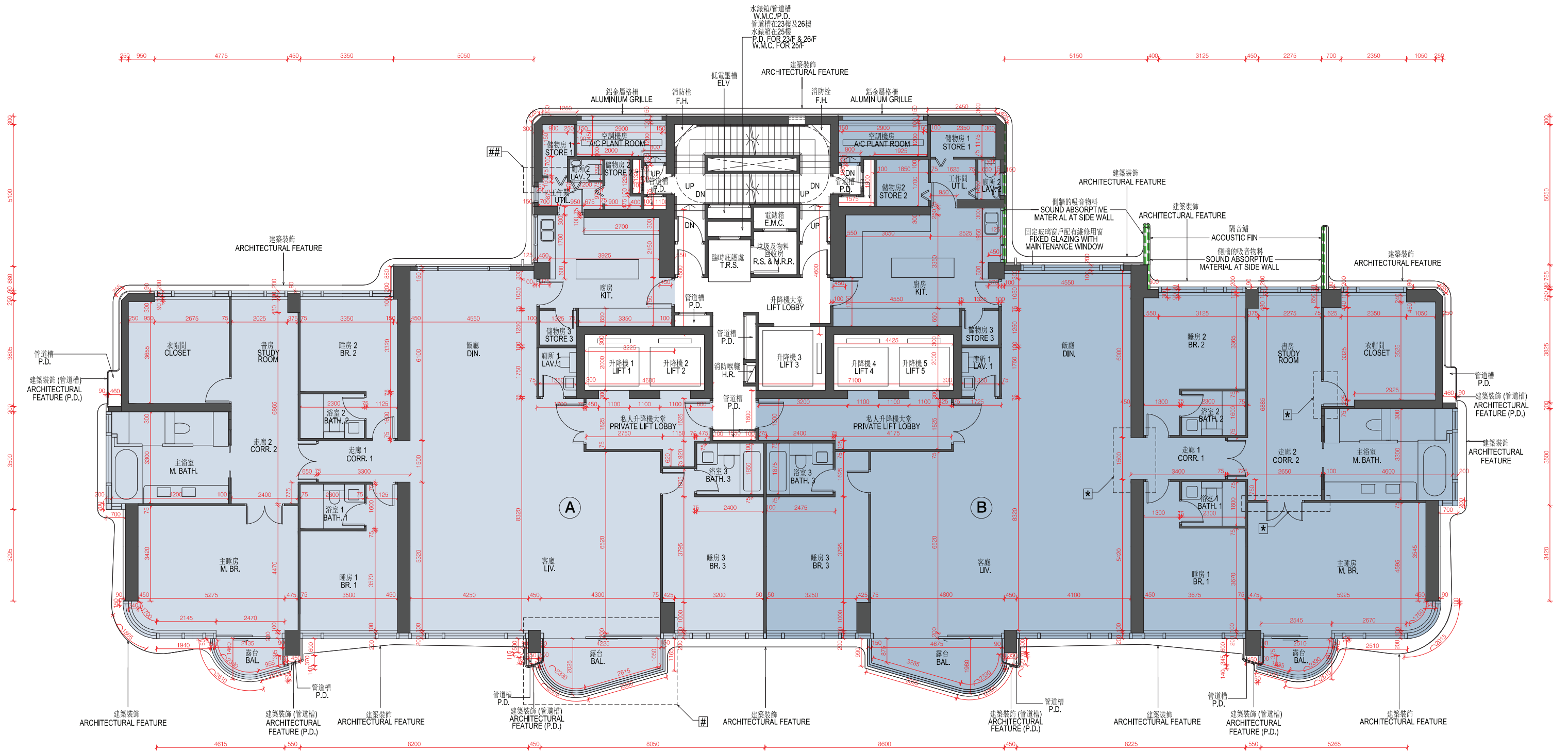
備註：

- # 露台門為一道雙趟門。雙趟門的安裝方式以住宅單位現場實際情況為準。準買家應到住宅單位作實地考察，以了解有關雙趟門的詳情。
- ## 儲物房 1 門的安裝方式已更改。準買家應到住宅單位作實地考察，以了解有關儲物房 1 門的詳情。

11 FLOOR PLANS OF RESIDENTIAL PROPERTIES IN THE DEVELOPMENT

發展項目的住宅物業的樓面平面圖

TOWER 3 23/F, 25/F-26/F FLOOR PLAN
第3座 23樓、25樓至26樓樓面平面圖



11 FLOOR PLANS OF RESIDENTIAL PROPERTIES IN THE DEVELOPMENT

發展項目的住宅物業的樓面平面圖

TOWER 3 第3座	Floor 樓層	Unit 單位	
		A	B
The thickness of the floor slabs (excluding plaster) of each residential property (mm) 每個住宅物業的樓板(不包括灰泥)的厚度(毫米)	23/F, 25/F-26/F 22樓至 23樓、25樓 至26樓	150, 200, 225	150, 200, 225
The floor-to-floor height of each residential property (mm) 每個住宅物業的層與層之間的高度(毫米)		3500	3500

The internal areas of the residential properties on the upper floors will generally be slightly larger than those on the lower floors because of the reducing thickness of the structural walls on the upper floors. (Not applicable)

因住宅物業的較高樓層的結構牆的厚度遞減，較高樓層的內部面積，一般比較低樓層的內部面積稍大。(不適用)

Notes:

- Please refer to Pages 20-21 of this sales brochure for remarks, legend of the terms and abbreviations shown in this floor plan.
- The dimensions on the floor plans are all structural dimensions in millimeter.
- Those parts of the residential property marked with “*” have been altered by way of minor works or exempted works under the Buildings Ordinance after completion of the development. The latest condition of the residential property and the descriptions of the alteration works are set out on pages 78 to 79 of this sales brochure.
- The latest condition of the residential property marked with “#” and “##” are set out on pages 77A to 77B of this sales brochure.

備註：

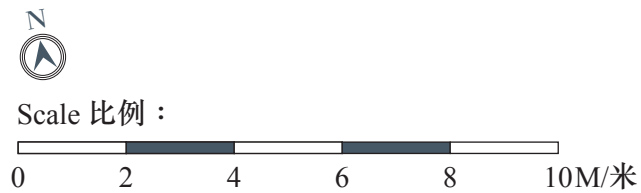
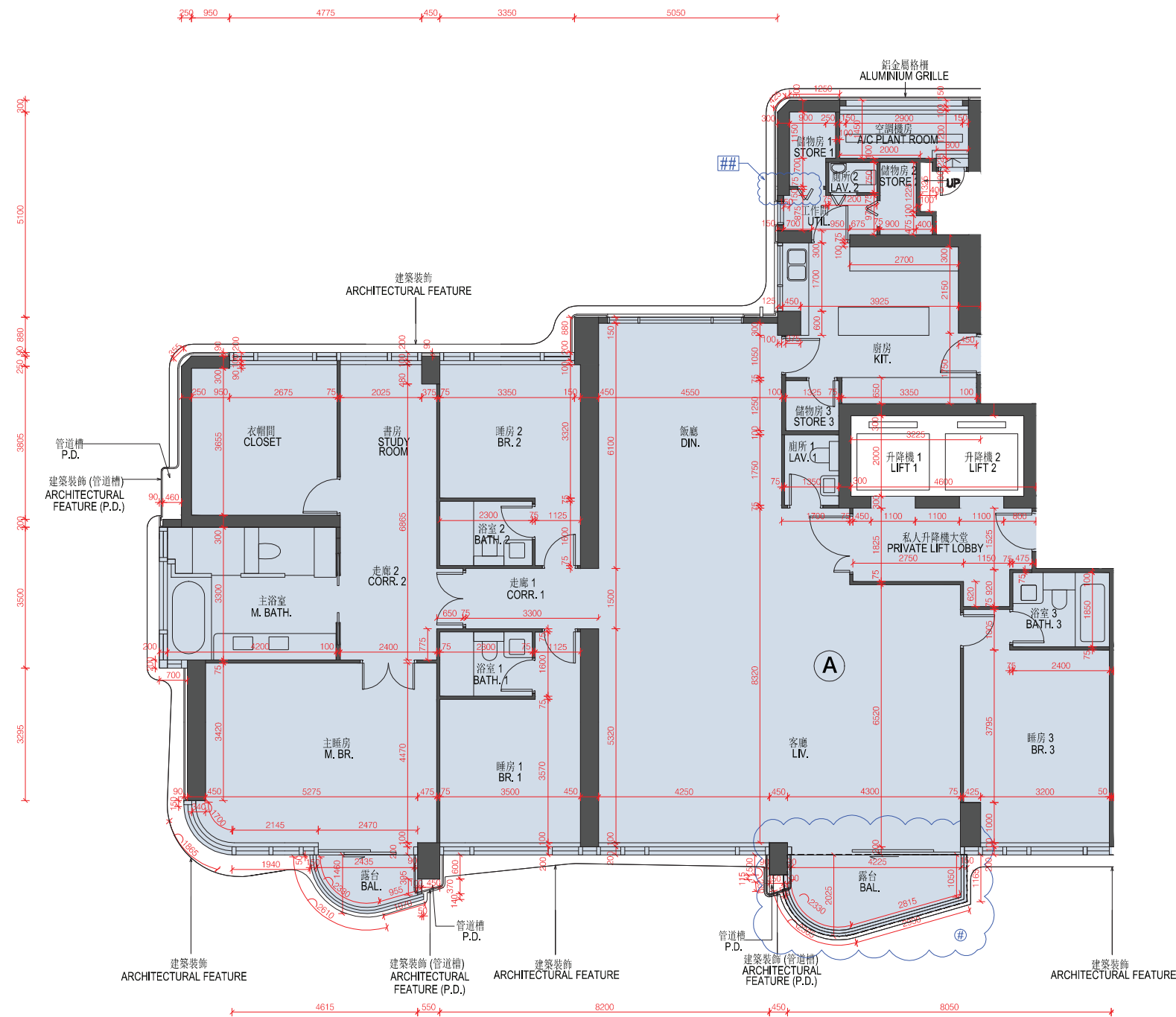
- 有關樓面平面圖中顯示之附註，名詞及簡稱請參閱本售樓說明書第20-21頁。
- 樓面平面圖所列之尺寸為以毫米標示之建築結構尺寸。
- 住宅物業以「*」標示的部分因在發展項目落成後進行小型工程或獲《建築物條例》豁免的工程而有所改動。有關住宅物業的現狀及改動的描述，請參閱本售樓說明書第78-79頁。
- 有關住宅物業以「#」及「##」標示的部分現狀的描述，請參閱本售樓說明書第77A-77B頁。

11 FLOOR PLANS OF RESIDENTIAL PROPERTIES IN THE DEVELOPMENT

發展項目的住宅物業的樓面平面圖

TOWER 3
第3座

UNIT A ON 23/F, 25/F-26/F FLOOR PLAN SHOWING LATEST LAYOUT
23樓、25樓至26樓A單位現狀樓面平面圖



11 FLOOR PLANS OF RESIDENTIAL PROPERTIES IN THE DEVELOPMENT

發展項目的住宅物業的樓面平面圖

Notes:

- # The balcony door is a double sliding door. The manner in which the double sliding door is installed at the actual residential property shall prevail. Prospective purchasers are advised to inspect the actual residential property for details of the double sliding door.
- ## The manner in which the door for storeroom 1 is installed is amended. Prospective purchasers are advised to inspect the actual residential property for details of the door for storeroom 1.

備註：

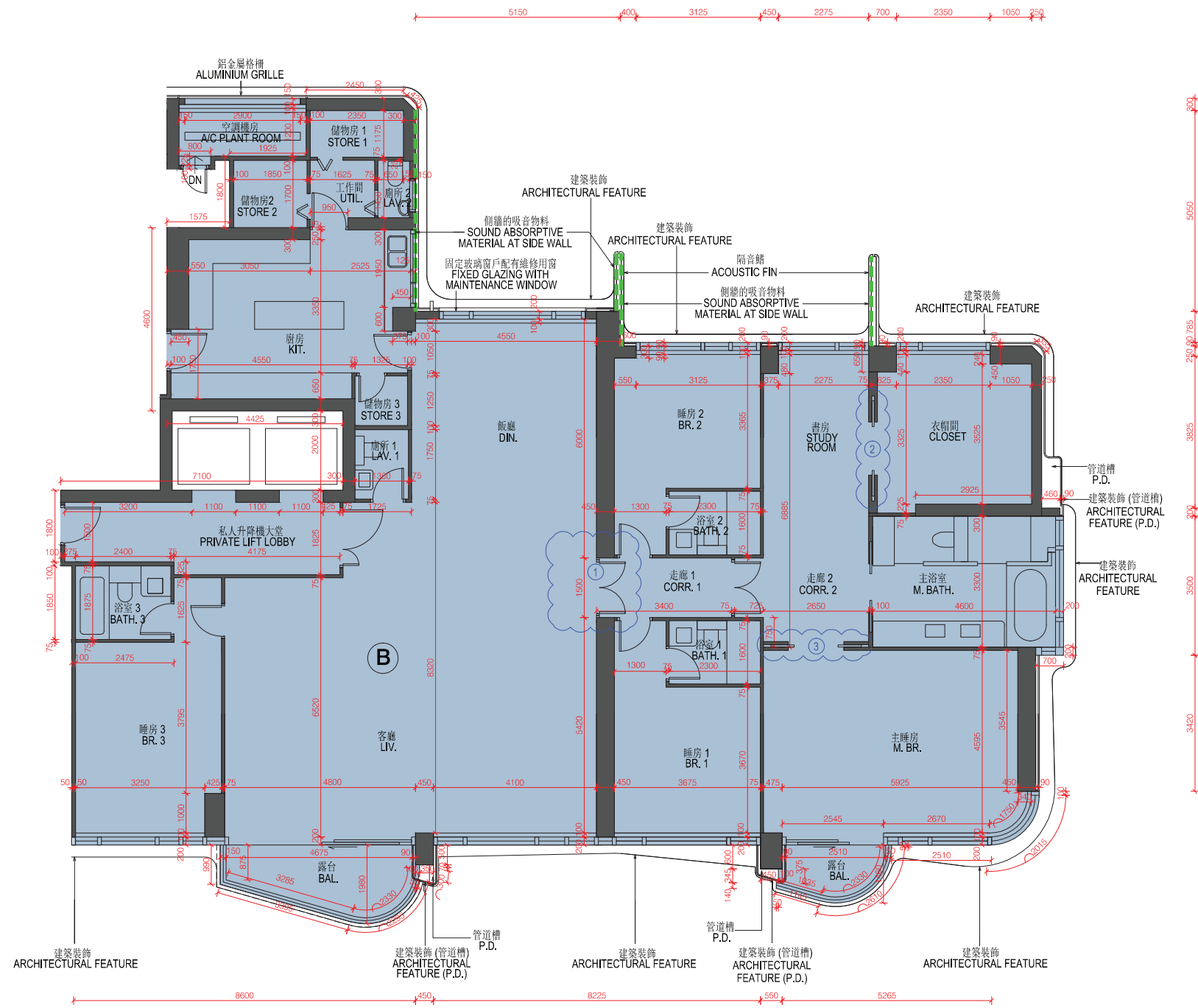
- # 露台門為一道雙趟門。雙趟門的安裝方式以住宅單位現場實際情況為準。準買家應到住宅單位作實地考察，以了解有關雙趟門的詳情。
- ## 儲物房 1 門的安裝方式已更改。準買家應到住宅單位作實地考察，以了解有關儲物房 1 門的詳情。

11 FLOOR PLANS OF RESIDENTIAL PROPERTIES IN THE DEVELOPMENT

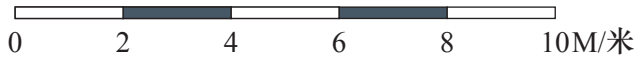
發展項目的住宅物業的樓面平面圖

TOWER 3
第3座

UNIT B ON 25/F FLOOR PLAN SHOWING LATEST LAYOUT
25樓B單位現狀樓面平面圖



Scale 比例 :



11 FLOOR PLANS OF RESIDENTIAL PROPERTIES IN THE DEVELOPMENT

發展項目的住宅物業的樓面平面圖

Minor works or exempted works under the Buildings Ordinance made in Unit B on 25/F of Tower 3:

1. Double swing door has been installed between corridor 1 and living room.
2. Partition wall between closet and study room has been modified and original swing door has been replaced by double sliding door.
3. Partition wall between corridor 2 and master bedroom has been modified and original double swing door has been replaced by double sliding door.

Note:

1. Please refer to page 78 of the sales brochure in studying items 1-3 minor works or exempted works under the Building Ordinance made in this unit as indicated with blue wavy line ().

第3座25樓B單位之已完成的小型工程或獲《建築物條例》豁免的工程：

1. 走廊1與客廳之間安裝雙掩門。
2. 修改衣帽間與書房之間原有間牆，原有掩門以雙趟門取代。
3. 修改走廊2與主睡房之間原有間牆，原有雙掩門以雙趟門取代。

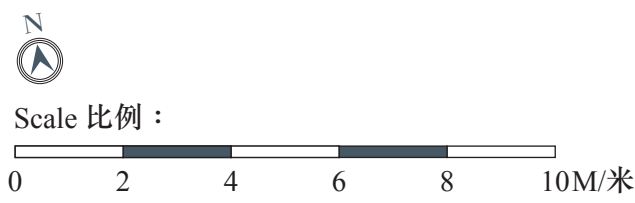
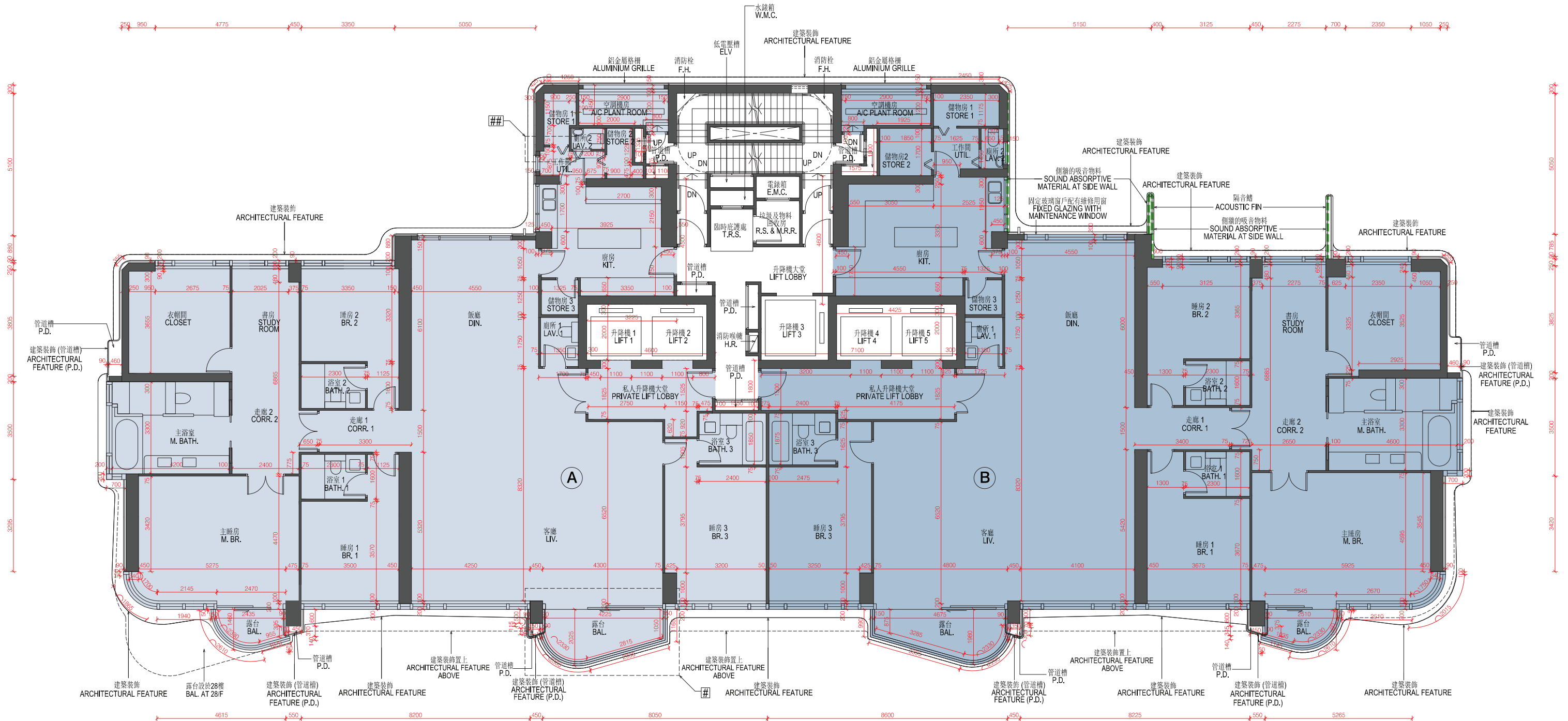
備註：

1. 請參閱本售樓說明書第78頁以協助閱讀本單位以藍色曲線()顯示之有關第1-3項已完成的小型工程或獲《建築物條例》豁免的工程。

11 FLOOR PLANS OF RESIDENTIAL PROPERTIES IN THE DEVELOPMENT

發展項目的住宅物業的樓面平面圖

TOWER 3 27/F FLOOR PLAN
第3座 27樓樓面平面圖



11 FLOOR PLANS OF RESIDENTIAL PROPERTIES IN THE DEVELOPMENT

發展項目的住宅物業的樓面平面圖

TOWER 3 第3座	Floor 樓層	Unit 單位	
		A	B
The thickness of the floor slabs (excluding plaster) of each residential property (mm) 每個住宅物業的樓板(不包括灰泥)的厚度(毫米)	27/F 27樓	150, 175, 200, 225, 300	150, 200, 225, 300
The floor-to-floor height of each residential property (mm) 每個住宅物業的層與層之間的高度(毫米)		3100, 3125, 3150, 3200, 3300, 3425, 3500, 3700, 3725, 3775, 3825, 3850, 3875, 3900	3100, 3150, 3200, 3300, 3325, 3350, 3400, 3425, 3450, 3500, 3550, 3750, 3775, 3800, 3825, 3900

The internal areas of the residential properties on the upper floors will generally be slightly larger than those on the lower floors because of the reducing thickness of the structural walls on the upper floors. (Not applicable)

因住宅物業的較高樓層的結構牆的厚度遞減，較高樓層的內部面積，一般比較低樓層的內部面積稍大。(不適用)

Notes:

1. Please refer to Pages 20-21 of this sales brochure for remarks, legend of the terms and abbreviations shown in this floor plan.
2. The dimensions on the floor plans are all structural dimensions in millimeter.
3. The latest condition of the residential property marked with “#” and “##” are set out on pages 81A to 81B of this sales brochure

備註：

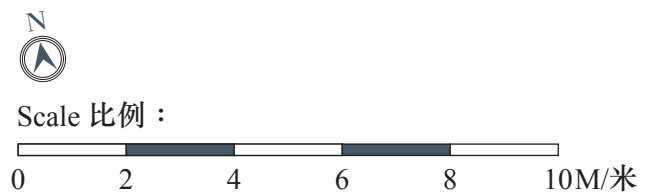
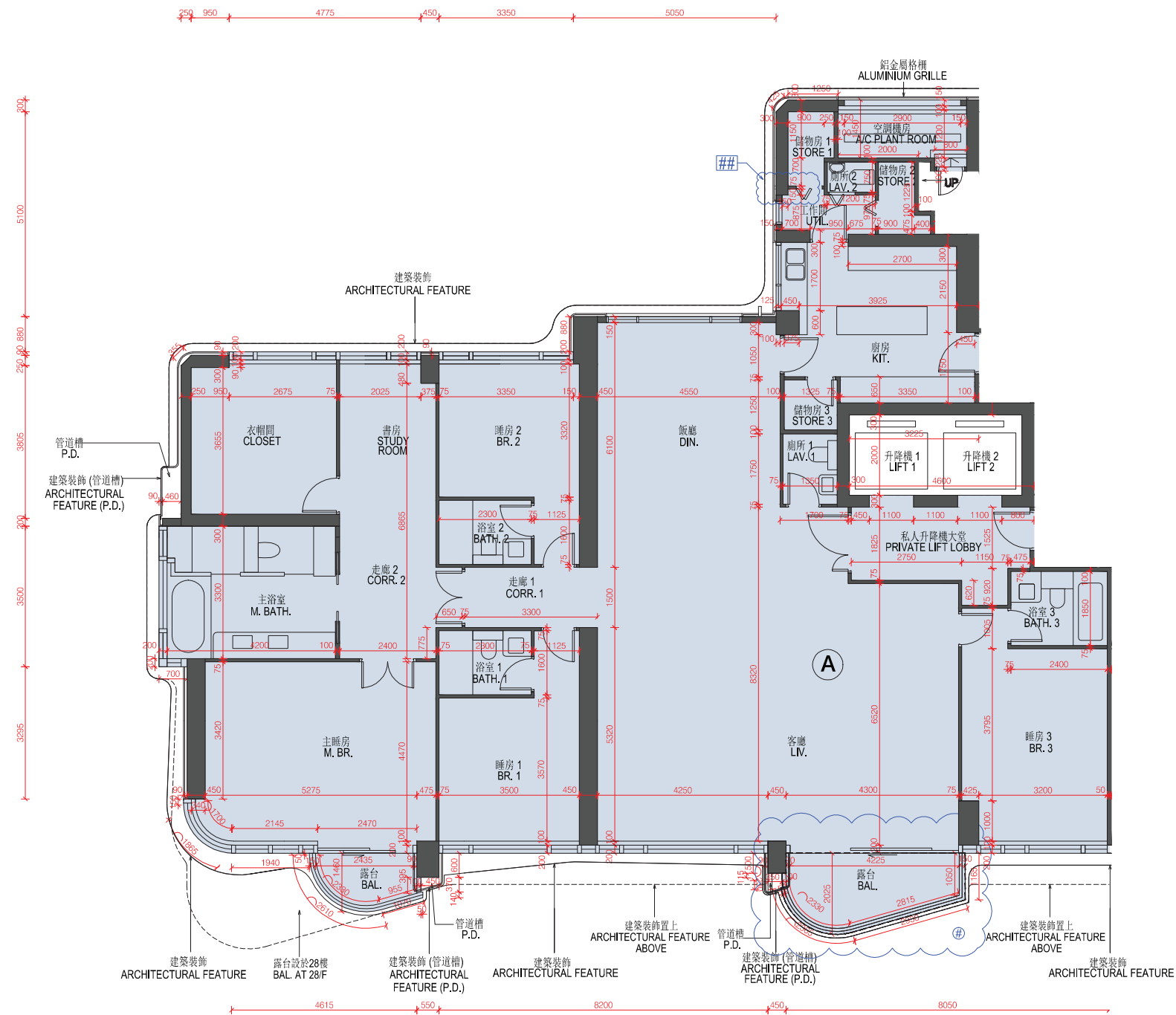
1. 有關樓面平面圖中顯示之附註，名詞及簡稱請參閱本售樓說明書第20-21頁。
2. 樓面平面圖所列之尺寸為以毫米標示之建築結構尺寸。
3. 有關住宅物業以「#」及「##」標示的部分現狀的描述，請參閱本售樓說明書第81A-81B頁。

11 FLOOR PLANS OF RESIDENTIAL PROPERTIES IN THE DEVELOPMENT

發展項目的住宅物業的樓面平面圖

TOWER 3
第3座

UNIT A ON 27/F FLOOR PLAN SHOWING LATEST LAYOUT
27樓A單位現狀樓面平面圖



11 FLOOR PLANS OF RESIDENTIAL PROPERTIES IN THE DEVELOPMENT

發展項目的住宅物業的樓面平面圖

Notes:

- # The balcony door is a double sliding door. The manner in which the double sliding door is installed at the actual residential property shall prevail. Prospective purchasers are advised to inspect the actual residential property for details of the double sliding door.
- ## The manner in which the door for storeroom 1 is installed is amended. Prospective purchasers are advised to inspect the actual residential property for details of the door for storeroom 1.

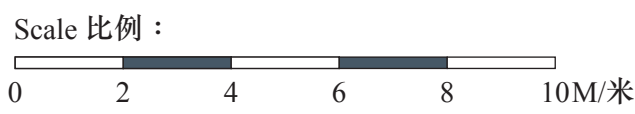
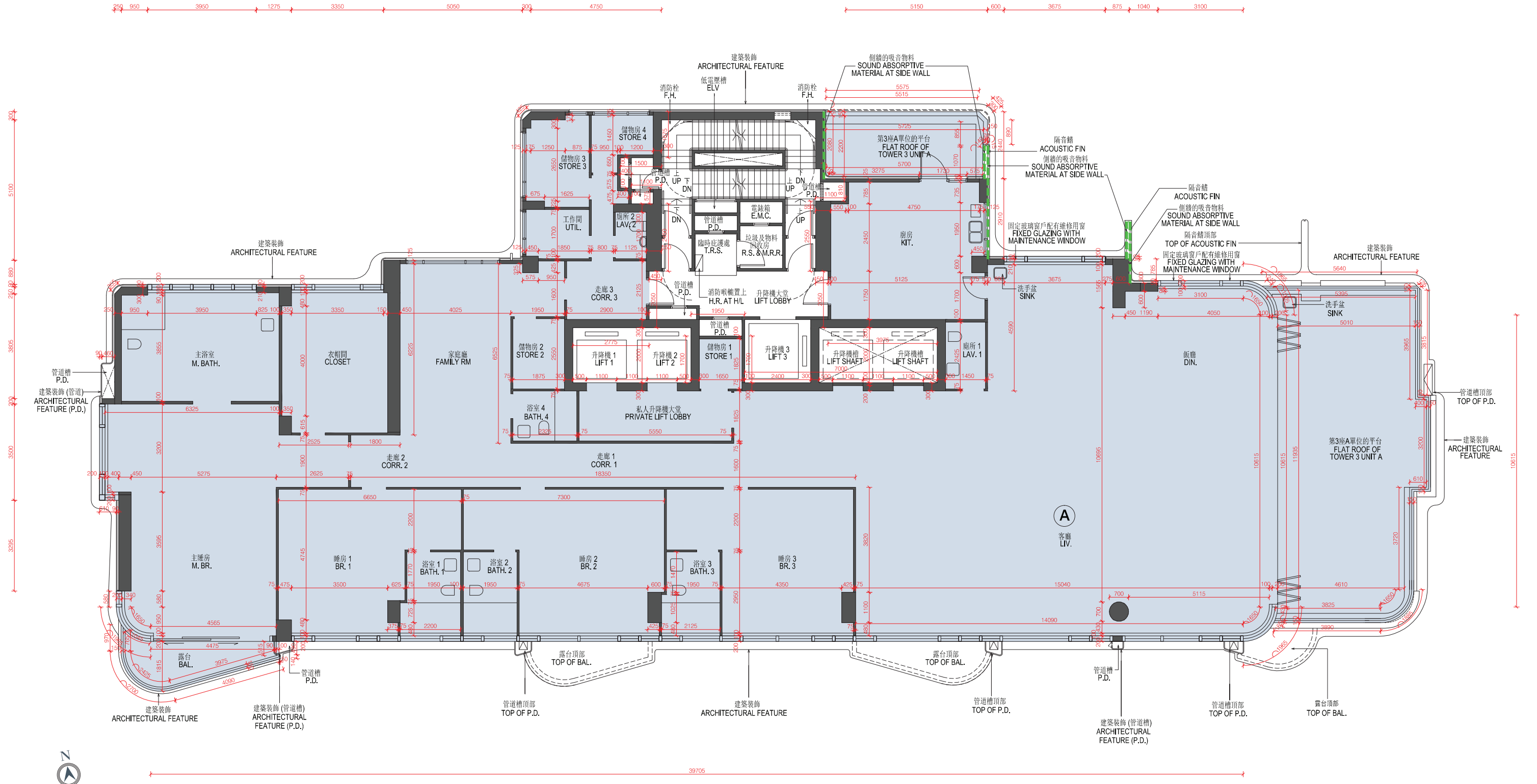
備註：

- # 露台門為一道雙趟門。雙趟門的安裝方式以住宅單位現場實際情況為準。準買家應到住宅單位作實地考察，以了解有關雙趟門的詳情。
- ## 儲物房 1 門的安裝方式已更改。準買家應到住宅單位作實地考察，以了解有關儲物房 1 門的詳情。

11 FLOOR PLANS OF RESIDENTIAL PROPERTIES IN THE DEVELOPMENT

發展項目的住宅物業的樓面平面圖

TOWER 3 28/F FLOOR PLAN
第3座 28樓樓面平面圖



11 FLOOR PLANS OF RESIDENTIAL PROPERTIES IN THE DEVELOPMENT

發展項目的住宅物業的樓面平面圖

TOWER 3 第3座	Floor 樓層	Unit A A單位
The thickness of the floor slabs (excluding plaster) of each residential property (mm) 每個住宅物業的樓板(不包括灰泥)的厚度(毫米)	28/F 28樓	150, 200, 225, 275, 300
The floor-to-floor height of each residential property (mm) 每個住宅物業的層與層之間的高度(毫米)		2310, 3100, 3150, 3200, 3250, 3300, 3350, 3400, 3450, 3500, 3600, 3700, 3800, 3850, 3875, 3900

The internal areas of the residential properties on the upper floors will generally be slightly larger than those on the lower floors because of the reducing thickness of the structural walls on the upper floors. (Not applicable)

因住宅物業的較高樓層的結構牆的厚度遞減，較高樓層的內部面積，一般比較低樓層的內部面積稍大。(不適用)

Notes:

1. Please refer to Pages 20-21 of this sales brochure for remarks, legend of the terms and abbreviations shown in this floor plan.
2. The dimensions on the floor plans are all structural dimensions in millimeter.

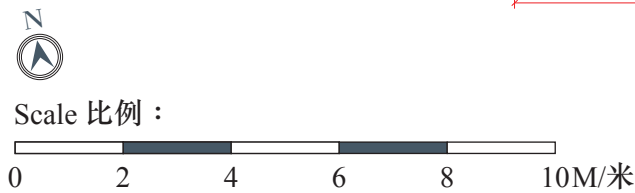
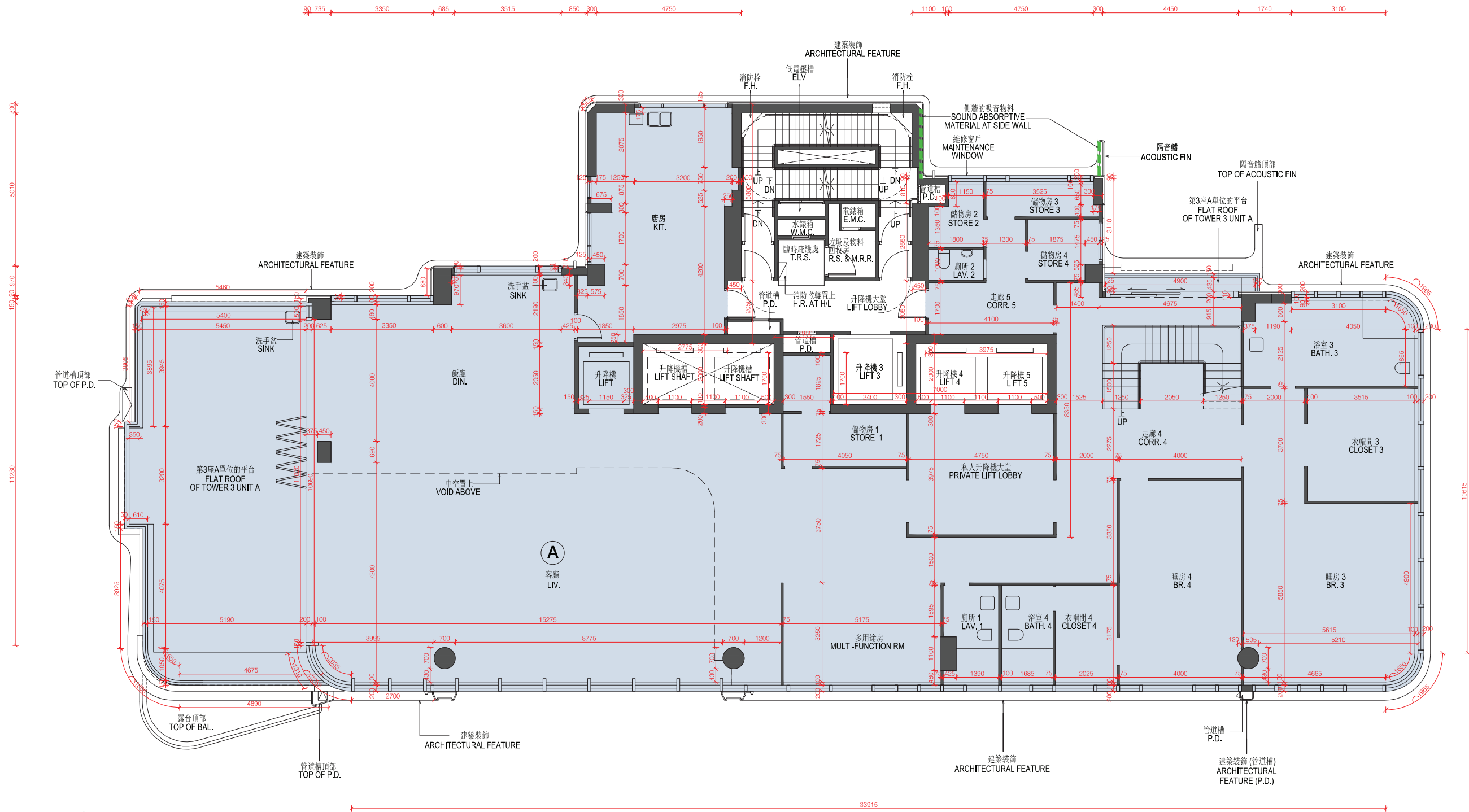
備註：

1. 有關樓面平面圖中顯示之附註，名詞及簡稱請參閱本售樓說明書第20-21頁。
2. 樓面平面圖所列之尺寸為以毫米標示之建築結構尺寸。

11 FLOOR PLANS OF RESIDENTIAL PROPERTIES IN THE DEVELOPMENT

發展項目的住宅物業的樓面平面圖

TOWER 3 29/F FLOOR PLAN
第3座 29樓樓面平面圖



11 FLOOR PLANS OF RESIDENTIAL PROPERTIES IN THE DEVELOPMENT

發展項目的住宅物業的樓面平面圖

TOWER 3 第3座	Floor 樓層	Unit A A單位
The thickness of the floor slabs (excluding plaster) of each residential property (mm) 每個住宅物業的樓板(不包括灰泥)的厚度(毫米)	29/F 29樓	150, 200, 225, 300
The floor-to-floor height of each residential property (mm) 每個住宅物業的層與層之間的高度(毫米)		3100, 3300, 3350, 3400, 3450, 3500, 3600, 3700, 3800, 3850, 3900, 7000, 7400

The internal areas of the residential properties on the upper floors will generally be slightly larger than those on the lower floors because of the reducing thickness of the structural walls on the upper floors. (Not applicable)

因住宅物業的較高樓層的結構牆的厚度遞減，較高樓層的內部面積，一般比較低樓層的內部面積稍大。(不適用)

Notes:

1. Please refer to Pages 20-21 of this sales brochure for remarks, legend of the terms and abbreviations shown in this floor plan.
2. The dimensions on the floor plans are all structural dimensions in millimeter.

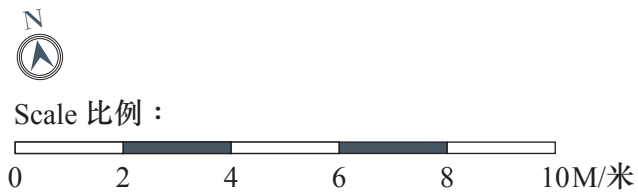
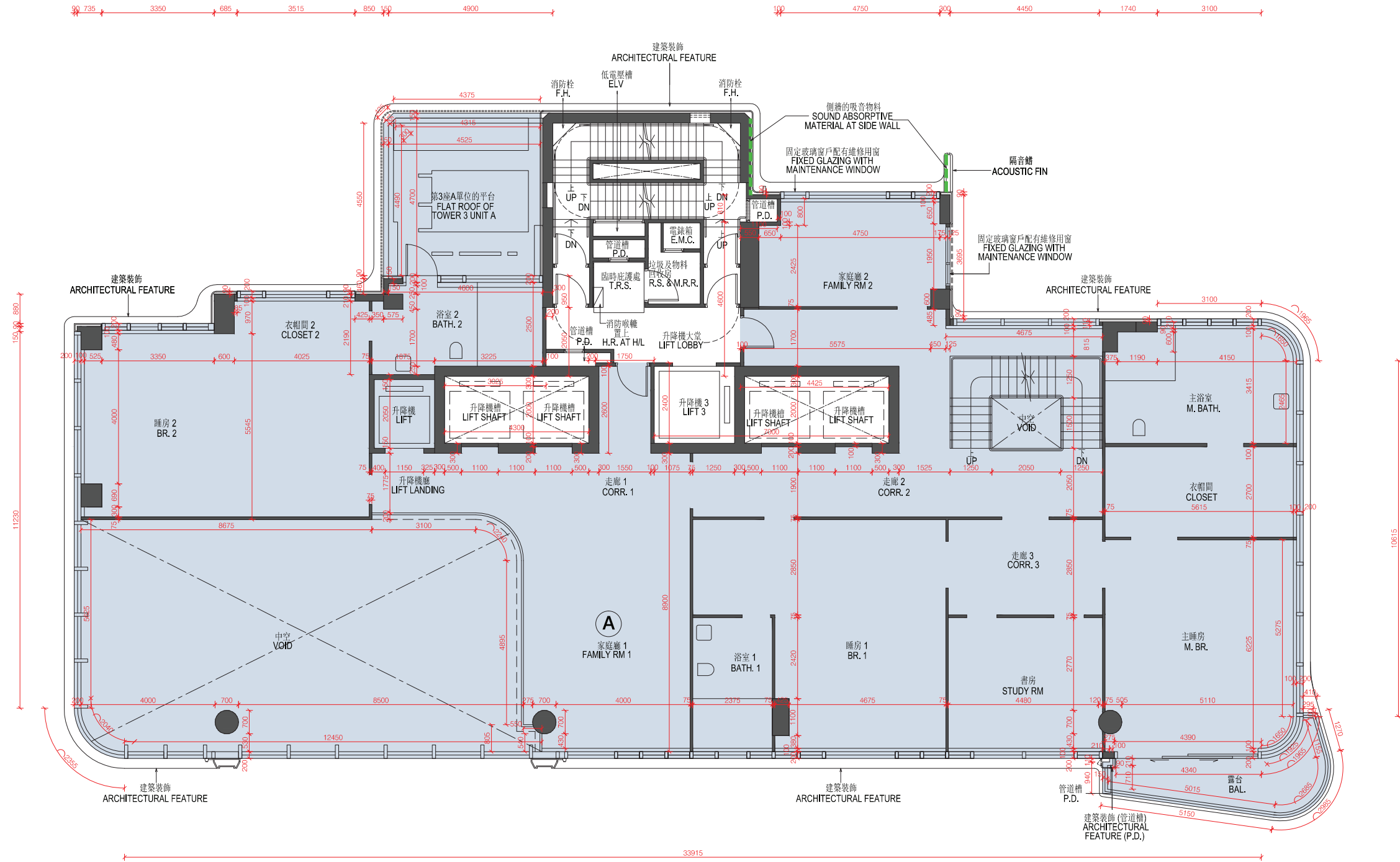
備註：

1. 有關樓面平面圖中顯示之附註，名詞及簡稱請參閱本售樓說明書第20-21頁。
2. 樓面平面圖所列之尺寸為以毫米標示之建築結構尺寸。

11 FLOOR PLANS OF RESIDENTIAL PROPERTIES IN THE DEVELOPMENT

發展項目的住宅物業的樓面平面圖

TOWER 3 30/F FLOOR PLAN
第3座 30樓樓面平面圖



11 FLOOR PLANS OF RESIDENTIAL PROPERTIES IN THE DEVELOPMENT

發展項目的住宅物業的樓面平面圖

TOWER 3 第3座	Floor 樓層	Unit A A單位
The thickness of the floor slabs (excluding plaster) of each residential property (mm) 每個住宅物業的樓板(不包括灰泥)的厚度(毫米)	30/F 30樓	150, 200, 250, 300
The floor-to-floor height of each residential property (mm) 每個住宅物業的層與層之間的高度(毫米)		3150, 3500, 3900

The internal areas of the residential properties on the upper floors will generally be slightly larger than those on the lower floors because of the reducing thickness of the structural walls on the upper floors. (Not applicable)

因住宅物業的較高樓層的結構牆的厚度遞減，較高樓層的內部面積，一般比較低樓層的內部面積稍大。(不適用)

Notes:

1. Please refer to Pages 20-21 of this sales brochure for remarks, legend of the terms and abbreviations shown in this floor plan.
2. The dimensions on the floor plans are all structural dimensions in millimeter.

備註：

1. 有關樓面平面圖中顯示之附註，名詞及簡稱請參閱本售樓說明書第20-21頁。
2. 樓面平面圖所列之尺寸為以毫米標示之建築結構尺寸。

11 FLOOR PLANS OF RESIDENTIAL PROPERTIES IN THE DEVELOPMENT

發展項目的住宅物業的樓面平面圖

TOWER 3 第3座	Floor 樓層	Unit A A單位
The thickness of the floor slabs (excluding plaster) of each residential property (mm) 每個住宅物業的樓板(不包括灰泥)的厚度(毫米)	Roof 天台	150
The floor-to-floor height of each residential property (mm) 每個住宅物業的層與層之間的高度(毫米)		2650

The internal areas of the residential properties on the upper floors will generally be slightly larger than those on the lower floors because of the reducing thickness of the structural walls on the upper floors. (Not applicable)

因住宅物業的較高樓層的結構牆的厚度遞減，較高樓層的內部面積，一般比較低樓層的內部面積稍大。(不適用)

Notes:

1. Please refer to Pages 20-21 of this sales brochure for remarks, legend of the terms and abbreviations shown in this floor plan.
2. The dimensions on the floor plans are all structural dimensions in millimeter.

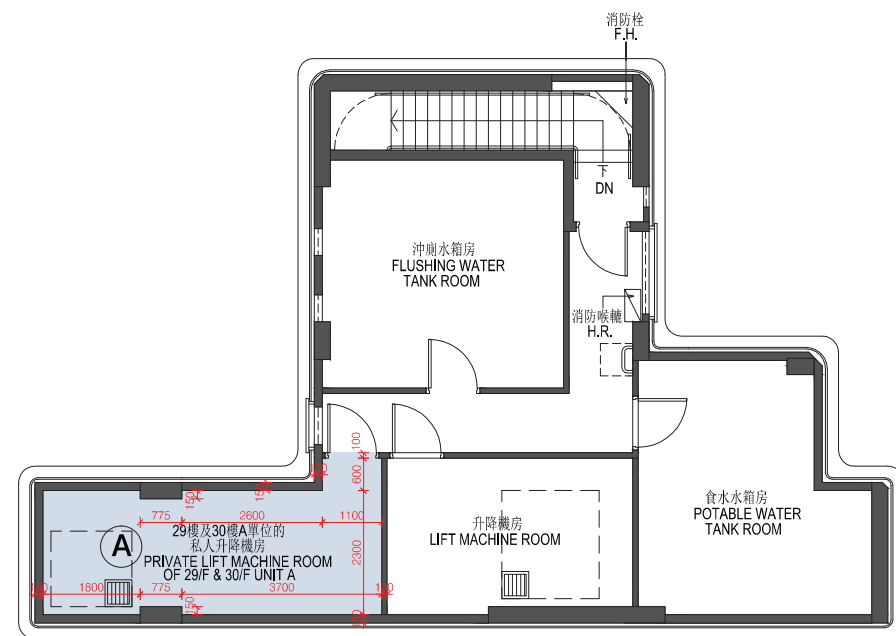
備註：

1. 有關樓面平面圖中顯示之附註，名詞及簡稱請參閱本售樓說明書第20-21頁。
2. 樓面平面圖所列之尺寸為以毫米標示之建築結構尺寸。

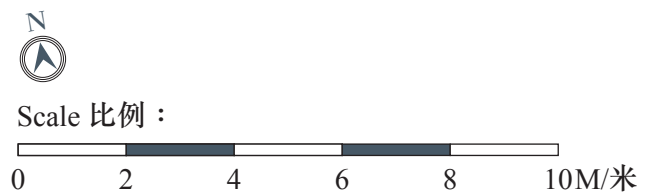
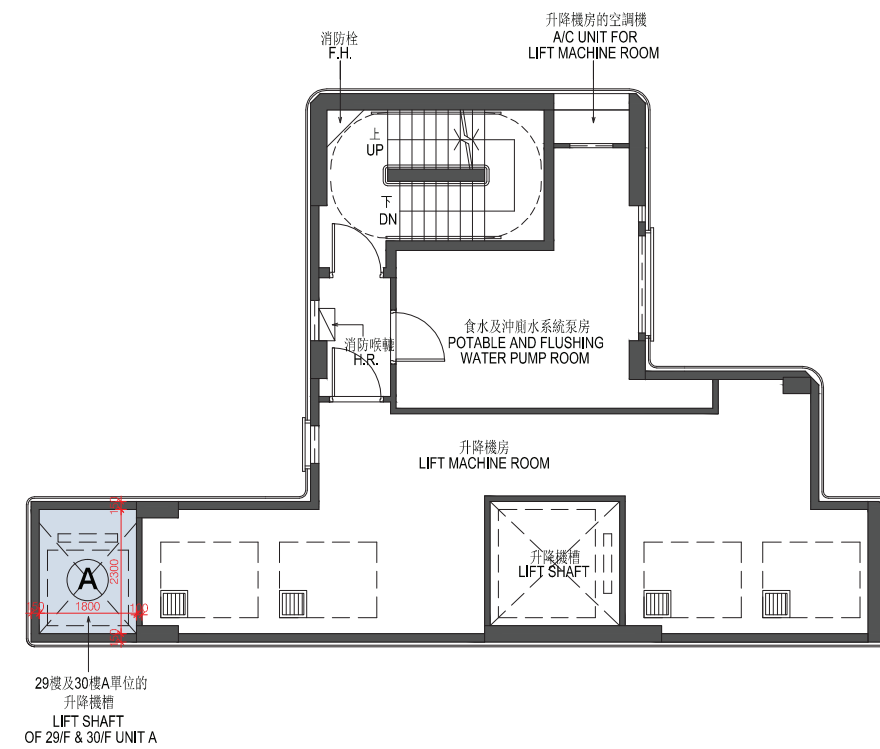
11 FLOOR PLANS OF RESIDENTIAL PROPERTIES IN THE DEVELOPMENT

發展項目的住宅物業的樓面平面圖

TOWER 3
第3座
UPPER ROOF FLOOR PLAN
上層天台平面圖



TOWER 3
第3座
LIFT MACHINE ROOM FLOOR PLAN
升降機房平面圖



11 FLOOR PLANS OF RESIDENTIAL PROPERTIES IN THE DEVELOPMENT

發展項目的住宅物業的樓面平面圖

TOWER 3 第3座	Floor 樓層	Unit A A單位
The thickness of the floor slabs (excluding plaster) of each residential property (mm) 每個住宅物業的樓板(不包括灰泥)的厚度(毫米)	Upper Roof 上層天台	200
The floor-to-floor height of each residential property (mm) 每個住宅物業的層與層之間的高度(毫米)		3650, 4050
The thickness of the floor slabs (excluding plaster) of each residential property (mm) 每個住宅物業的樓板(不包括灰泥)的厚度(毫米)	Lift Machine Room 升降機房	Not Applicable 不適用
The floor-to-floor height of each residential property (mm) 每個住宅物業的層與層之間的高度(毫米)		Not Applicable 不適用

The internal areas of the residential properties on the upper floors will generally be slightly larger than those on the lower floors because of the reducing thickness of the structural walls on the upper floors. (Not applicable)

因住宅物業的較高樓層的結構牆的厚度遞減，較高樓層的內部面積，一般比較低樓層的內部面積稍大。(不適用)

Notes:

1. Please refer to Pages 20-21 of this sales brochure for remarks, legend of the terms and abbreviations shown in this floor plan.
2. The dimensions on the floor plans are all structural dimensions in millimeter.

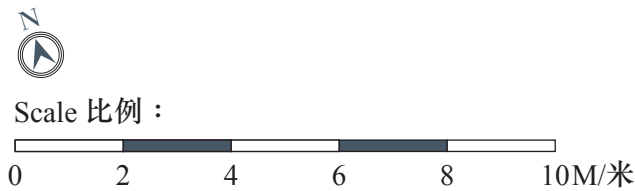
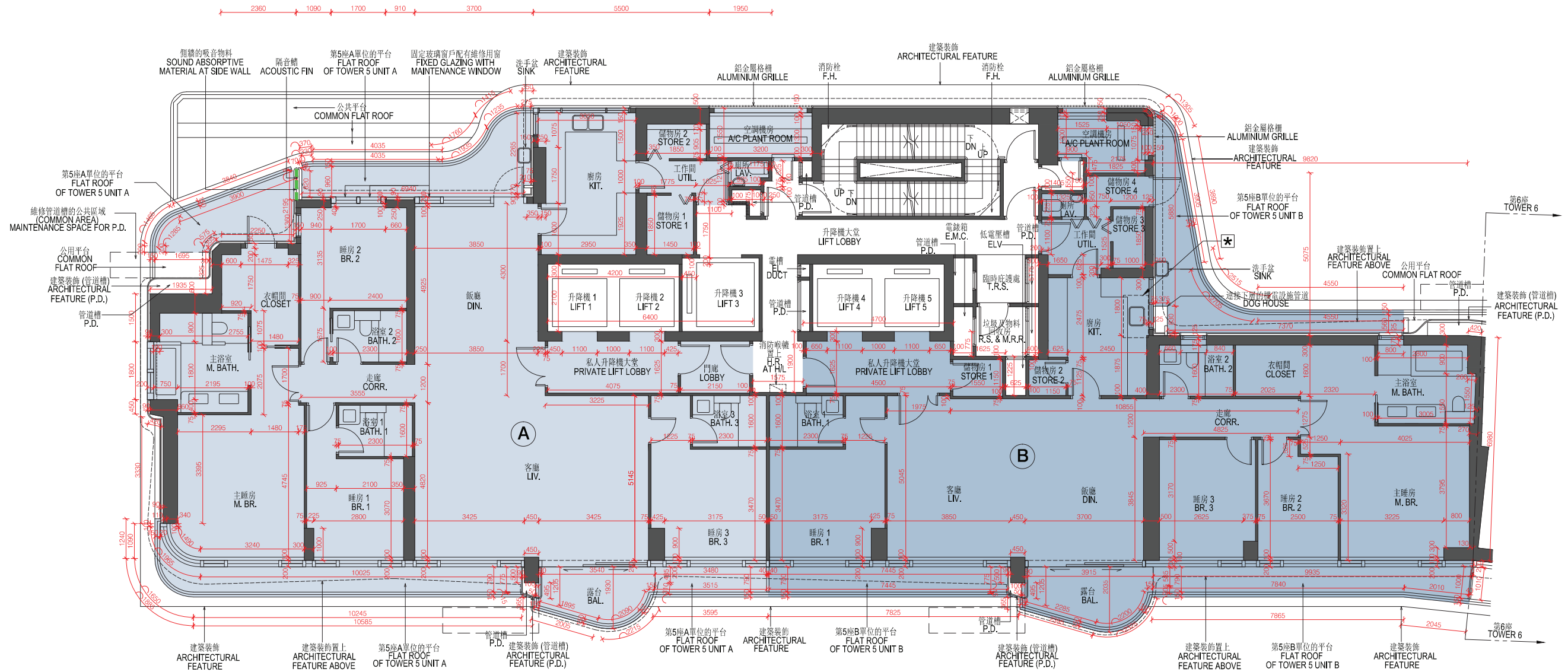
備註：

1. 有關樓面平面圖中顯示之附註，名詞及簡稱請參閱本售樓說明書第20-21頁。
2. 樓面平面圖所列之尺寸為以毫米標示之建築結構尺寸。

11 FLOOR PLANS OF RESIDENTIAL PROPERTIES IN THE DEVELOPMENT

發展項目的住宅物業的樓面平面圖

TOWER 5 1/F FLOOR PLAN
第5座 1樓樓面平面圖



11 FLOOR PLANS OF RESIDENTIAL PROPERTIES IN THE DEVELOPMENT

發展項目的住宅物業的樓面平面圖

TOWER 5 第5座	Floor 樓層	Unit 單位	
		A	B
The thickness of the floor slabs (excluding plaster) of each residential property (mm) 每個住宅物業的樓板(不包括灰泥)的厚度(毫米)	1/F 1樓	150, 200, 225	150, 200, 225
The floor-to-floor height of each residential property (mm) 每個住宅物業的層與層之間的高度(毫米)		3500, 3700, 3900, 3950, 4025, 4050, 4300	3500, 3625, 3900, 3950, 4025, 4050, 4300

The internal areas of the residential properties on the upper floors will generally be slightly larger than those on the lower floors because of the reducing thickness of the structural walls on the upper floors. (Not applicable)

因住宅物業的較高樓層的結構牆的厚度遞減，較高樓層的內部面積，一般比較低樓層的內部面積稍大。(不適用)

Notes:

1. Please refer to Pages 20-21 of this sales brochure for remarks, legend of the terms and abbreviations shown in this floor plan.
2. The dimensions on the floor plans are all structural dimensions in millimeter.
3. Those parts of the residential property marked with “★” have been altered by way of minor works or exempted works under the Buildings Ordinance after completion of the development. The latest condition of the residential property and the descriptions of the alteration works are set out on pages 94 to 95 of this sales brochure.

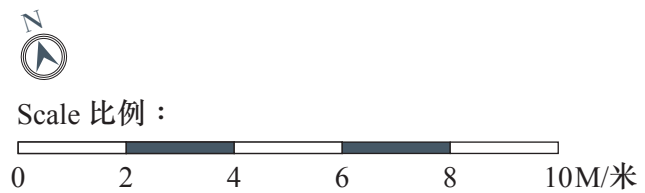
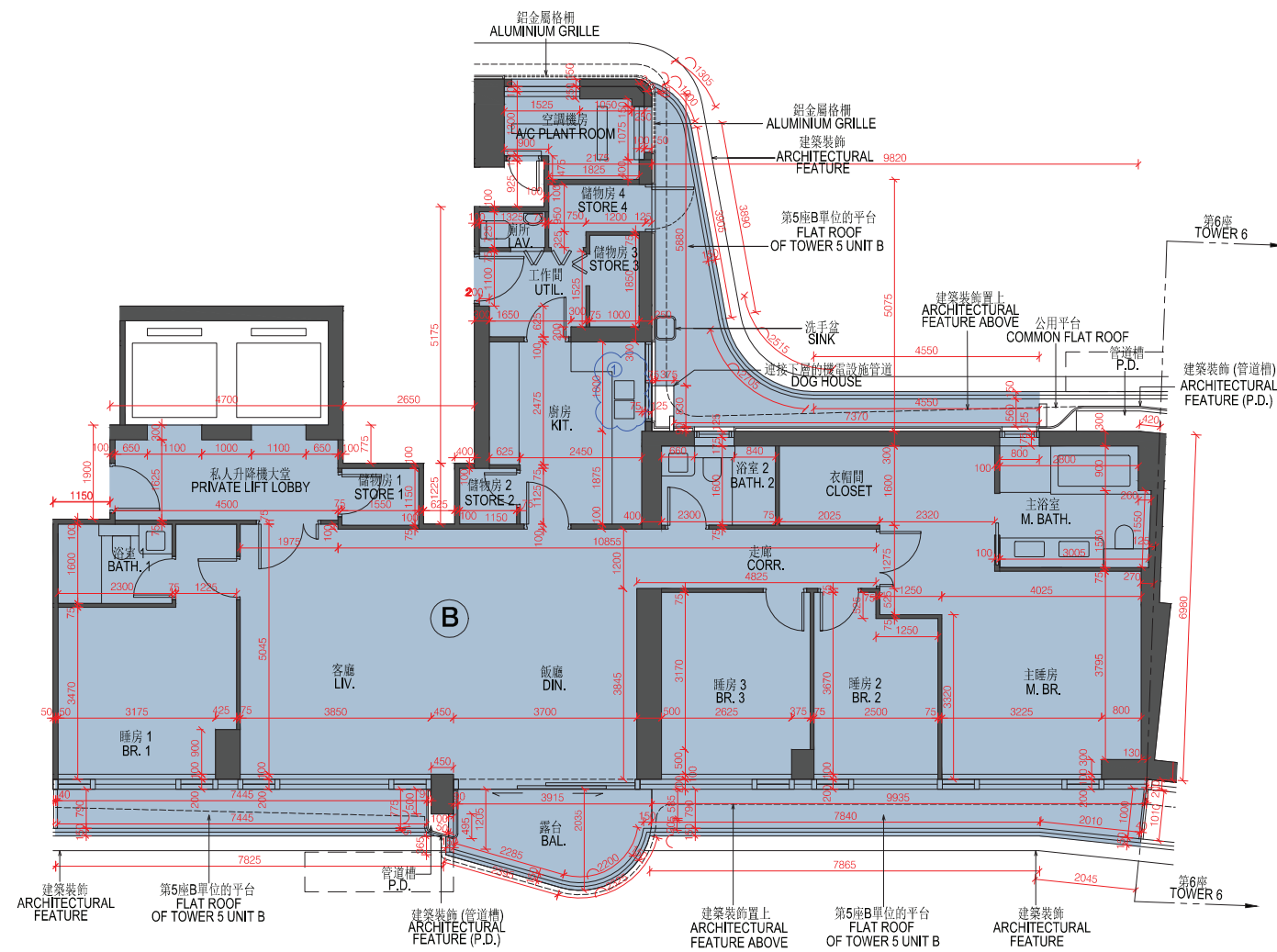
備註：

1. 有關樓面平面圖中顯示之附註，名詞及簡稱請參閱本售樓說明書第20-21頁。
2. 樓面平面圖所列之尺寸為以毫米標示之建築結構尺寸。
3. 住宅物業以「★」標示的部分因在發展項目落成後進行小型工程或獲《建築物條例》豁免的工程而有所改動。有關住宅物業的現狀及改動的描述，請參閱本售樓說明書第94-95頁。

11 FLOOR PLANS OF RESIDENTIAL PROPERTIES IN THE DEVELOPMENT

發展項目的住宅物業的樓面平面圖

TOWER 5 UNIT B ON 1/F FLOOR PLAN SHOWING LATEST LAYOUT
 第5座 1樓B單位現狀樓面平面圖



11 FLOOR PLANS OF RESIDENTIAL PROPERTIES IN THE DEVELOPMENT

發展項目的住宅物業的樓面平面圖

Minor works or exempted works under the Buildings Ordinance made in Unit B on 1/F of Tower 5:

1. The original single sink unit has been replaced by double sink unit.

第5座1樓B單位之已完成的小型工程或獲《建築物條例》豁免的工程：

1. 原有廚房單洗滌盆更換為雙洗滌盆。

Note:

1. Please refer to page 94 of the sales brochure in studying items 1 minor works or exempted works under the Building Ordinance made in this unit as indicated with blue wavy line (☁️).

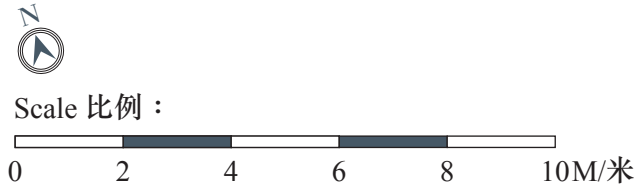
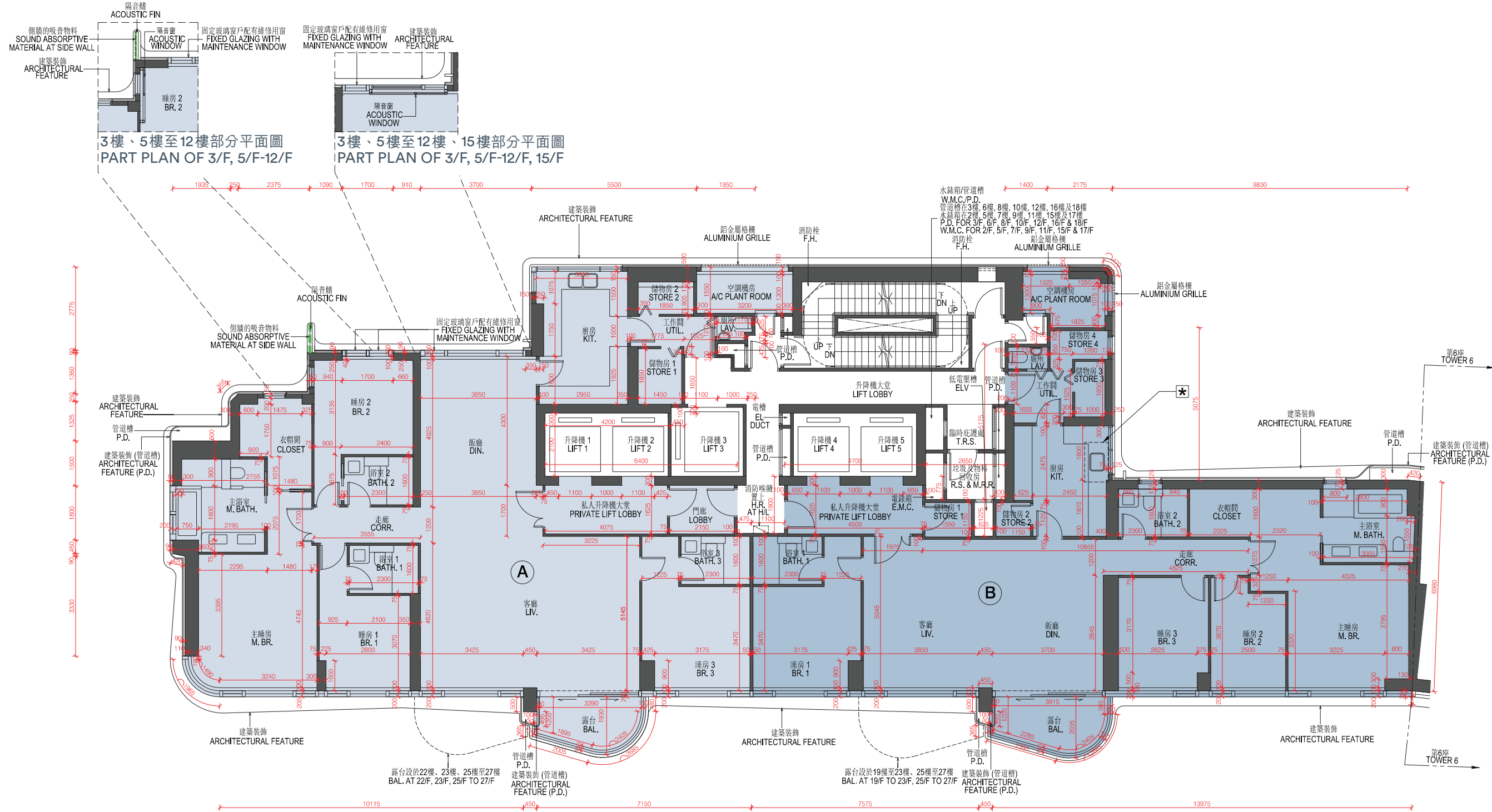
備註：

1. 請參閱本售樓說明書第94頁以協助閱讀本單位以藍色曲線(☁️)顯示之有關第1項已完成的小型工程或獲《建築物條例》豁免的工程。

11 FLOOR PLANS OF RESIDENTIAL PROPERTIES IN THE DEVELOPMENT

發展項目的住宅物業的樓面平面圖

TOWER 5 2/F-3/F, 5/F-12/F, 15/F-18/F FLOOR PLAN
第5座 2樓至3樓、5樓至12樓、15樓至18樓樓面平面圖



11 FLOOR PLANS OF RESIDENTIAL PROPERTIES IN THE DEVELOPMENT

發展項目的住宅物業的樓面平面圖

TOWER 5 第5座	Floor 樓層	Unit 單位	
		A	B
The thickness of the floor slabs (excluding plaster) of each residential property (mm) 每個住宅物業的樓板(不包括灰泥)的厚度(毫米)	2/F-3/F, 5/F-12/F, 15/F-18/F 2樓至3樓、 5樓至12樓、 15樓至18樓	150, 200, 225	150, 200, 225
The floor-to-floor height of each residential property (mm) 每個住宅物業的層與層之間的高度(毫米)		3500	3500

The internal areas of the residential properties on the upper floors will generally be slightly larger than those on the lower floors because of the reducing thickness of the structural walls on the upper floors. (Not applicable)

因住宅物業的較高樓層的結構牆的厚度遞減，較高樓層的內部面積，一般比較低樓層的內部面積稍大。(不適用)

Notes:

1. Please refer to Pages 20-21 of this sales brochure for remarks, legend of the terms and abbreviations shown in this floor plan.
2. The dimensions on the floor plans are all structural dimensions in millimeter.
3. Those parts of the residential property marked with “★” have been altered by way of minor works or exempted works under the Buildings Ordinance after completion of the development. The latest condition of the residential property and the descriptions of the alteration works are set out on pages 98 to 99 of this sales brochure.

備註：

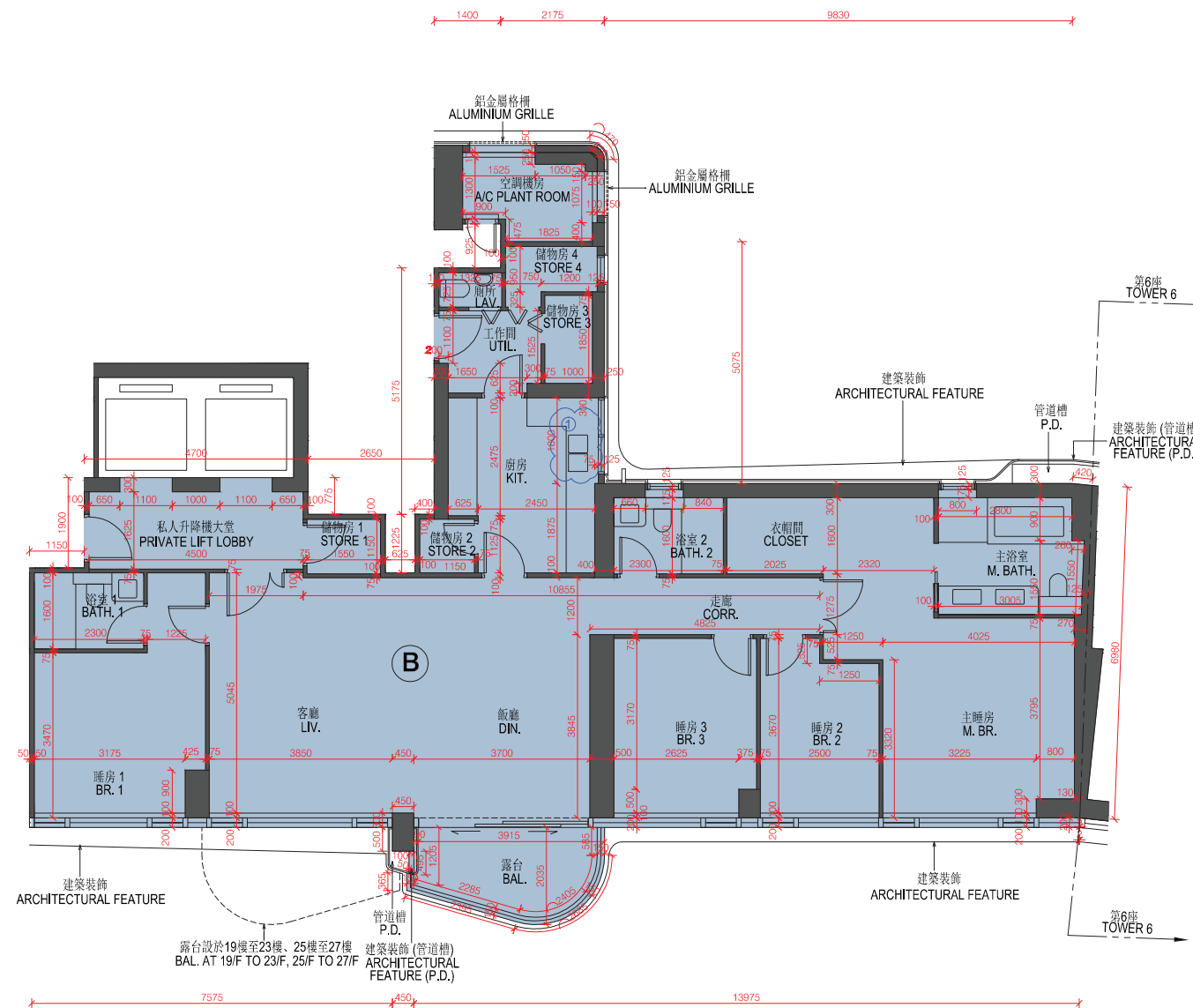
1. 有關樓面平面圖中顯示之附註，名詞及簡稱請參閱本售樓說明書第20-21頁。
2. 樓面平面圖所列之尺寸為以毫米標示之建築結構尺寸。
3. 住宅物業以「★」標示的部分因在發展項目落成後進行小型工程或獲《建築物條例》豁免的工程而有所改動。有關住宅物業的現狀及改動的描述，請參閱本售樓說明書第98-99頁。

11 FLOOR PLANS OF RESIDENTIAL PROPERTIES IN THE DEVELOPMENT

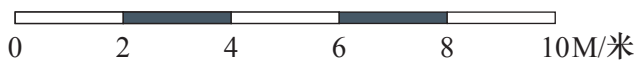
發展項目的住宅物業的樓面平面圖

TOWER 5
第5座

UNIT B ON 2/F-3/F, 5/F-12/F, 15/F-18/F FLOOR PLAN SHOWING LATEST LAYOUT
2樓至3樓、5樓至12樓、15樓至18樓B單位現狀樓面平面圖



Scale 比例 :



11 FLOOR PLANS OF RESIDENTIAL PROPERTIES IN THE DEVELOPMENT

發展項目的住宅物業的樓面平面圖

Minor works or exempted works under the Buildings Ordinance made in Unit B on 2/F-3/F, 5/F-12/F, 15/F-18/F of Tower 5:

1. The original single sink unit has been replaced by double sink unit.

第5座2樓至3樓、5樓至12樓、15樓至18樓B單位之已完成的小型工程或獲《建築物條例》豁免的工程：

1. 原有廚房單洗滌盆更換為雙洗滌盆。

Note:

1. Please refer to page 98 of the sales brochure in studying items 1 minor works or exempted works under the Building Ordinance made in this unit as indicated with blue wavy line ().

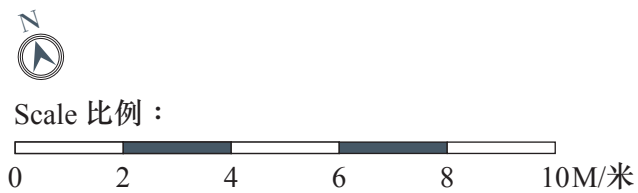
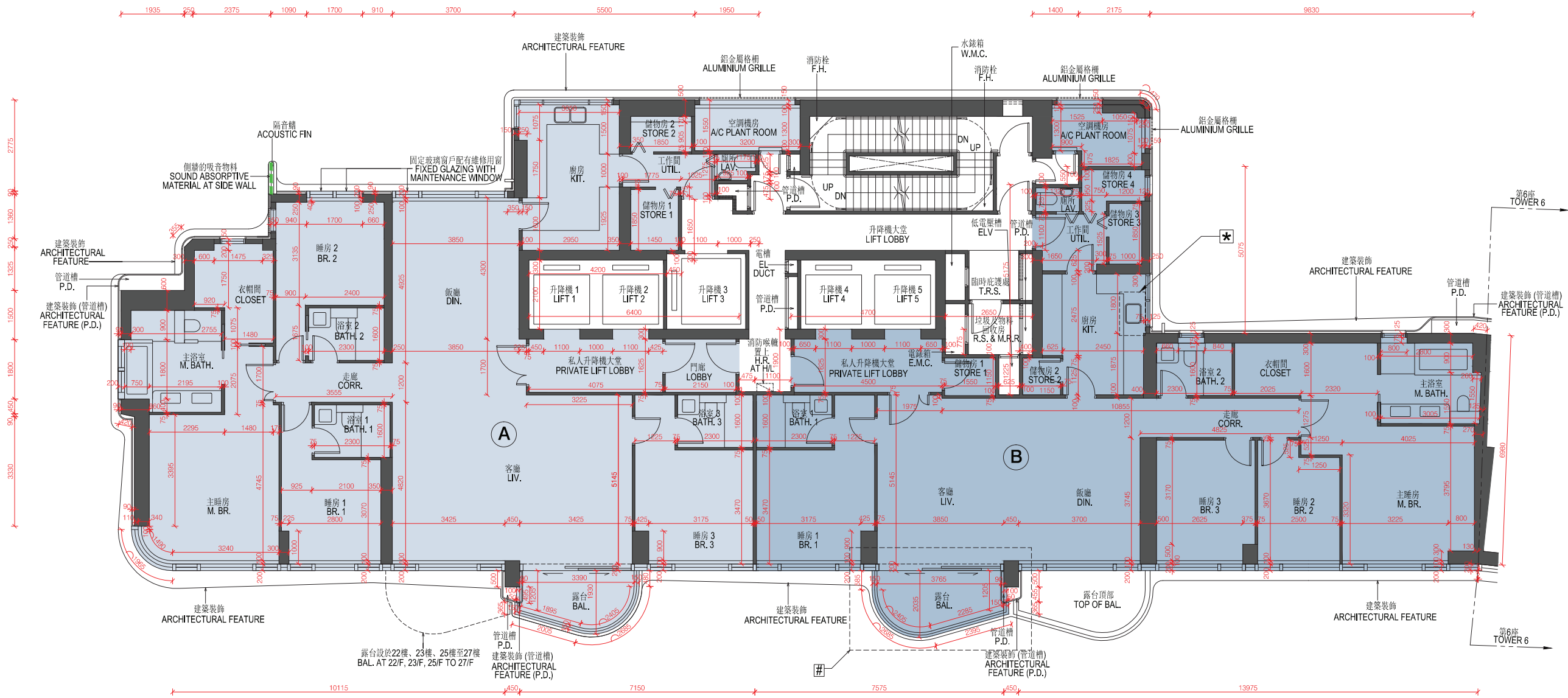
備註：

1. 請參閱本售樓說明書第98頁以協助閱讀本單位以藍色曲線 () 顯示之有關第1項已完成的小型工程或獲《建築物條例》豁免的工程。

11 FLOOR PLANS OF RESIDENTIAL PROPERTIES IN THE DEVELOPMENT

發展項目的住宅物業的樓面平面圖

TOWER 5 19/F FLOOR PLAN
第5座 19樓樓面平面圖



11 FLOOR PLANS OF RESIDENTIAL PROPERTIES IN THE DEVELOPMENT

發展項目的住宅物業的樓面平面圖

TOWER 5 第5座	Floor 樓層	Unit 單位	
		A	B
The thickness of the floor slabs (excluding plaster) of each residential property (mm) 每個住宅物業的樓板(不包括灰泥)的厚度(毫米)	19/F 19樓	150, 200, 225	150, 200, 225
The floor-to-floor height of each residential property (mm) 每個住宅物業的層與層之間的高度(毫米)		3500	3500

The internal areas of the residential properties on the upper floors will generally be slightly larger than those on the lower floors because of the reducing thickness of the structural walls on the upper floors. (Not applicable)

因住宅物業的較高樓層的結構牆的厚度遞減，較高樓層的內部面積，一般比較低樓層的內部面積稍大。(不適用)

Notes:

1. Please refer to Pages 20-21 of this sales brochure for remarks, legend of the terms and abbreviations shown in this floor plan.
2. The dimensions on the floor plans are all structural dimensions in millimeter.
3. Those parts of the residential property marked with “★” have been altered by way of minor works or exempted works under the Buildings Ordinance after completion of the development. The latest condition of the residential property and the descriptions of the alteration works are set out on pages 102 to 103 of this sales brochure.
4. The latest condition of the residential property marked with “#” are set out on pages 102 to 103 of this sales brochure.

備註：

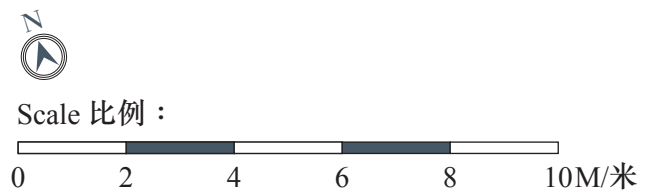
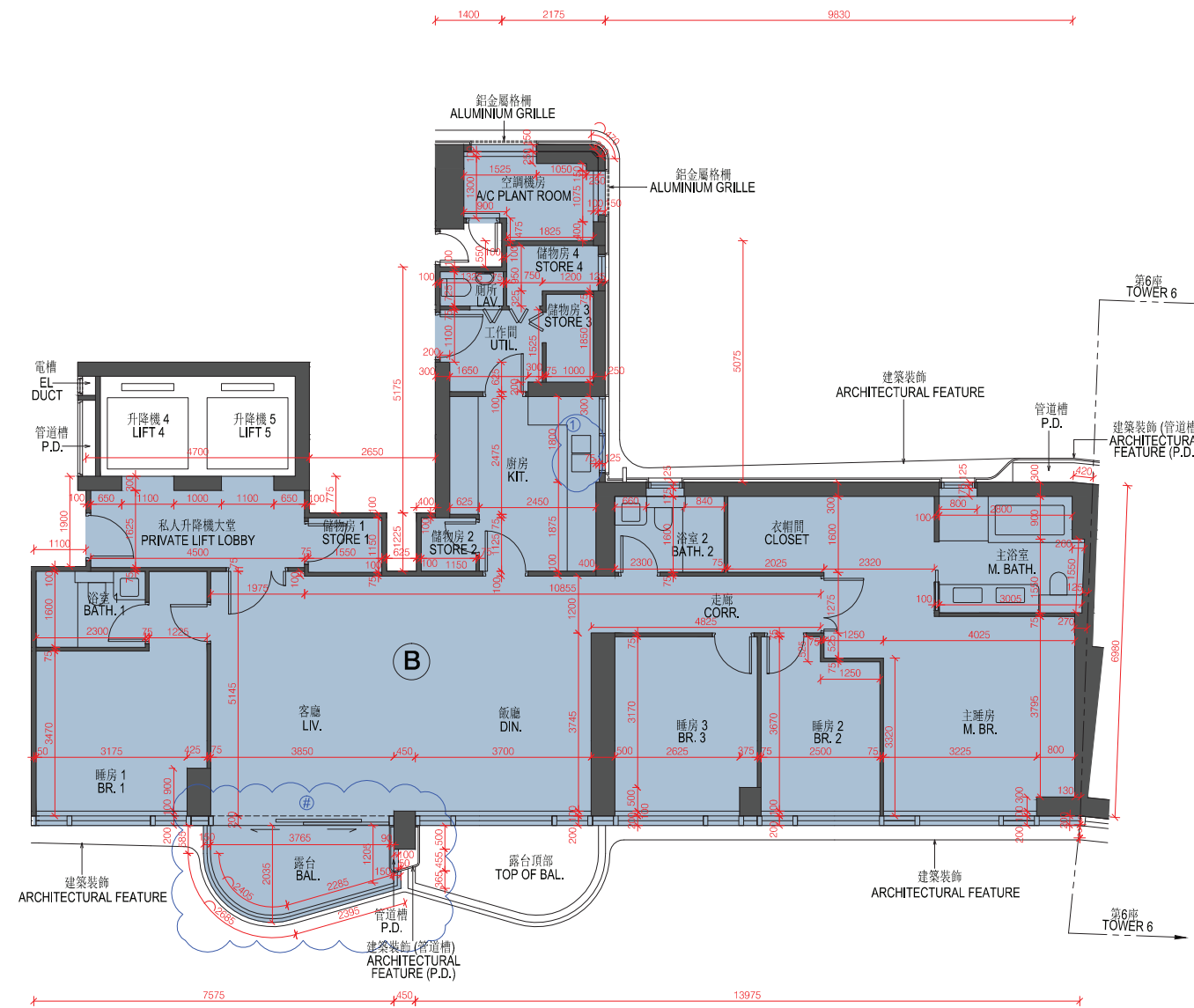
1. 有關樓面平面圖中顯示之附註，名詞及簡稱請參閱本售樓說明書第20-21頁。
2. 樓面平面圖所列之尺寸為以毫米標示之建築結構尺寸。
3. 住宅物業以「★」標示的部分因在發展項目落成後進行小型工程或獲《建築物條例》豁免的工程而有所改動。有關住宅物業的現狀及改動的描述，請參閱本售樓說明書第102-103頁。
4. 有關住宅物業以「#」標示的部分現狀的描述，請參閱本售樓說明書第102-103頁。

11 FLOOR PLANS OF RESIDENTIAL PROPERTIES IN THE DEVELOPMENT

發展項目的住宅物業的樓面平面圖

TOWER 5
第5座

UNIT B ON 19/F FLOOR PLAN SHOWING LATEST LAYOUT
19樓B單位現狀樓面平面圖



11 FLOOR PLANS OF RESIDENTIAL PROPERTIES IN THE DEVELOPMENT

發展項目的住宅物業的樓面平面圖

Minor works or exempted works under the Buildings Ordinance made in Unit B on 19/F of Tower 5:

1. The original single sink unit has been replaced by double sink unit.

第5座19樓B單位之已完成的小型工程或獲《建築物條例》豁免的工程：

1. 原有廚房單洗滌盆更換為雙洗滌盆。

Note:

1. Please refer to page 102 of the sales brochure in studying items 1 minor works or exempted works under the Building Ordinance made in this unit as indicated with blue wavy line ().
- # The balcony door is a double sliding door. The manner in which the double sliding door is installed at the actual residential property shall prevail. Prospective purchasers are advised to inspect the actual residential property for details of the double sliding door.

備註：

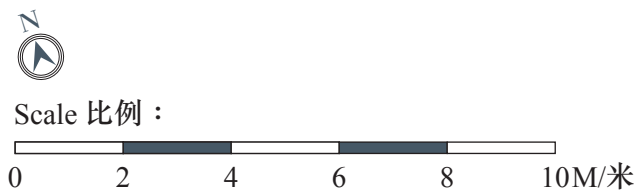
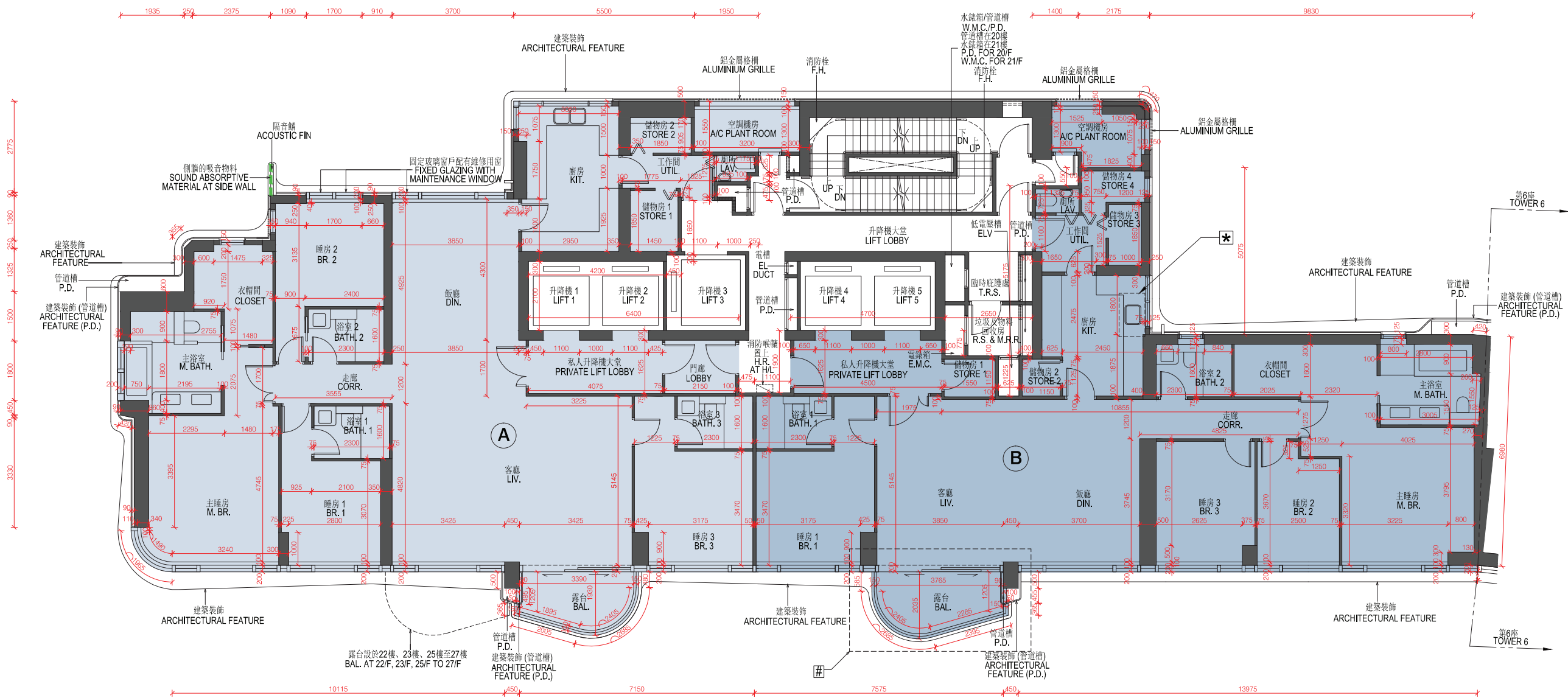
1. 請參閱本售樓說明書第102頁以協助閱讀本單位以藍色曲線 () 顯示之有關第1項已完成的小型工程或獲《建築物條例》豁免的工程。
- # 露台門為一道雙趟門。雙趟門的安裝方式以住宅單位現場實際情況為準。準買家應到住宅單位作實地考察，以了解有關雙趟門的詳情。

11 FLOOR PLANS OF RESIDENTIAL PROPERTIES IN THE DEVELOPMENT

發展項目的住宅物業的樓面平面圖

TOWER 5
第5座

20/F-21/F FLOOR PLAN
20樓至21樓樓面平面圖



11 FLOOR PLANS OF RESIDENTIAL PROPERTIES IN THE DEVELOPMENT

發展項目的住宅物業的樓面平面圖

TOWER 5 第5座	Floor 樓層	Unit 單位	
		A	B
The thickness of the floor slabs (excluding plaster) of each residential property (mm) 每個住宅物業的樓板(不包括灰泥)的厚度(毫米)	20/F-21/F 20樓至21樓	150, 200, 225	150, 200, 225
The floor-to-floor height of each residential property (mm) 每個住宅物業的層與層之間的高度(毫米)		3500	3500

The internal areas of the residential properties on the upper floors will generally be slightly larger than those on the lower floors because of the reducing thickness of the structural walls on the upper floors. (Not applicable)

因住宅物業的較高樓層的結構牆的厚度遞減，較高樓層的內部面積，一般比較低樓層的內部面積稍大。(不適用)

Notes:

- Please refer to Pages 20-21 of this sales brochure for remarks, legend of the terms and abbreviations shown in this floor plan.
- The dimensions on the floor plans are all structural dimensions in millimeter.
- Those parts of the residential property marked with “★” have been altered by way of minor works or exempted works under the Buildings Ordinance after completion of the development. The latest condition of the residential property and the descriptions of the alteration works are set out on pages 106 to 107 of this sales brochure.
- The latest condition of the residential property marked with “#” are set out on pages 106 to 107 of this sales brochure.

備註：

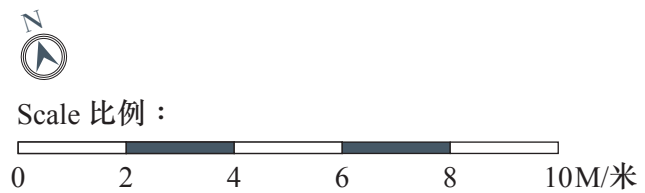
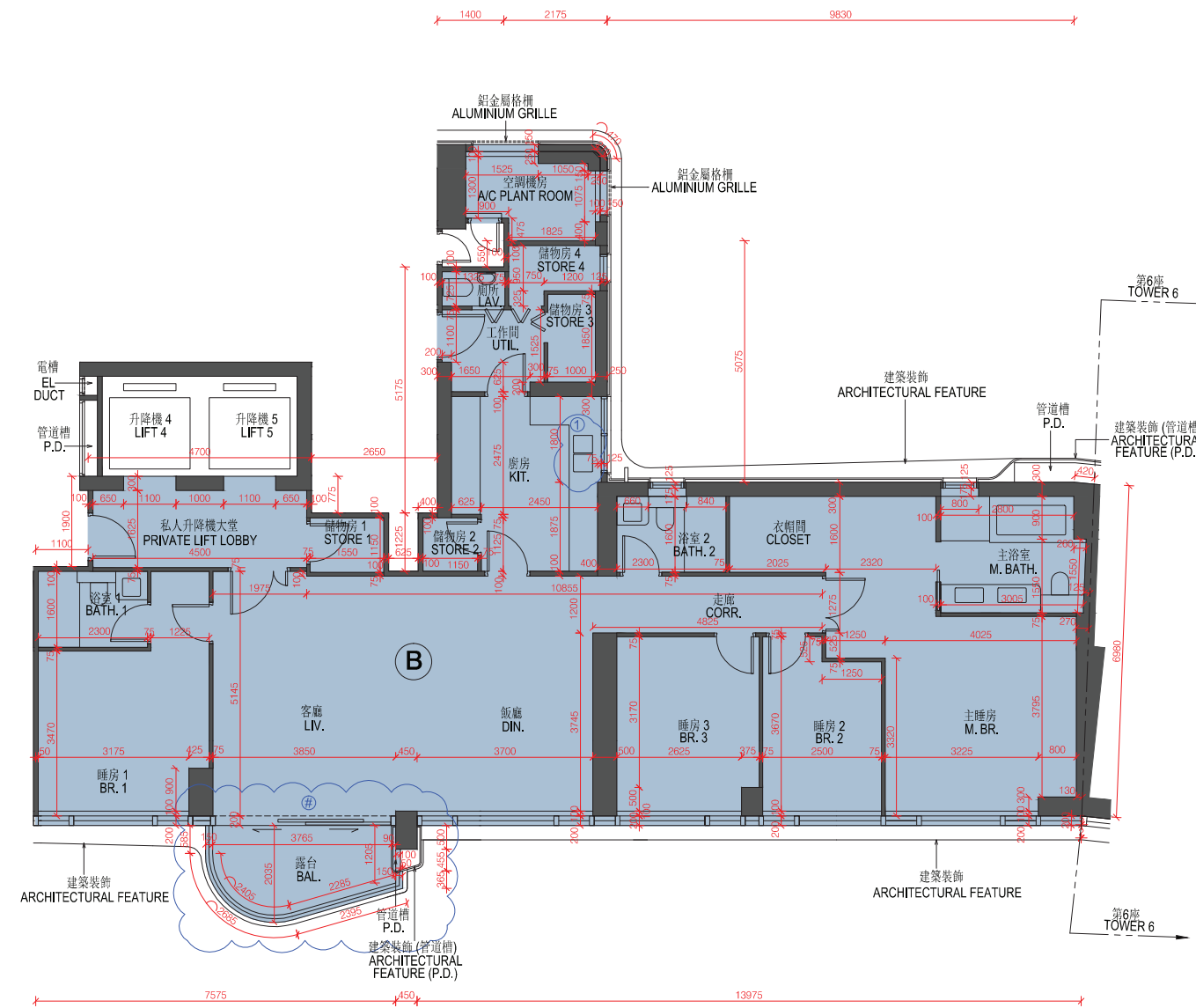
- 有關樓面平面圖中顯示之附註，名詞及簡稱請參閱本售樓說明書第20-21頁。
- 樓面平面圖所列之尺寸為以毫米標示之建築結構尺寸。
- 住宅物業以「★」標示的部分因在發展項目落成後進行小型工程或獲《建築物條例》豁免的工程而有所改動。有關住宅物業的現狀及改動的描述，請參閱本售樓說明書第106-107頁。
- 有關住宅物業以「#」標示的部分現狀的描述，請參閱本售樓說明書第106-107頁。

11 FLOOR PLANS OF RESIDENTIAL PROPERTIES IN THE DEVELOPMENT

發展項目的住宅物業的樓面平面圖

TOWER 5
第5座

UNIT B ON 20/F-21/F FLOOR PLAN SHOWING LATEST LAYOUT
20樓至21樓B單位現狀樓面平面圖



11 FLOOR PLANS OF RESIDENTIAL PROPERTIES IN THE DEVELOPMENT

發展項目的住宅物業的樓面平面圖

Minor works or exempted works under the Buildings Ordinance made in Unit B on 20/F-21/F of Tower 5:

1. The original single sink unit has been replaced by double sink unit.

第5座20樓至21樓B單位之已完成的小型工程或獲《建築物條例》豁免的工程：

1. 原有廚房單洗滌盆更換為雙洗滌盆。

Note:

1. Please refer to page 106 of the sales brochure in studying items 1 minor works or exempted works under the Building Ordinance made in this unit as indicated with blue wavy line (☁️).
- # The balcony door is a double sliding door. The manner in which the double sliding door is installed at the actual residential property shall prevail. Prospective purchasers are advised to inspect the actual residential property for details of the double sliding door.

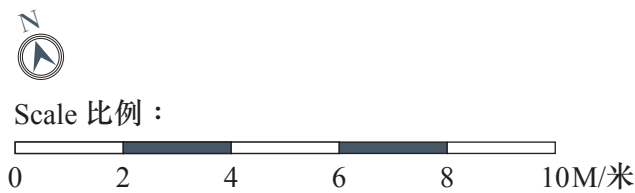
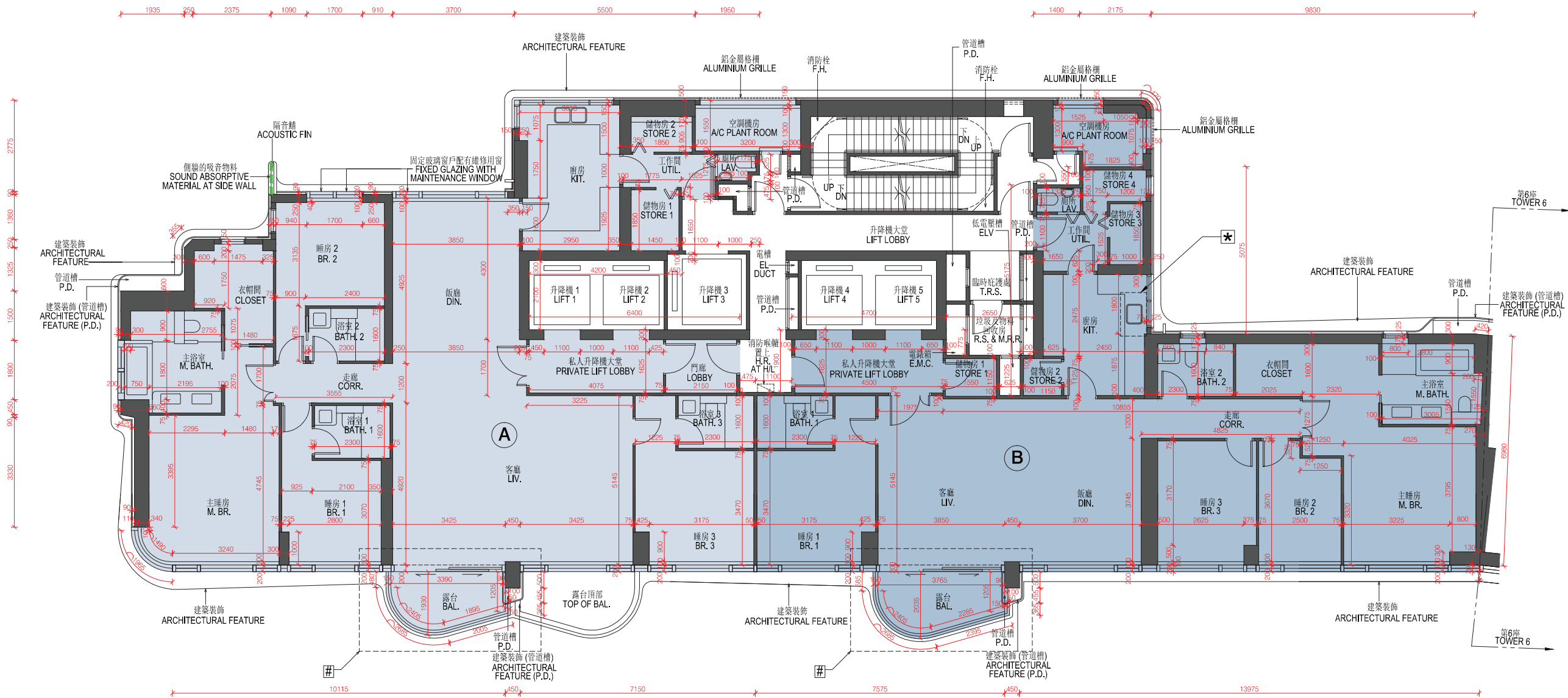
備註：

1. 請參閱本售樓說明書第106頁以協助閱讀本單位以藍色曲線(☁️)顯示之有關第1項已完成的小型工程或獲《建築物條例》豁免的工程。
- # 露台門為一道雙趟門。雙趟門的安裝方式以住宅單位現場實際情況為準。準買家應到住宅單位作實地考察，以了解有關雙趟門的詳情。

11 FLOOR PLANS OF RESIDENTIAL PROPERTIES IN THE DEVELOPMENT

發展項目的住宅物業的樓面平面圖

TOWER 5 22/F FLOOR PLAN
第5座 22樓樓面平面圖



11 FLOOR PLANS OF RESIDENTIAL PROPERTIES IN THE DEVELOPMENT

發展項目的住宅物業的樓面平面圖

TOWER 5 第5座	Floor 樓層	Unit 單位	
		A	B
The thickness of the floor slabs (excluding plaster) of each residential property (mm) 每個住宅物業的樓板(不包括灰泥)的厚度(毫米)	22/F 22樓	150, 200, 225	150, 200, 225
The floor-to-floor height of each residential property (mm) 每個住宅物業的層與層之間的高度(毫米)		3500	3500

The internal areas of the residential properties on the upper floors will generally be slightly larger than those on the lower floors because of the reducing thickness of the structural walls on the upper floors. (Not applicable)

因住宅物業的較高樓層的結構牆的厚度遞減，較高樓層的內部面積，一般比較低樓層的內部面積稍大。(不適用)

Notes:

1. Please refer to Pages 20-21 of this sales brochure for remarks, legend of the terms and abbreviations shown in this floor plan.
2. The dimensions on the floor plans are all structural dimensions in millimeter.
3. Those parts of the residential property marked with “★” have been altered by way of minor works or exempted works under the Buildings Ordinance after completion of the development. The latest condition of the residential property and the descriptions of the alteration works are set out on pages 110 to 111 of this sales brochure.
4. The latest condition of the residential property marked with “#” are set out on pages 110 to 111 of this sales brochure.

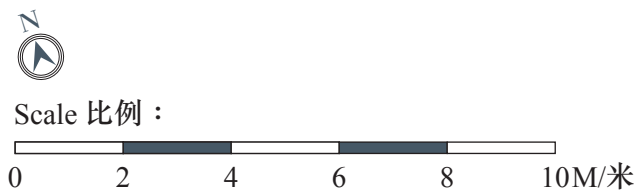
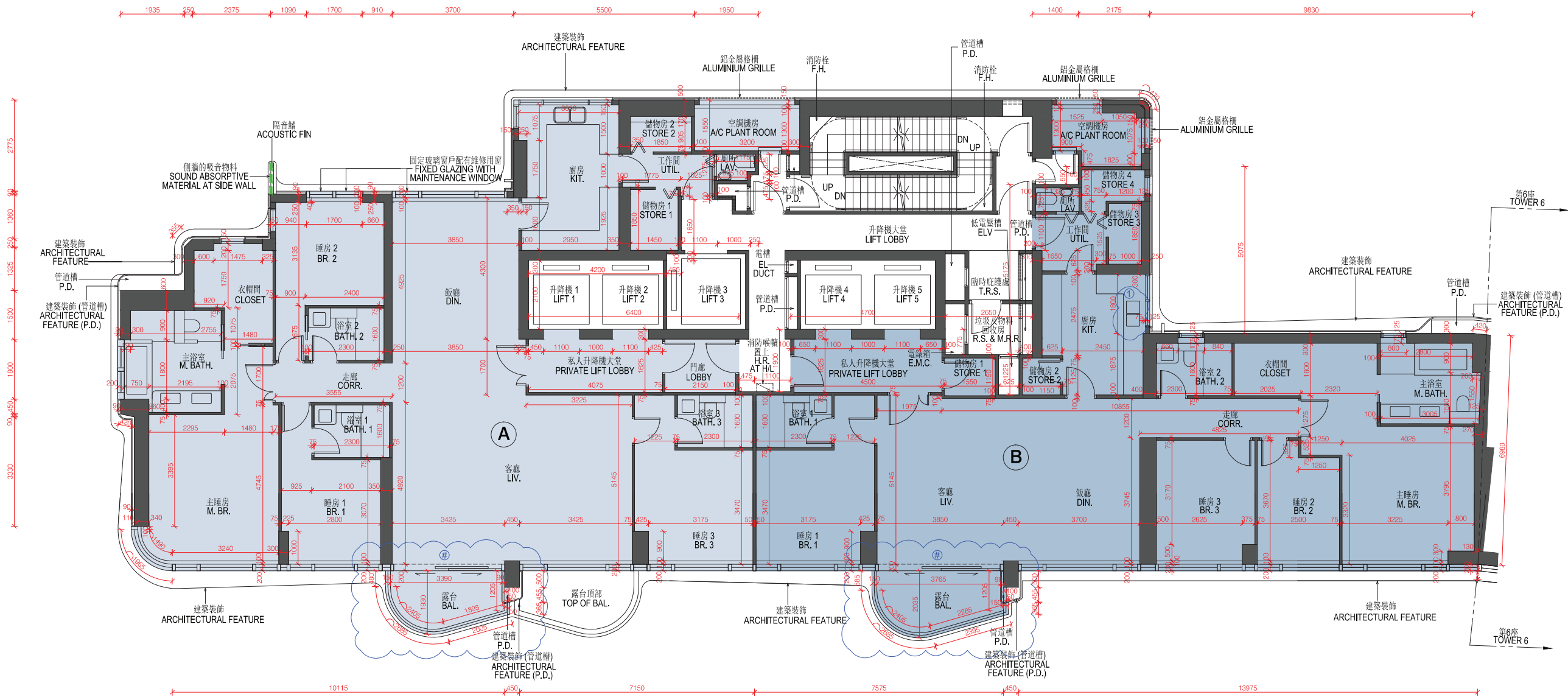
備註：

1. 有關樓面平面圖中顯示之附註，名詞及簡稱請參閱本售樓說明書第20-21頁。
2. 樓面平面圖所列之尺寸為以毫米標示之建築結構尺寸。
3. 住宅物業以「★」標示的部分因在發展項目落成後進行小型工程或獲《建築物條例》豁免的工程而有所改動。有關住宅物業的現狀及改動的描述，請參閱本售樓說明書第110-111頁。
4. 有關住宅物業以「#」標示的部分現狀的描述，請參閱本售樓說明書第110-111頁。

11 FLOOR PLANS OF RESIDENTIAL PROPERTIES IN THE DEVELOPMENT

發展項目的住宅物業的樓面平面圖

TOWER 5 22/F FLOOR PLAN SHOWING LATEST LAYOUT
第5座 22樓現狀樓面平面圖



11 FLOOR PLANS OF RESIDENTIAL PROPERTIES IN THE DEVELOPMENT

發展項目的住宅物業的樓面平面圖

Minor works or exempted works under the Buildings Ordinance made in Unit B on 22/F of Tower 5:

1. The original single sink unit has been replaced by double sink unit.

第5座22樓B單位之已完成的小型工程或獲《建築物條例》豁免的工程：

1. 原有廚房單洗滌盆更換為雙洗滌盆。

Note:

1. Please refer to page 110 of the sales brochure in studying items 1 minor works or exempted works under the Building Ordinance made in this unit as indicated with blue wavy line ().
- # The balcony door is a double sliding door. The manner in which the double sliding door is installed at the actual residential property shall prevail. Prospective purchasers are advised to inspect the actual residential property for details of the double sliding door.

備註：

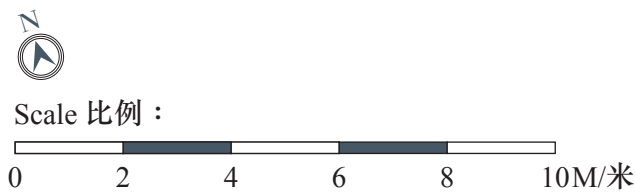
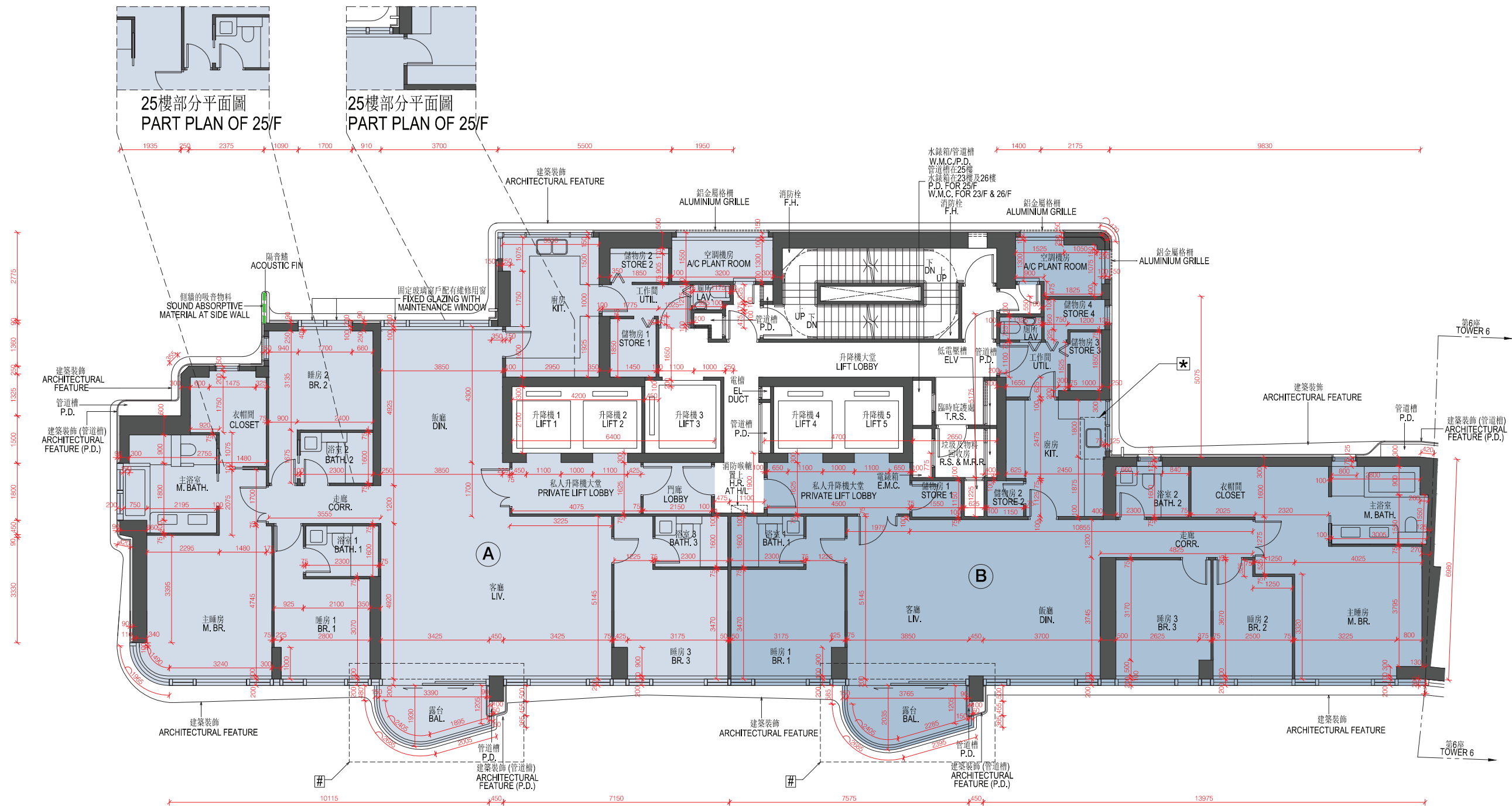
1. 請參閱本售樓說明書第110頁以協助閱讀本單位以藍色曲線 () 顯示之有關第1項已完成的小型工程或獲《建築物條例》豁免的工程。
- # 露台門為一道雙趟門。雙趟門的安裝方式以住宅單位現場實際情況為準。準買家應到住宅單位作實地考察，以了解有關雙趟門的詳情。

11 FLOOR PLANS OF RESIDENTIAL PROPERTIES IN THE DEVELOPMENT

發展項目的住宅物業的樓面平面圖

TOWER 5
第5座

23/F, 25/F-26/F FLOOR PLAN
23樓、25樓至26樓樓面平面圖



11 FLOOR PLANS OF RESIDENTIAL PROPERTIES IN THE DEVELOPMENT

發展項目的住宅物業的樓面平面圖

TOWER 5 第5座	Floor 樓層	Unit 單位	
		A	B
The thickness of the floor slabs (excluding plaster) of each residential property (mm) 每個住宅物業的樓板(不包括灰泥)的厚度(毫米)	23/F, 25/F-26/F 23樓、25樓 至26樓	150, 200, 225	150, 200, 225
The floor-to-floor height of each residential property (mm) 每個住宅物業的層與層之間的高度(毫米)		3500	3500

The internal areas of the residential properties on the upper floors will generally be slightly larger than those on the lower floors because of the reducing thickness of the structural walls on the upper floors. (Not applicable)

因住宅物業的較高樓層的結構牆的厚度遞減，較高樓層的內部面積，一般比較低樓層的內部面積稍大。(不適用)

Notes:

1. Please refer to Pages 20-21 of this sales brochure for remarks, legend of the terms and abbreviations shown in this floor plan.
2. The dimensions on the floor plans are all structural dimensions in millimeter.
3. Those parts of the residential property marked with “★” have been altered by way of minor works or exempted works under the Buildings Ordinance after completion of the development. The latest condition of the residential property and the descriptions of the alteration works are set out on pages 114 to 115 of this sales brochure.
4. The latest condition of the residential property marked with “#” are set out on pages 114 to 115 of this sales brochure.

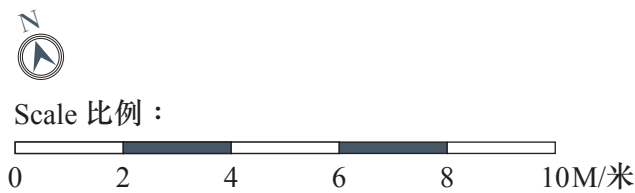
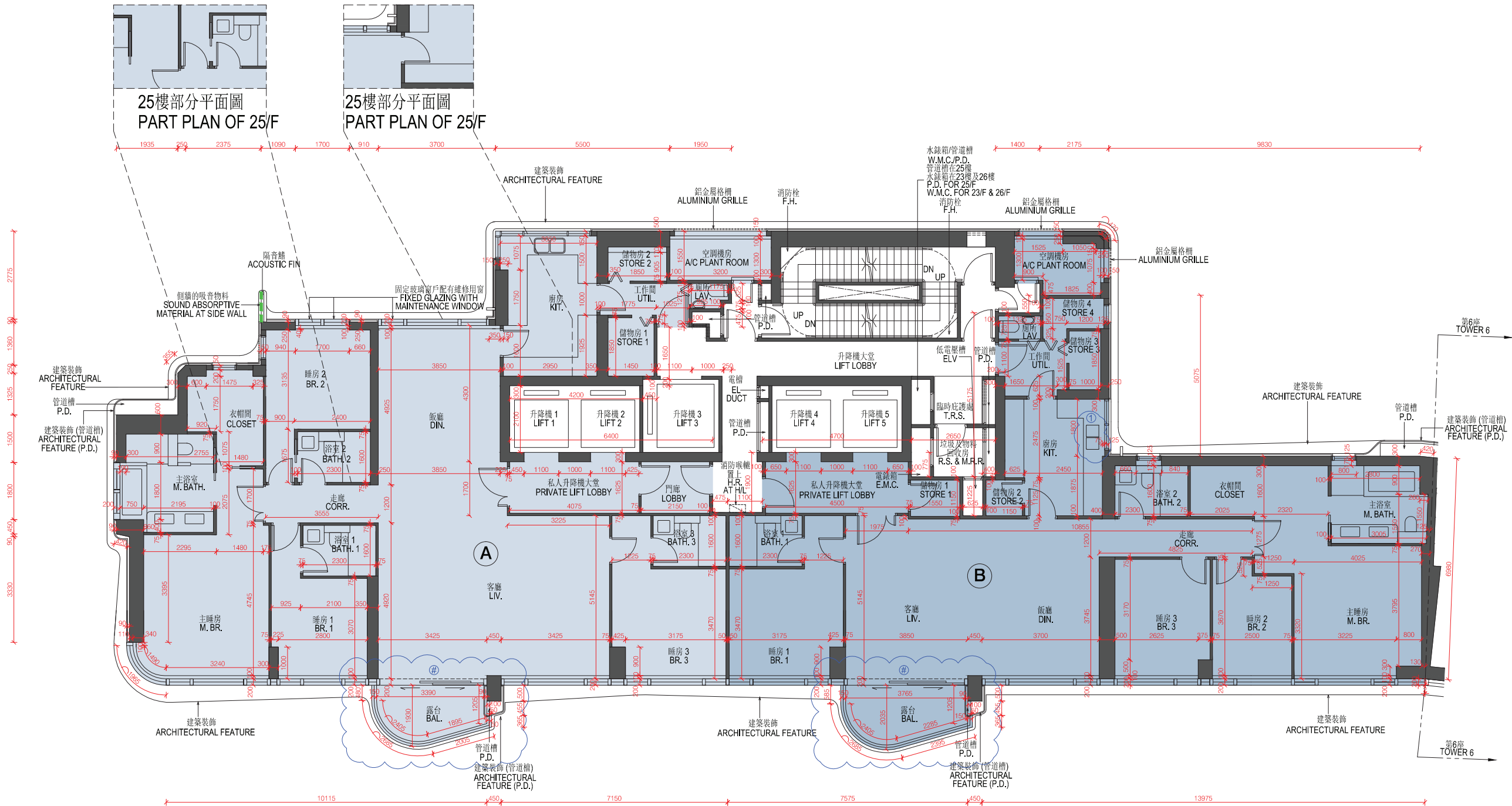
備註：

1. 有關樓面平面圖中顯示之附註，名詞及簡稱請參閱本售樓說明書第20-21頁。
2. 樓面平面圖所列之尺寸為以毫米標示之建築結構尺寸。
3. 住宅物業以「★」標示的部分因在發展項目落成後進行小型工程或獲《建築物條例》豁免的工程而有所改動。有關住宅物業的現狀及改動的描述，請參閱本售樓說明書第114-115頁。
4. 有關住宅物業以「#」標示的部分現狀的描述，請參閱本售樓說明書第114-115頁。

11 FLOOR PLANS OF RESIDENTIAL PROPERTIES IN THE DEVELOPMENT

發展項目的住宅物業的樓面平面圖

TOWER 5 23/F, 25/F-26/F FLOOR PLAN SHOWING LATEST LAYOUT
 第5座 23樓、25樓至26樓現狀樓面平面圖



11 FLOOR PLANS OF RESIDENTIAL PROPERTIES IN THE DEVELOPMENT

發展項目的住宅物業的樓面平面圖

Minor works or exempted works under the Buildings Ordinance made in Unit B on 23/F, 25/F-26/F of Tower 5:

1. The original single sink unit has been replaced by double sink unit.

第5座23樓、25樓至26樓B單位之已完成的小型工程或獲《建築物條例》豁免的工程：

1. 原有廚房單洗滌盆更換為雙洗滌盆。

Note:

1. Please refer to page 114 of the sales brochure in studying items 1 minor works or exempted works under the Building Ordinance made in this unit as indicated with blue wavy line ().
- # The balcony door is a double sliding door. The manner in which the double sliding door is installed at the actual residential property shall prevail. Prospective purchasers are advised to inspect the actual residential property for details of the double sliding door.

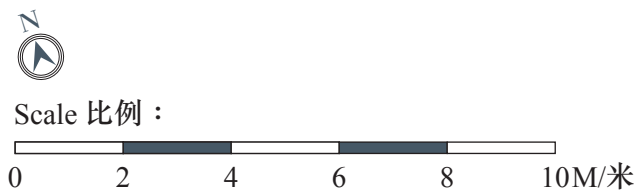
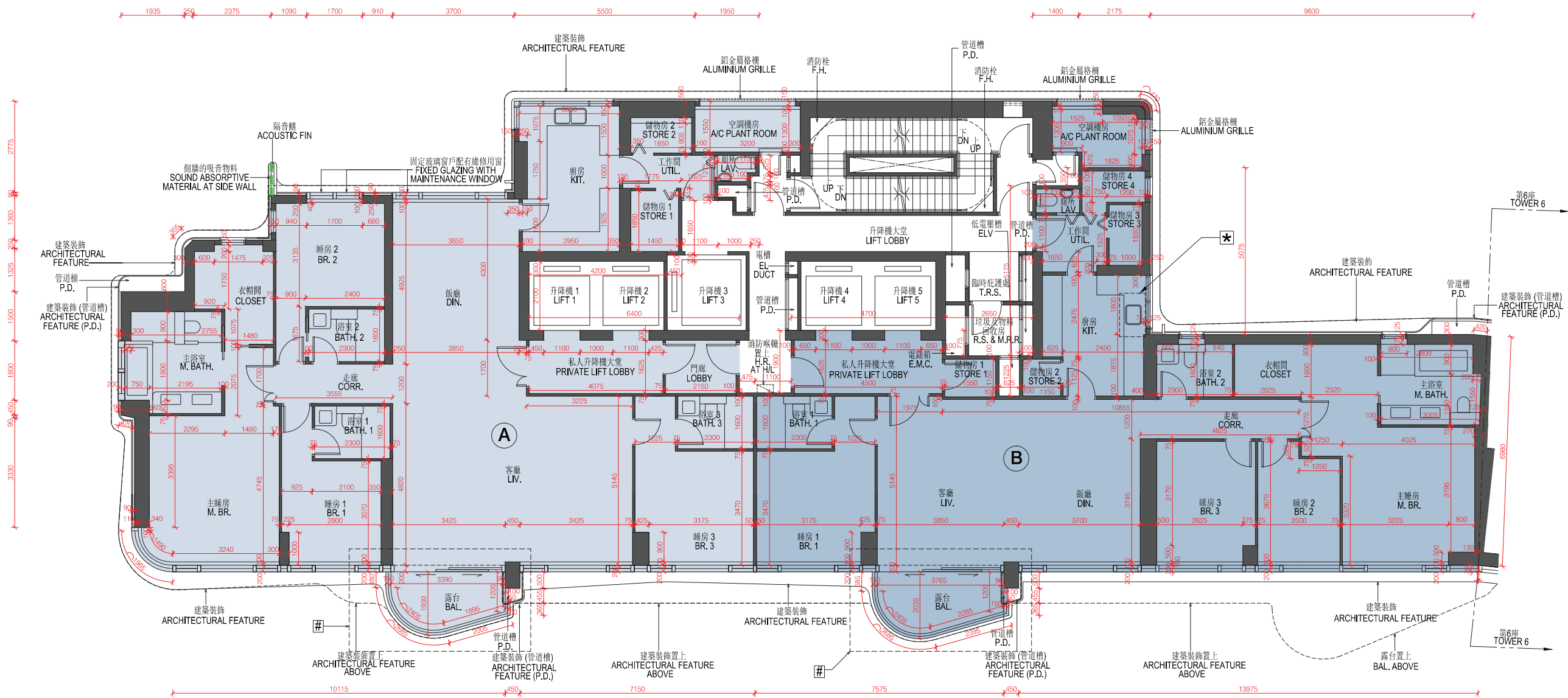
備註：

1. 請參閱本售樓說明書第114頁以協助閱讀本單位以藍色曲線 () 顯示之有關第1項已完成的小型工程或獲《建築物條例》豁免的工程。
- # 露台門為一道雙趟門。雙趟門的安裝方式以住宅單位現場實際情況為準。準買家應到住宅單位作實地考察，以了解有關雙趟門的詳情。

11 FLOOR PLANS OF RESIDENTIAL PROPERTIES IN THE DEVELOPMENT

發展項目的住宅物業的樓面平面圖

TOWER 5 27/F FLOOR PLAN
第5座 27樓樓面平面圖



11 FLOOR PLANS OF RESIDENTIAL PROPERTIES IN THE DEVELOPMENT

發展項目的住宅物業的樓面平面圖

TOWER 5 第5座	Floor 樓層	Unit 單位	
		A	B
The thickness of the floor slabs (excluding plaster) of each residential property (mm) 每個住宅物業的樓板(不包括灰泥)的厚度(毫米)	27/F 27樓	150, 200, 225, 300	150, 200, 225, 300
The floor-to-floor height of each residential property (mm) 每個住宅物業的層與層之間的高度(毫米)		3100, 3150, 3200, 3250, 3300, 3350, 3375, 3400, 3450, 3500, 3600, 3750, 3775, 3850, 3900	3100, 3150, 3350, 3375, 3450, 3500, 3550, 3775, 3850, 3900

The internal areas of the residential properties on the upper floors will generally be slightly larger than those on the lower floors because of the reducing thickness of the structural walls on the upper floors. (Not applicable)

因住宅物業的較高樓層的結構牆的厚度遞減，較高樓層的內部面積，一般比較低樓層的內部面積稍大。(不適用)

Notes:

- Please refer to Pages 20-21 of this sales brochure for remarks, legend of the terms and abbreviations shown in this floor plan.
- The dimensions on the floor plans are all structural dimensions in millimeter.
- Those parts of the residential property marked with “★” have been altered by way of minor works or exempted works under the Buildings Ordinance after completion of the development. The latest condition of the residential property and the descriptions of the alteration works are set out on pages 118 to 119 of this sales brochure.
- The latest condition of the residential property marked with “#” are set out on pages 118 to 119 of this sales brochure.

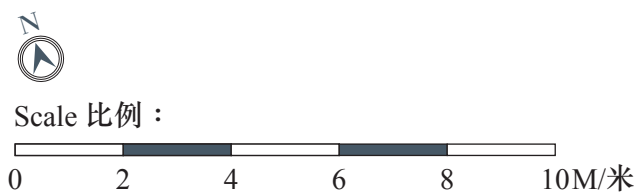
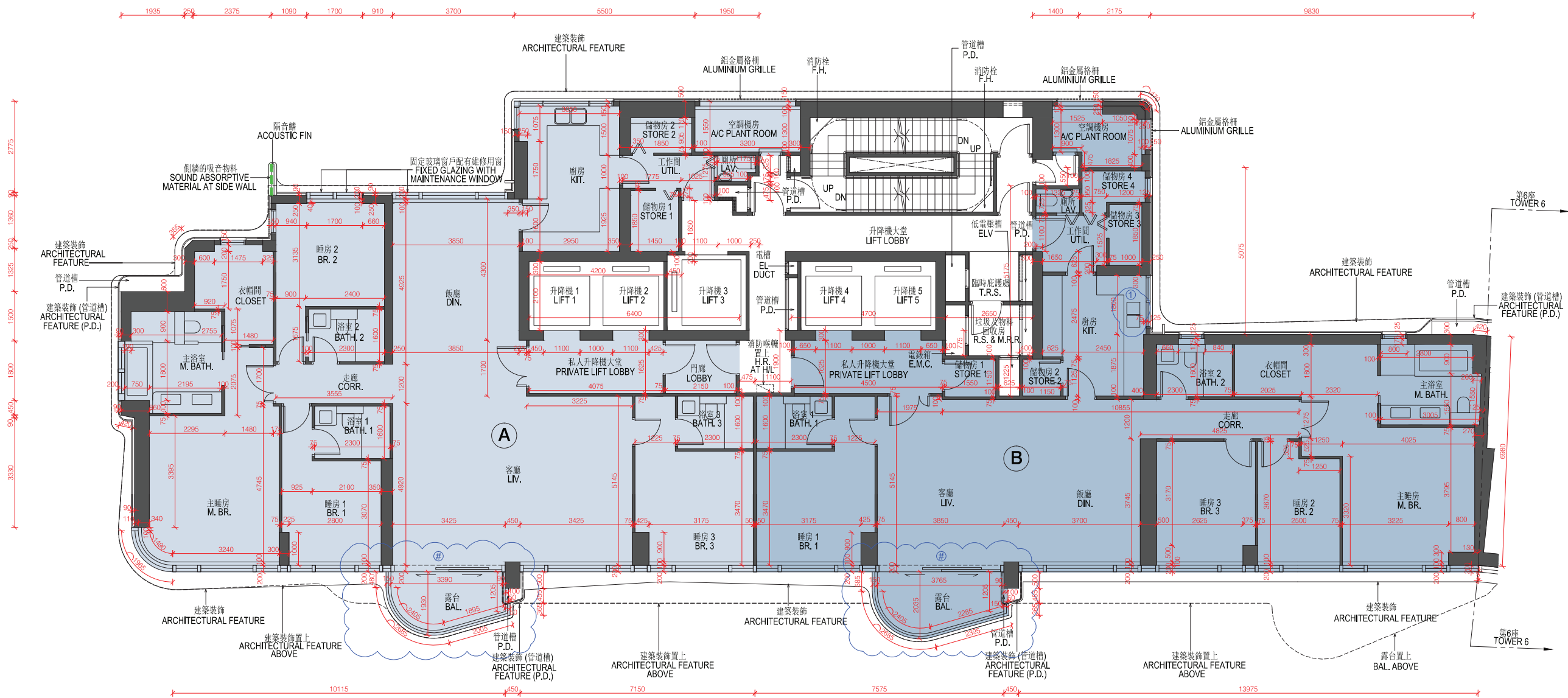
備註：

- 有關樓面平面圖中顯示之附註，名詞及簡稱請參閱本售樓說明書第20-21頁。
- 樓面平面圖所列之尺寸為以毫米標示之建築結構尺寸。
- 住宅物業以「★」標示的部分因在發展項目落成後進行小型工程或獲《建築物條例》豁免的工程而有所改動。有關住宅物業的現狀及改動的描述，請參閱本售樓說明書第118-119頁。
- 有關住宅物業以「#」標示的部分現狀的描述，請參閱本售樓說明書第118-119頁。

11 FLOOR PLANS OF RESIDENTIAL PROPERTIES IN THE DEVELOPMENT

發展項目的住宅物業的樓面平面圖

TOWER 5 27/F FLOOR PLAN SHOWING LATEST LAYOUT
第5座 27樓現狀樓面平面圖



11 FLOOR PLANS OF RESIDENTIAL PROPERTIES IN THE DEVELOPMENT

發展項目的住宅物業的樓面平面圖

Minor works or exempted works under the Buildings Ordinance made in Unit B on 27/F of Tower 5:

1. The original single sink unit has been replaced by double sink unit.

第5座27樓B單位之已完成的小型工程或獲《建築物條例》豁免的工程：

1. 原有廚房單洗滌盆更換為雙洗滌盆。

Note:

1. Please refer to page 118 of the sales brochure in studying items 1 minor works or exempted works under the Building Ordinance made in this unit as indicated with blue wavy line ().
- # The balcony door is a double sliding door. The manner in which the double sliding door is installed at the actual residential property shall prevail. Prospective purchasers are advised to inspect the actual residential property for details of the double sliding door.

備註：

1. 請參閱本售樓說明書第118頁以協助閱讀本單位以藍色曲線 () 顯示之有關第1項已完成的小型工程或獲《建築物條例》豁免的工程。
- # 露台門為一道雙趟門。雙趟門的安裝方式以住宅單位現場實際情況為準。準買家應到住宅單位作實地考察，以了解有關雙趟門的詳情。

11 FLOOR PLANS OF RESIDENTIAL PROPERTIES IN THE DEVELOPMENT

發展項目的住宅物業的樓面平面圖

TOWER 5 第5座	Floor 樓層	Unit A A單位
The thickness of the floor slabs (excluding plaster) of each residential property (mm) 每個住宅物業的樓板(不包括灰泥)的厚度(毫米)	28/F 28樓	150, 200, 225, 300
The floor-to-floor height of each residential property (mm) 每個住宅物業的層與層之間的高度(毫米)		2310, 3100, 3150, 3200, 3250, 3350, 3400, 3450, 3500, 3550, 3600, 3650, 3700, 3750, 3800, 3850, 3900

The internal areas of the residential properties on the upper floors will generally be slightly larger than those on the lower floors because of the reducing thickness of the structural walls on the upper floors. (Not applicable)

因住宅物業的較高樓層的結構牆的厚度遞減，較高樓層的內部面積，一般比較低樓層的內部面積稍大。(不適用)

Notes:

1. Please refer to Pages 20-21 of this sales brochure for remarks, legend of the terms and abbreviations shown in this floor plan.
2. The dimensions on the floor plans are all structural dimensions in millimeter.

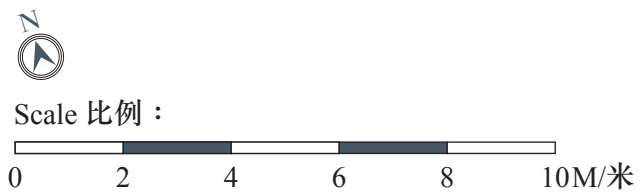
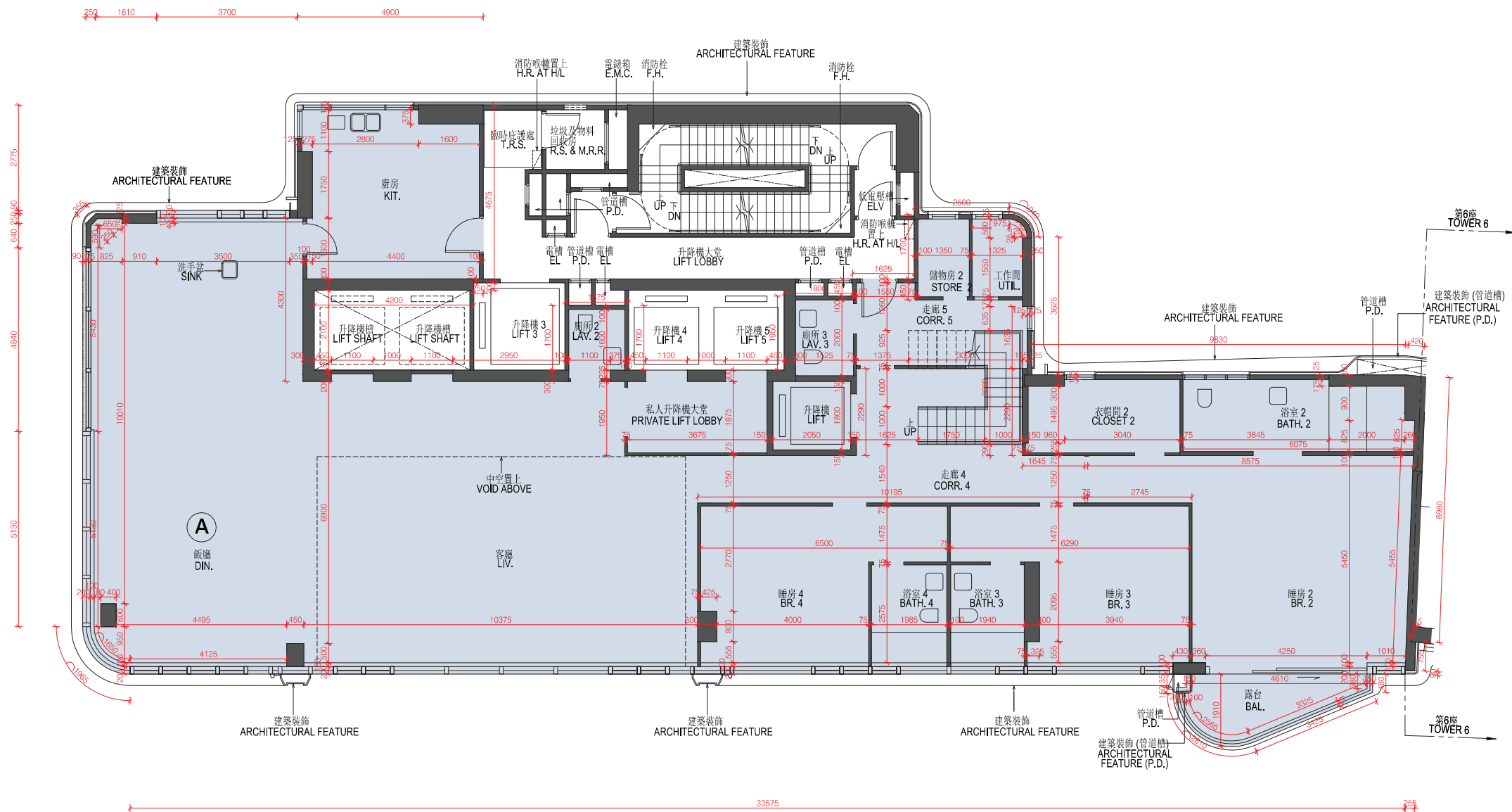
備註：

1. 有關樓面平面圖中顯示之附註，名詞及簡稱請參閱本售樓說明書第20-21頁。
2. 樓面平面圖所列之尺寸為以毫米標示之建築結構尺寸。

11 FLOOR PLANS OF RESIDENTIAL PROPERTIES IN THE DEVELOPMENT

發展項目的住宅物業的樓面平面圖

TOWER 5 29/F FLOOR PLAN
第5座 29樓樓面平面圖



11 FLOOR PLANS OF RESIDENTIAL PROPERTIES IN THE DEVELOPMENT

發展項目的住宅物業的樓面平面圖

TOWER 5 第5座	Floor 樓層	Unit A A單位
The thickness of the floor slabs (excluding plaster) of each residential property (mm) 每個住宅物業的樓板(不包括灰泥)的厚度(毫米)	29/F 29樓	150, 200, 225, 250, 300
The floor-to-floor height of each residential property (mm) 每個住宅物業的層與層之間的高度(毫米)		3100, 3250, 3350, 3400, 3500, 3600, 3750, 3800, 3850, 3900, 6750, 6800

The internal areas of the residential properties on the upper floors will generally be slightly larger than those on the lower floors because of the reducing thickness of the structural walls on the upper floors. (Not applicable)

因住宅物業的較高樓層的結構牆的厚度遞減，較高樓層的內部面積，一般比較低樓層的內部面積稍大。(不適用)

Notes:

1. Please refer to Pages 20-21 of this sales brochure for remarks, legend of the terms and abbreviations shown in this floor plan.
2. The dimensions on the floor plans are all structural dimensions in millimeter.

備註：

1. 有關樓面平面圖中顯示之附註，名詞及簡稱請參閱本售樓說明書第20-21頁。
2. 樓面平面圖所列之尺寸為以毫米標示之建築結構尺寸。

11 FLOOR PLANS OF RESIDENTIAL PROPERTIES IN THE DEVELOPMENT

發展項目的住宅物業的樓面平面圖

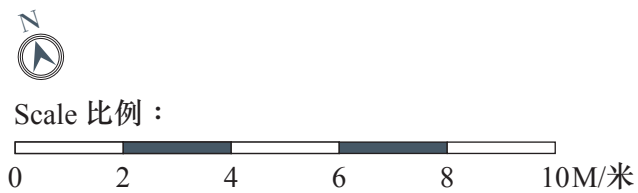
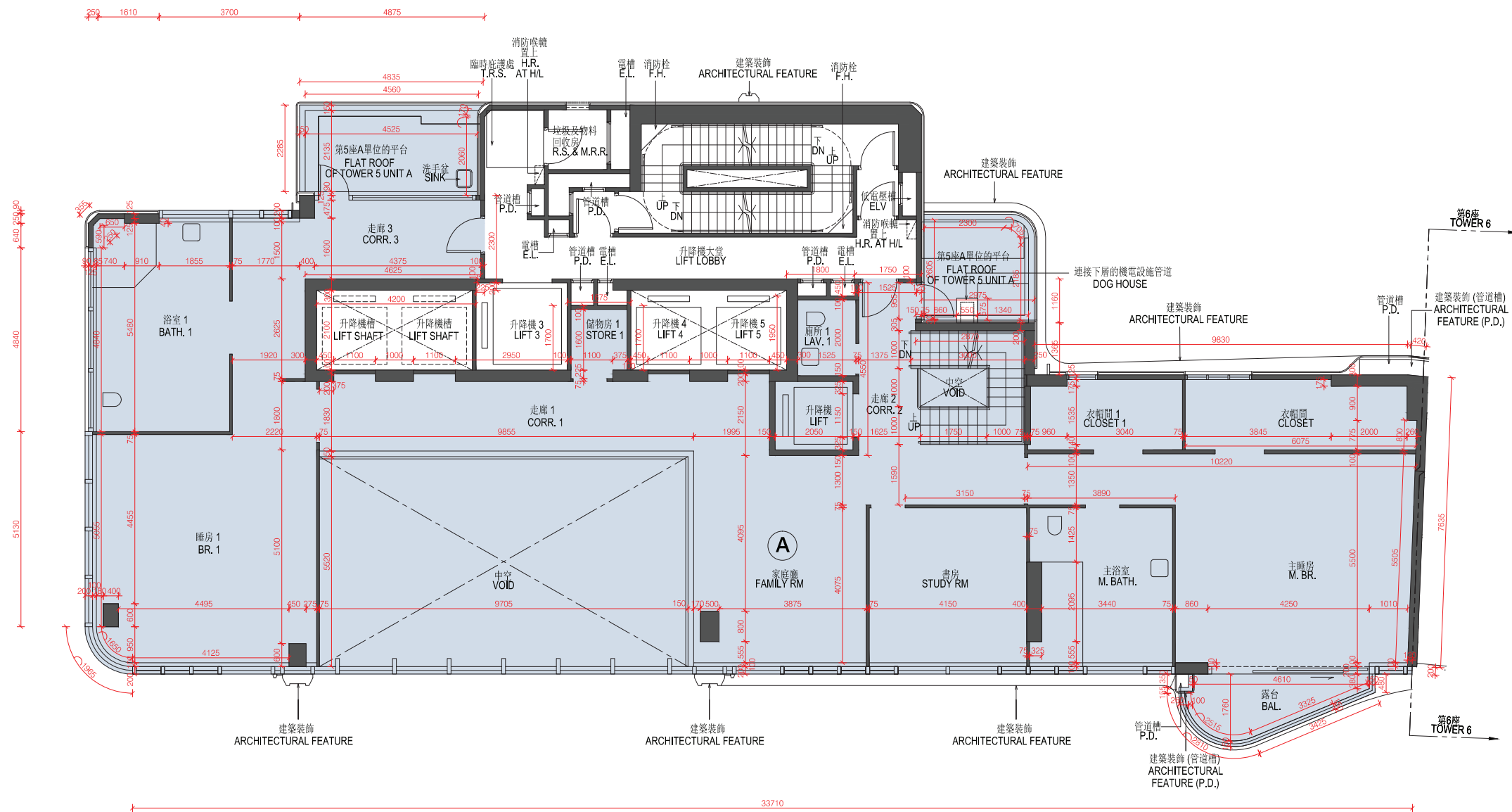
TOWER 5 30/F FLOOR PLAN
第5座 30樓樓面平面圖

Remark:

The size of the "VOID" area forming part of Unit A on 29/F & 30/F (duplex) of Tower 5 is 44.449 square meters, and exemption from the calculation of the gross floor area has been granted by the Building Authority in respect of the "VOID" area.

註：

構成第5座29樓及30樓(複式)A單位一部分的「中空」範圍的尺寸為44.449平方米，而建築事務監督已就「中空」範圍批准豁免計入總樓面面積。



11 FLOOR PLANS OF RESIDENTIAL PROPERTIES IN THE DEVELOPMENT

發展項目的住宅物業的樓面平面圖

TOWER 5 第5座	Floor 樓層	Unit A A單位
The thickness of the floor slabs (excluding plaster) of each residential property (mm) 每個住宅物業的樓板(不包括灰泥)的厚度(毫米)	30/F 30樓	150, 200, 250, 300
The floor-to-floor height of each residential property (mm) 每個住宅物業的層與層之間的高度(毫米)		3150, 3250, 3300, 3500, 3900

The internal areas of the residential properties on the upper floors will generally be slightly larger than those on the lower floors because of the reducing thickness of the structural walls on the upper floors. (Not applicable)

因住宅物業的較高樓層的結構牆的厚度遞減，較高樓層的內部面積，一般比較低樓層的內部面積稍大。(不適用)

Notes:

1. Please refer to Pages 20-21 of this sales brochure for remarks, legend of the terms and abbreviations shown in this floor plan.
2. The dimensions on the floor plans are all structural dimensions in millimeter.

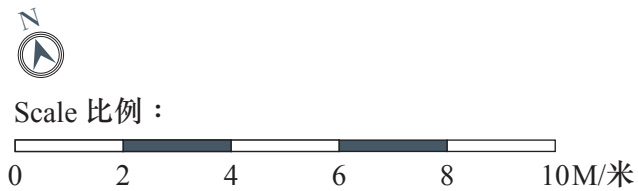
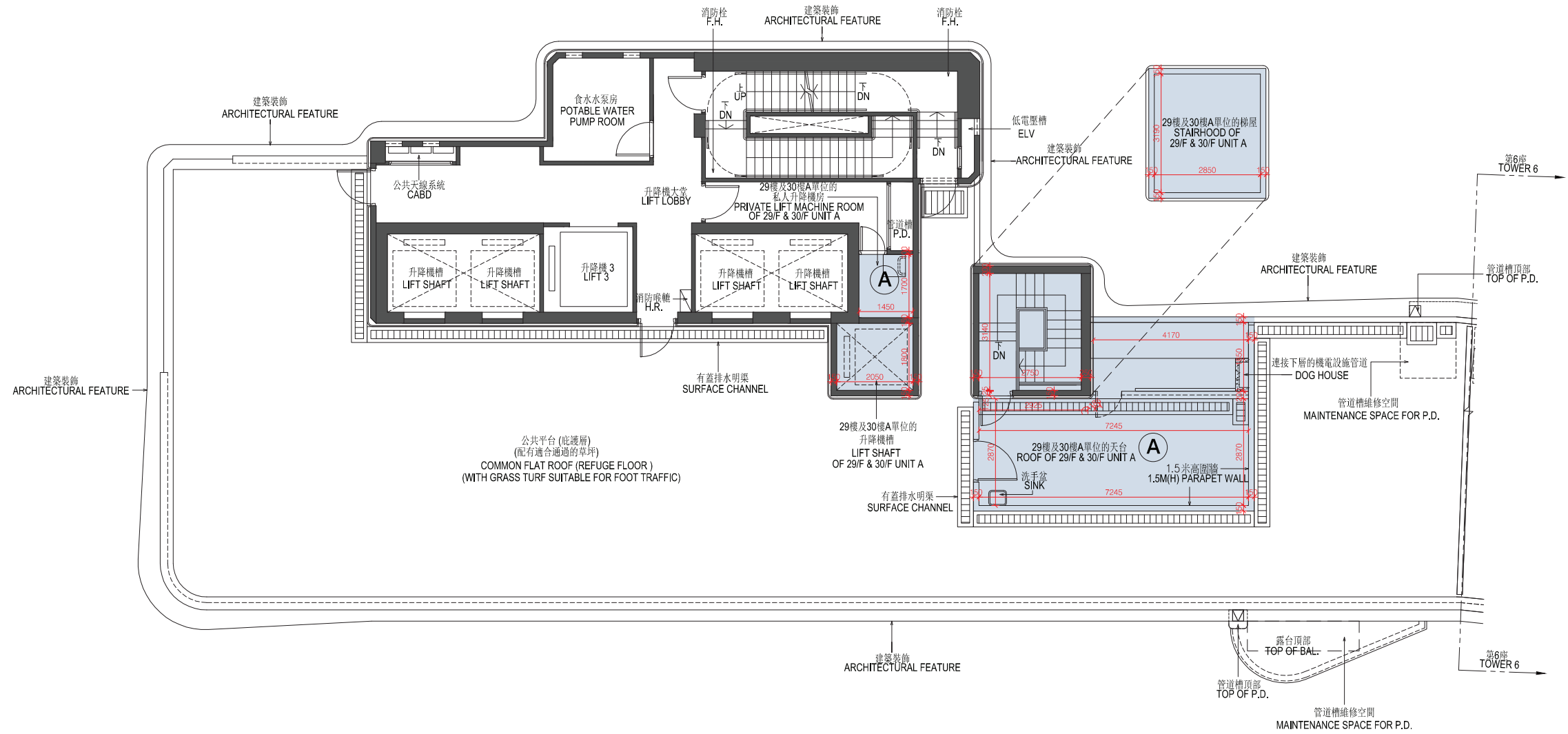
備註：

1. 有關樓面平面圖中顯示之附註，名詞及簡稱請參閱本售樓說明書第20-21頁。
2. 樓面平面圖所列之尺寸為以毫米標示之建築結構尺寸。

11 FLOOR PLANS OF RESIDENTIAL PROPERTIES IN THE DEVELOPMENT

發展項目的住宅物業的樓面平面圖

TOWER 5 第5座 ROOF FLOOR PLAN 天台樓面平面圖



11 FLOOR PLANS OF RESIDENTIAL PROPERTIES IN THE DEVELOPMENT

發展項目的住宅物業的樓面平面圖

TOWER 5 第5座	Floor 樓層	Unit A A單位
The thickness of the floor slabs (excluding plaster) of each residential property (mm) 每個住宅物業的樓板(不包括灰泥)的厚度(毫米)	Roof 天台	150, 200
The floor-to-floor height of each residential property (mm) 每個住宅物業的層與層之間的高度(毫米)		2650, 3250

The internal areas of the residential properties on the upper floors will generally be slightly larger than those on the lower floors because of the reducing thickness of the structural walls on the upper floors. (Not applicable)

因住宅物業的較高樓層的結構牆的厚度遞減，較高樓層的內部面積，一般比較低樓層的內部面積稍大。(不適用)

Notes:

1. Please refer to Pages 20-21 of this sales brochure for remarks, legend of the terms and abbreviations shown in this floor plan.
2. The dimensions on the floor plans are all structural dimensions in millimeter.

備註：

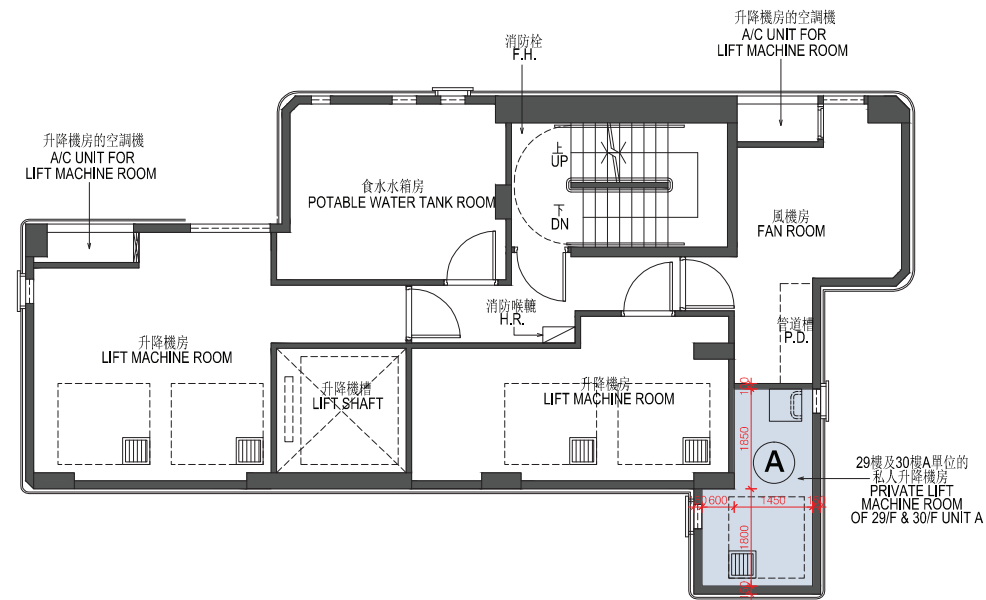
1. 有關樓面平面圖中顯示之附註，名詞及簡稱請參閱本售樓說明書第20-21頁。
2. 樓面平面圖所列之尺寸為以毫米標示之建築結構尺寸。

11 FLOOR PLANS OF RESIDENTIAL PROPERTIES IN THE DEVELOPMENT

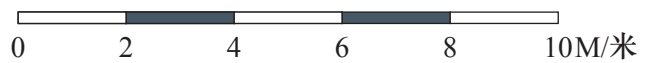
發展項目的住宅物業的樓面平面圖

TOWER 5
第5座

LIFT MACHINE ROOM FLOOR PLAN
升降機房平面圖



Scale 比例 :



11 FLOOR PLANS OF RESIDENTIAL PROPERTIES IN THE DEVELOPMENT

發展項目的住宅物業的樓面平面圖

TOWER 5 第5座	Floor 樓層	Unit A A單位
The thickness of the floor slabs (excluding plaster) of each residential property (mm) 每個住宅物業的樓板(不包括灰泥)的厚度(毫米)	Lift Machine Room 升降機房	150, 250
The floor-to-floor height of each residential property (mm) 每個住宅物業的層與層之間的高度(毫米)		3050

The internal areas of the residential properties on the upper floors will generally be slightly larger than those on the lower floors because of the reducing thickness of the structural walls on the upper floors. (Not applicable)

因住宅物業的較高樓層的結構牆的厚度遞減，較高樓層的內部面積，一般比較低樓層的內部面積稍大。(不適用)

Notes:

1. Please refer to Pages 20-21 of this sales brochure for remarks, legend of the terms and abbreviations shown in this floor plan.
2. The dimensions on the floor plans are all structural dimensions in millimeter.

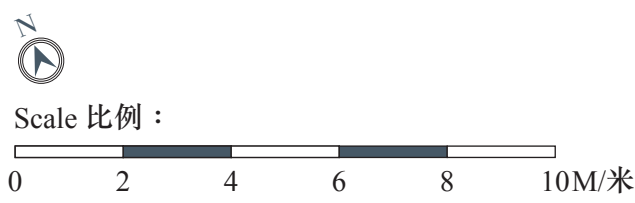
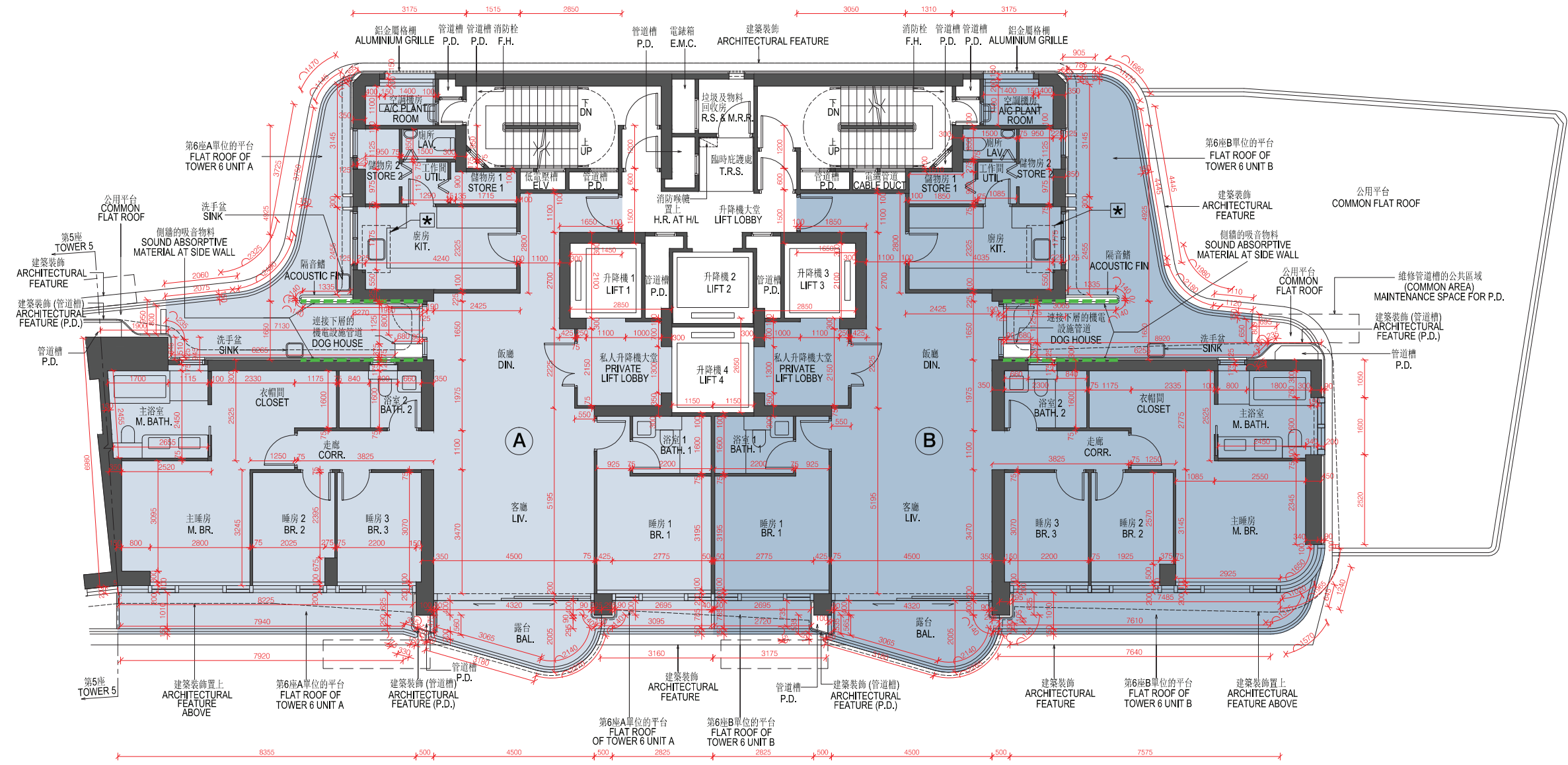
備註：

1. 有關樓面平面圖中顯示之附註，名詞及簡稱請參閱本售樓說明書第20-21頁。
2. 樓面平面圖所列之尺寸為以毫米標示之建築結構尺寸。

11 FLOOR PLANS OF RESIDENTIAL PROPERTIES IN THE DEVELOPMENT

發展項目的住宅物業的樓面平面圖

TOWER 6 1/F FLOOR PLAN
第6座 1樓樓面平面圖



11 FLOOR PLANS OF RESIDENTIAL PROPERTIES IN THE DEVELOPMENT

發展項目的住宅物業的樓面平面圖

TOWER 6 第6座	Floor 樓層	Unit 單位	
		A	B
The thickness of the floor slabs (excluding plaster) of each residential property (mm) 每個住宅物業的樓板(不包括灰泥)的厚度(毫米)	1/F 1樓	150, 200	150, 200
The floor-to-floor height of each residential property (mm) 每個住宅物業的層與層之間的高度(毫米)		3500, 3550, 3625, 3900, 3950, 4025, 4300	3150, 3500, 3900, 3950, 4025, 4050, 4300

The internal areas of the residential properties on the upper floors will generally be slightly larger than those on the lower floors because of the reducing thickness of the structural walls on the upper floors. (Not applicable)

因住宅物業的較高樓層的結構牆的厚度遞減，較高樓層的內部面積，一般比較低樓層的內部面積稍大。(不適用)

Notes:

1. Please refer to Pages 20-21 of this sales brochure for remarks, legend of the terms and abbreviations shown in this floor plan.
2. The dimensions on the floor plans are all structural dimensions in millimeter.
3. Those parts of the residential property marked with “★” have been altered by way of minor works or exempted works under the Buildings Ordinance after completion of the development. The latest condition of the residential property and the descriptions of the alteration works are set out on pages 132 to 133 of this sales brochure.

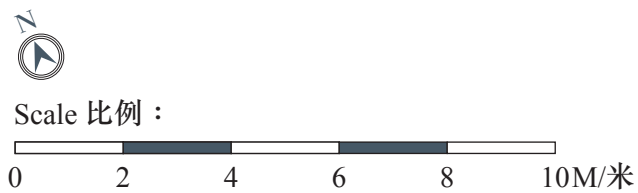
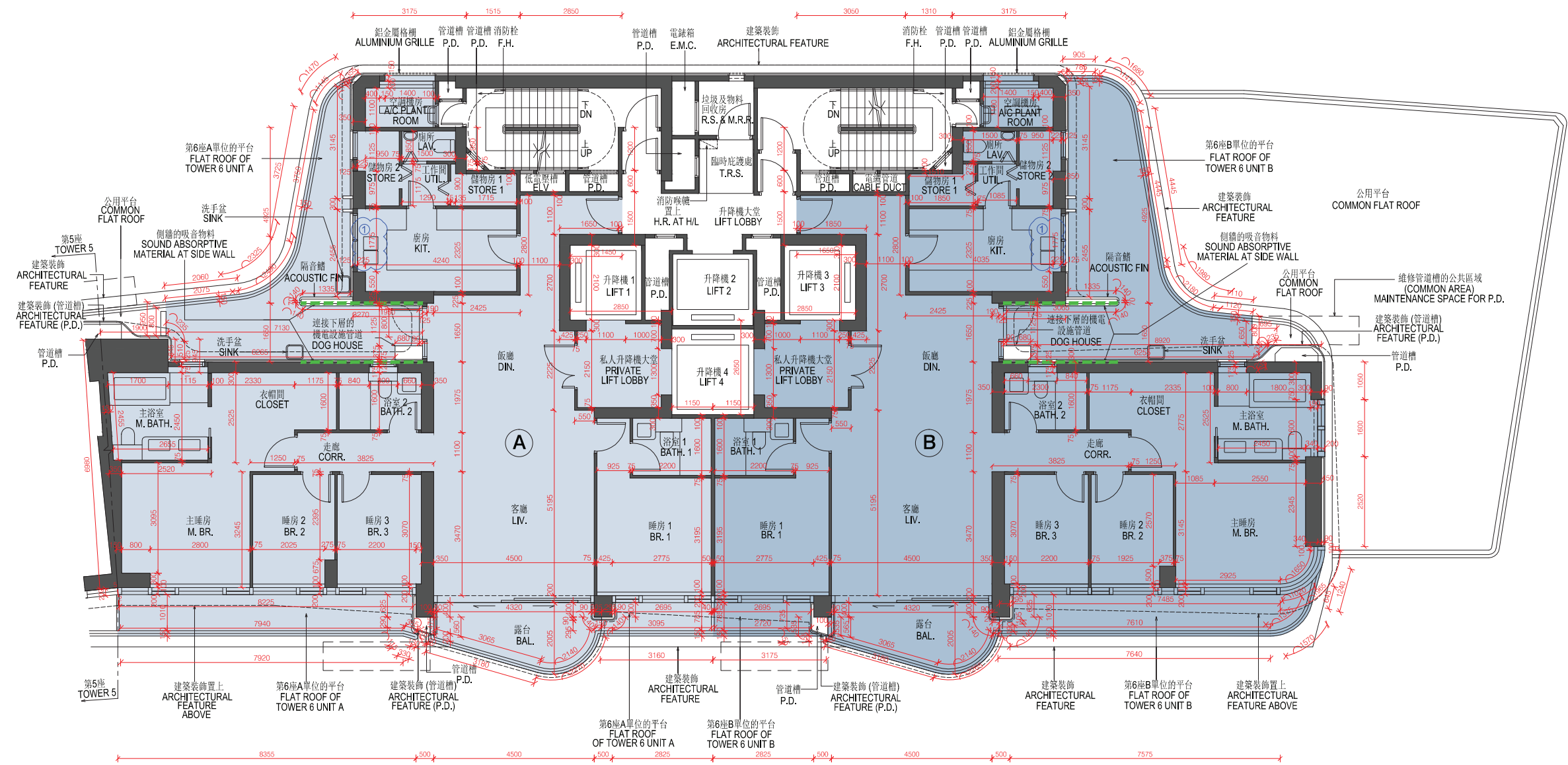
備註：

1. 有關樓面平面圖中顯示之附註，名詞及簡稱請參閱本售樓說明書第20-21頁。
2. 樓面平面圖所列之尺寸為以毫米標示之建築結構尺寸。
3. 住宅物業以「★」標示的部分因在發展項目落成後進行小型工程或獲《建築物條例》豁免的工程而有所改動。有關住宅物業的現狀及改動的描述，請參閱本售樓說明書第132-133頁。

11 FLOOR PLANS OF RESIDENTIAL PROPERTIES IN THE DEVELOPMENT

發展項目的住宅物業的樓面平面圖

TOWER 6 UNIT A & B ON 1/F FLOOR PLAN SHOWING LATEST LAYOUT
第6座 1樓A及B單位現狀樓面平面圖



11 FLOOR PLANS OF RESIDENTIAL PROPERTIES IN THE DEVELOPMENT

發展項目的住宅物業的樓面平面圖

Minor works or exempted works under the Buildings Ordinance made in Unit A & B on 1/F of Tower 6:

1. The original single sink unit has been replaced by double sink unit.

第6座1樓A及B單位之已完成的小型工程或獲《建築物條例》豁免的工程：

1. 原有廚房單洗滌盆更換為雙洗滌盆。

Note:

1. Please refer to page 132 of the sales brochure in studying items 1 minor works or exempted works under the Building Ordinance made in this unit as indicated with blue wavy line (☁️).

備註：

1. 請參閱本售樓說明書第132頁以協助閱讀本單位以藍色曲線(☁️)顯示之有關第1項已完成的小型工程或獲《建築物條例》豁免的工程。

11 FLOOR PLANS OF RESIDENTIAL PROPERTIES IN THE DEVELOPMENT

發展項目的住宅物業的樓面平面圖

TOWER 6 第6座	Floor 樓層	Unit 單位	
		A	B
The thickness of the floor slabs (excluding plaster) of each residential property (mm) 每個住宅物業的樓板(不包括灰泥)的厚度(毫米)	2/F-3/F, 5/F-12/F, 15/F, 16/F, 18/F-23/F, 25/F-27/F	150, 200	150, 200
The floor-to-floor height of each residential property (mm) 每個住宅物業的層與層之間的高度(毫米)	2樓至3樓、 5樓至12樓、 15樓、16樓、 18樓至23樓、 25樓至27樓	3500	3500

The internal areas of the residential properties on the upper floors will generally be slightly larger than those on the lower floors because of the reducing thickness of the structural walls on the upper floors. (Not applicable)

因住宅物業的較高樓層的結構牆的厚度遞減，較高樓層的內部面積，一般比較低樓層的內部面積稍大。(不適用)

Notes:

1. Please refer to Pages 20-21 of this sales brochure for remarks, legend of the terms and abbreviations shown in this floor plan.
2. The dimensions on the floor plans are all structural dimensions in millimeter.
3. Those parts of the residential property marked with “★” have been altered by way of minor works or exempted works under the Buildings Ordinance after completion of the development. The latest condition of the residential property and the descriptions of the alteration works are set out on pages 136 to 137 of this sales brochure.

備註：

1. 有關樓面平面圖中顯示之附註，名詞及簡稱請參閱本售樓說明書第20-21頁。
2. 樓面平面圖所列之尺寸為以毫米標示之建築結構尺寸。
3. 住宅物業以「★」標示的部分因在發展項目落成後進行小型工程或獲《建築物條例》豁免的工程而有所改動。有關住宅物業的現狀及改動的描述，請參閱本售樓說明書第136-137頁。

11 FLOOR PLANS OF RESIDENTIAL PROPERTIES IN THE DEVELOPMENT

發展項目的住宅物業的樓面平面圖

Minor works or exempted works under the Buildings Ordinance made in Unit A & B on 2/F-3/F, 5/F-12/F, 15/F, 16/F, 18/F-23/F, 25/F-27/F of Tower 6:

1. The original single sink unit has been replaced by double sink unit.

第6座2樓至3樓、5樓至12樓、15樓、16樓、18樓至23樓、25樓至27樓A及B單位之已完成的小型工程或獲《建築物條例》豁免的工程：

1. 原有廚房單洗滌盆更換為雙洗滌盆。

Note:

1. Please refer to page 136 of the sales brochure in studying items 1 minor works or exempted works under the Building Ordinance made in this unit as indicated with blue wavy line (☁️).

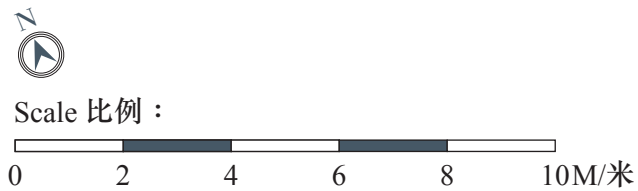
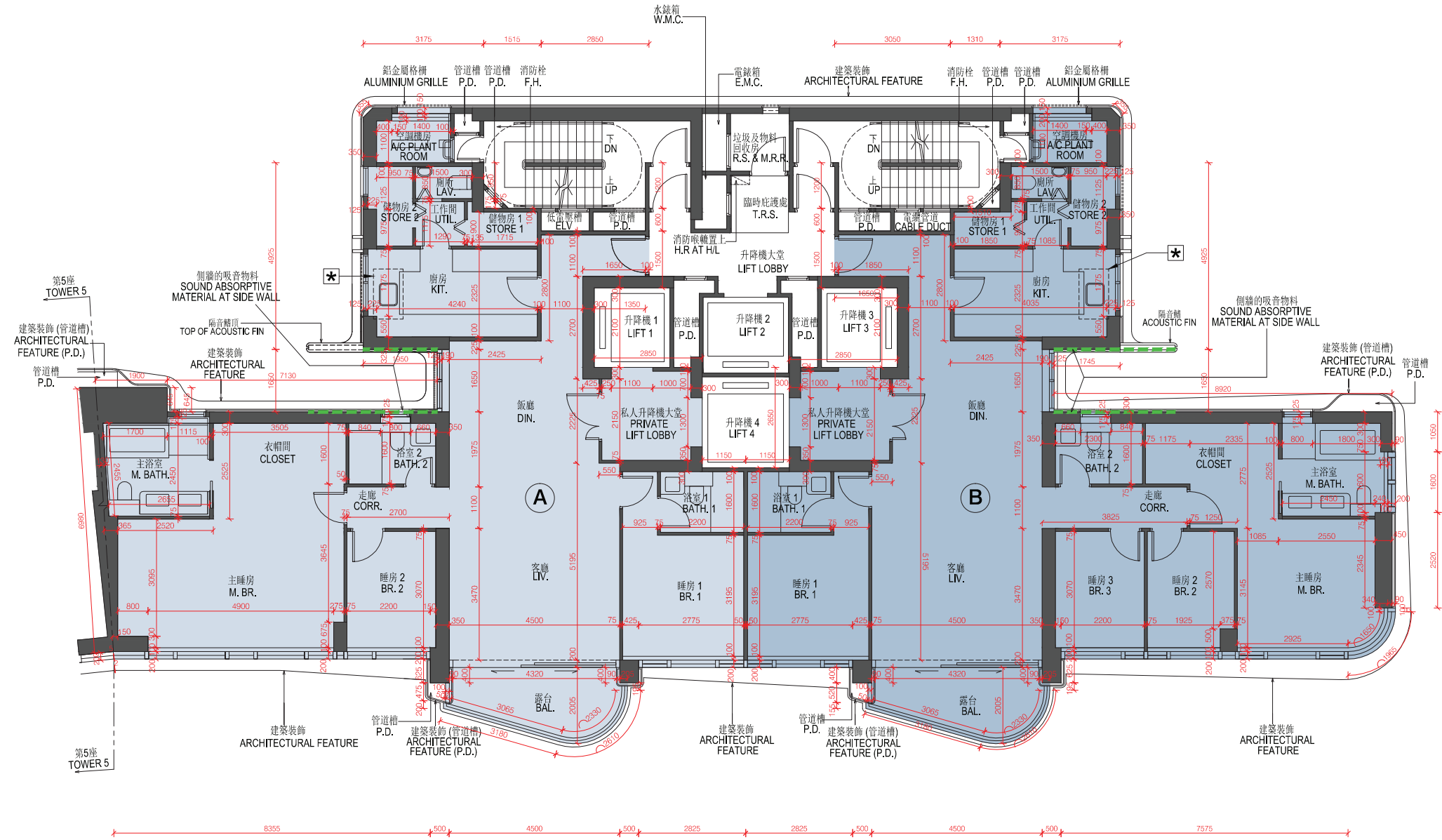
備註：

1. 請參閱本售樓說明書第136頁以協助閱讀本單位以藍色曲線(☁️)顯示之有關第1項已完成的小型工程或獲《建築物條例》豁免的工程。

11 FLOOR PLANS OF RESIDENTIAL PROPERTIES IN THE DEVELOPMENT

發展項目的住宅物業的樓面平面圖

TOWER 6 17/F FLOOR PLAN
第6座 17樓樓面平面圖



11 FLOOR PLANS OF RESIDENTIAL PROPERTIES IN THE DEVELOPMENT

發展項目的住宅物業的樓面平面圖

TOWER 6 第6座	Floor 樓層	Unit 單位	
		A	B
The thickness of the floor slabs (excluding plaster) of each residential property (mm) 每個住宅物業的樓板(不包括灰泥)的厚度(毫米)	17/F 17樓	150, 200	150, 200
The floor-to-floor height of each residential property (mm) 每個住宅物業的層與層之間的高度(毫米)		3500	3500

The internal areas of the residential properties on the upper floors will generally be slightly larger than those on the lower floors because of the reducing thickness of the structural walls on the upper floors. (Not applicable)

因住宅物業的較高樓層的結構牆的厚度遞減，較高樓層的內部面積，一般比較低樓層的內部面積稍大。(不適用)

Notes:

1. Please refer to Pages 20-21 of this sales brochure for remarks, legend of the terms and abbreviations shown in this floor plan.
2. The dimensions on the floor plans are all structural dimensions in millimeter.
3. Those parts of the residential property marked with “★” have been altered by way of minor works or exempted works under the Buildings Ordinance after completion of the development. The latest condition of the residential property and the descriptions of the alteration works are set out on pages 140 to 141 of this sales brochure.

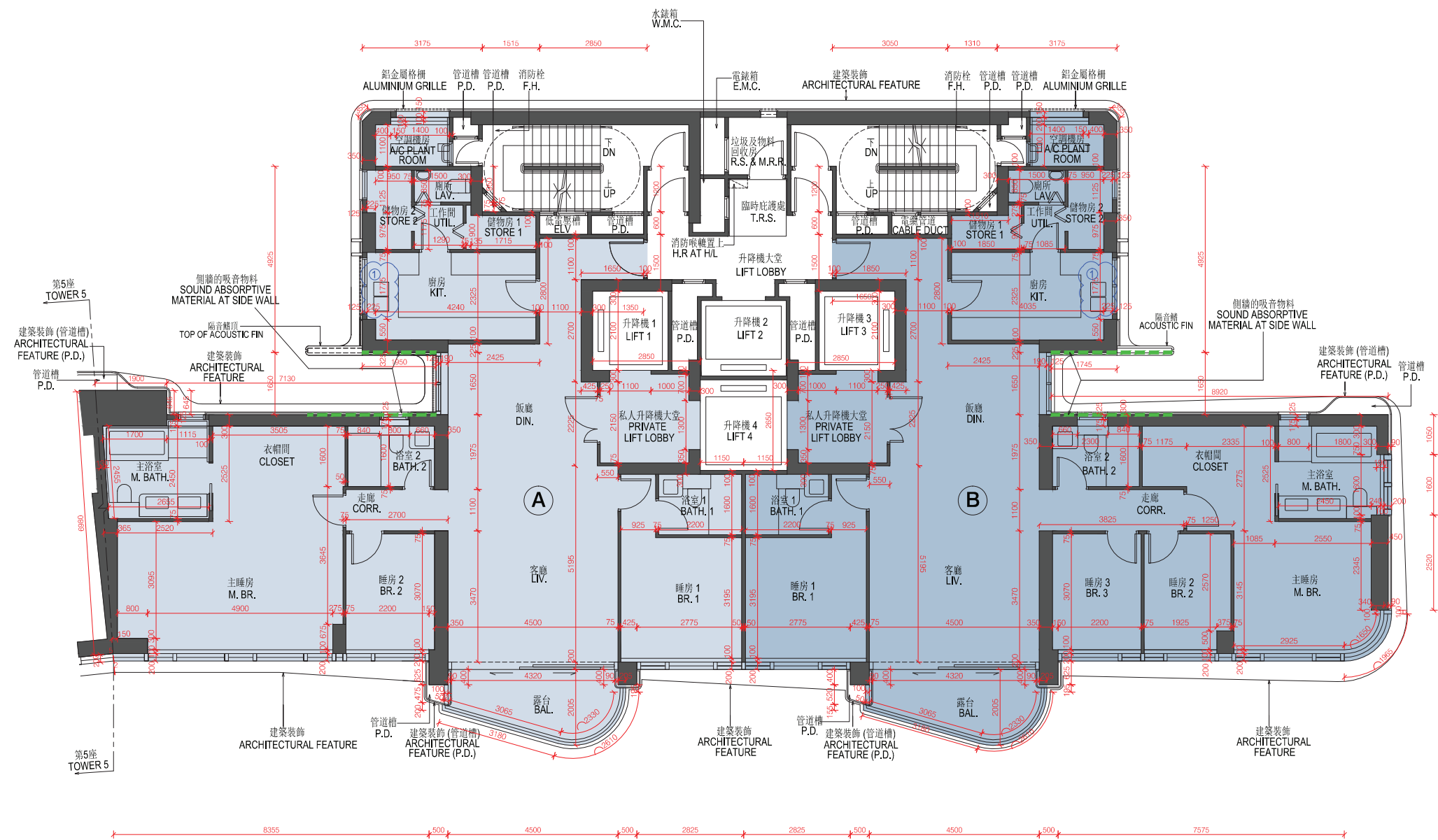
備註：

1. 有關樓面平面圖中顯示之附註，名詞及簡稱請參閱本售樓說明書第20-21頁。
2. 樓面平面圖所列之尺寸為以毫米標示之建築結構尺寸。
3. 住宅物業以「★」標示的部分因在發展項目落成後進行小型工程或獲《建築物條例》豁免的工程而有所改動。有關住宅物業的現狀及改動的描述，請參閱本售樓說明書第140-141頁。

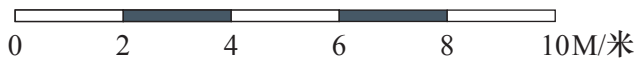
11 FLOOR PLANS OF RESIDENTIAL PROPERTIES IN THE DEVELOPMENT

發展項目的住宅物業的樓面平面圖

TOWER 6 UNIT A & B ON 17/F FLOOR PLAN SHOWING LATEST LAYOUT
第6座 17樓A及B單位現狀樓面平面圖



Scale 比例 :



11 FLOOR PLANS OF RESIDENTIAL PROPERTIES IN THE DEVELOPMENT

發展項目的住宅物業的樓面平面圖

Minor works or exempted works under the Buildings Ordinance made in Unit A & B on 17/F of Tower 6:

1. The original single sink unit has been replaced by double sink unit.

第6座17樓A及B單位之已完成的小型工程或獲《建築物條例》豁免的工程：

1. 原有廚房單洗滌盆更換為雙洗滌盆。

Note:

1. Please refer to page 140 of the sales brochure in studying items 1 minor works or exempted works under the Building Ordinance made in this unit as indicated with blue wavy line (☁️).

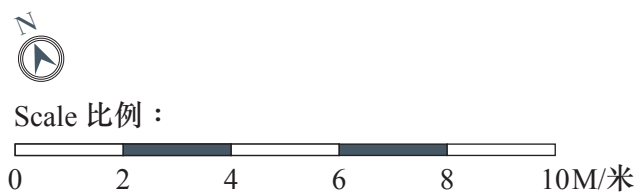
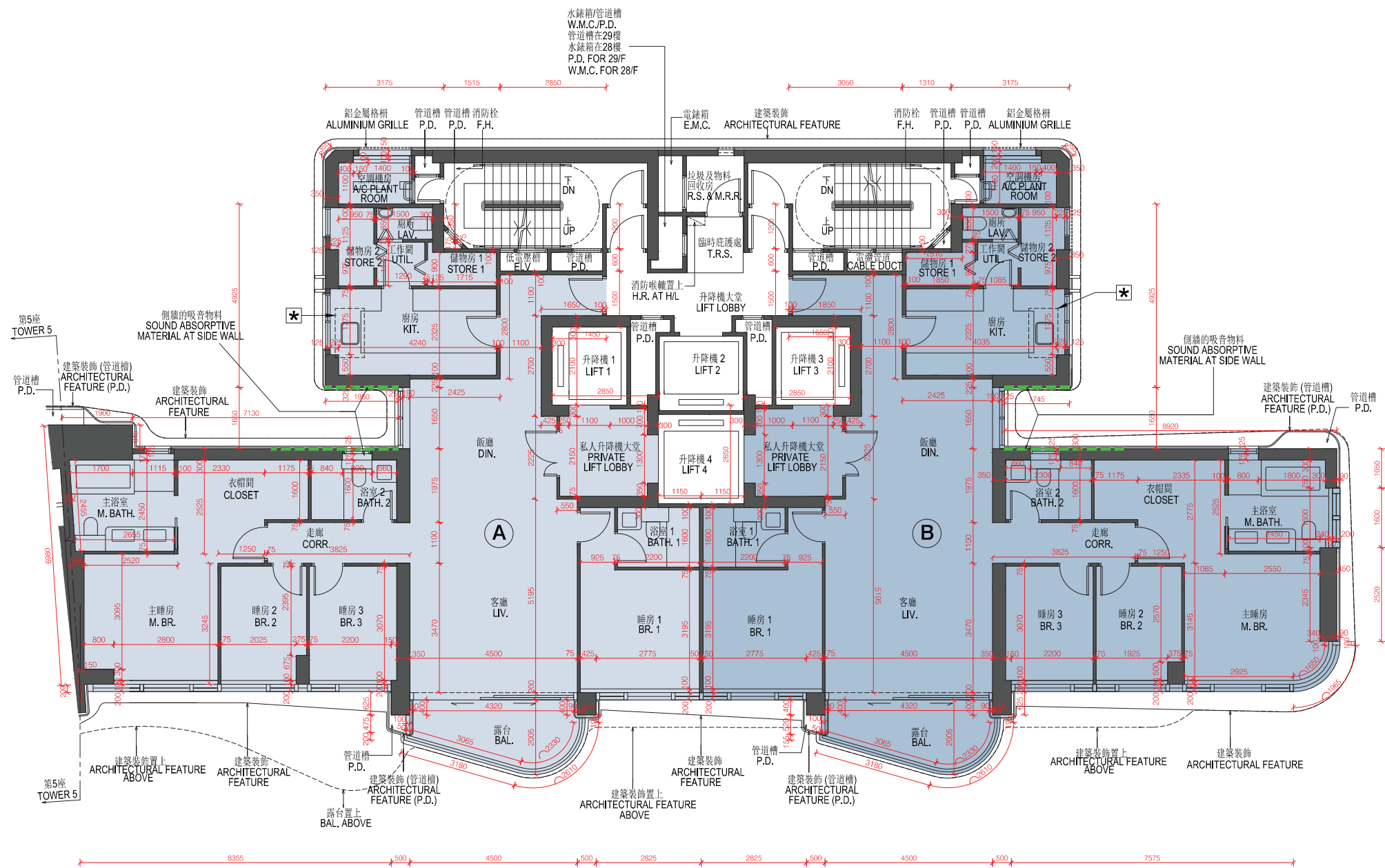
備註：

1. 請參閱本售樓說明書第140頁以協助閱讀本單位以藍色曲線(☁️)顯示之有關第1項已完成的小型工程或獲《建築物條例》豁免的工程。

11 FLOOR PLANS OF RESIDENTIAL PROPERTIES IN THE DEVELOPMENT

發展項目的住宅物業的樓面平面圖

TOWER 6 28/F-29/F FLOOR PLAN
第6座 28樓至29樓樓面平面圖



11 FLOOR PLANS OF RESIDENTIAL PROPERTIES IN THE DEVELOPMENT

發展項目的住宅物業的樓面平面圖

TOWER 6 第6座	Floor 樓層	Unit 單位	
		A	B
The thickness of the floor slabs (excluding plaster) of each residential property (mm) 每個住宅物業的樓板(不包括灰泥)的厚度(毫米)	28/F-29/F 28樓至29樓	150, 200, 225, 300	150, 200, 300
The floor-to-floor height of each residential property (mm) 每個住宅物業的層與層之間的高度(毫米)		3100, 3150, 3375, 3500, 3550, 3775, 3850, 3900	3100, 3150, 3200, 3300, 3350, 3400, 3425, 3450, 3500, 3700, 3750, 3775, 3850, 3900

The internal areas of the residential properties on the upper floors will generally be slightly larger than those on the lower floors because of the reducing thickness of the structural walls on the upper floors. (Not applicable)

因住宅物業的較高樓層的結構牆的厚度遞減，較高樓層的內部面積，一般比較低樓層的內部面積稍大。(不適用)

Notes:

1. Please refer to Pages 20-21 of this sales brochure for remarks, legend of the terms and abbreviations shown in this floor plan.
2. The dimensions on the floor plans are all structural dimensions in millimeter.
3. Those parts of the residential property marked with “★” have been altered by way of minor works or exempted works under the Buildings Ordinance after completion of the development. The latest condition of the residential property and the descriptions of the alteration works are set out on pages 144 to 145 of this sales brochure.

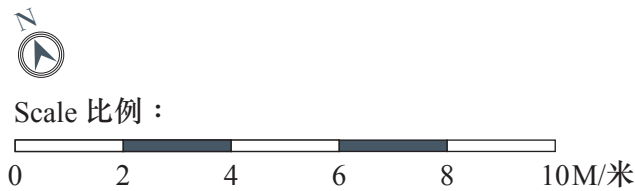
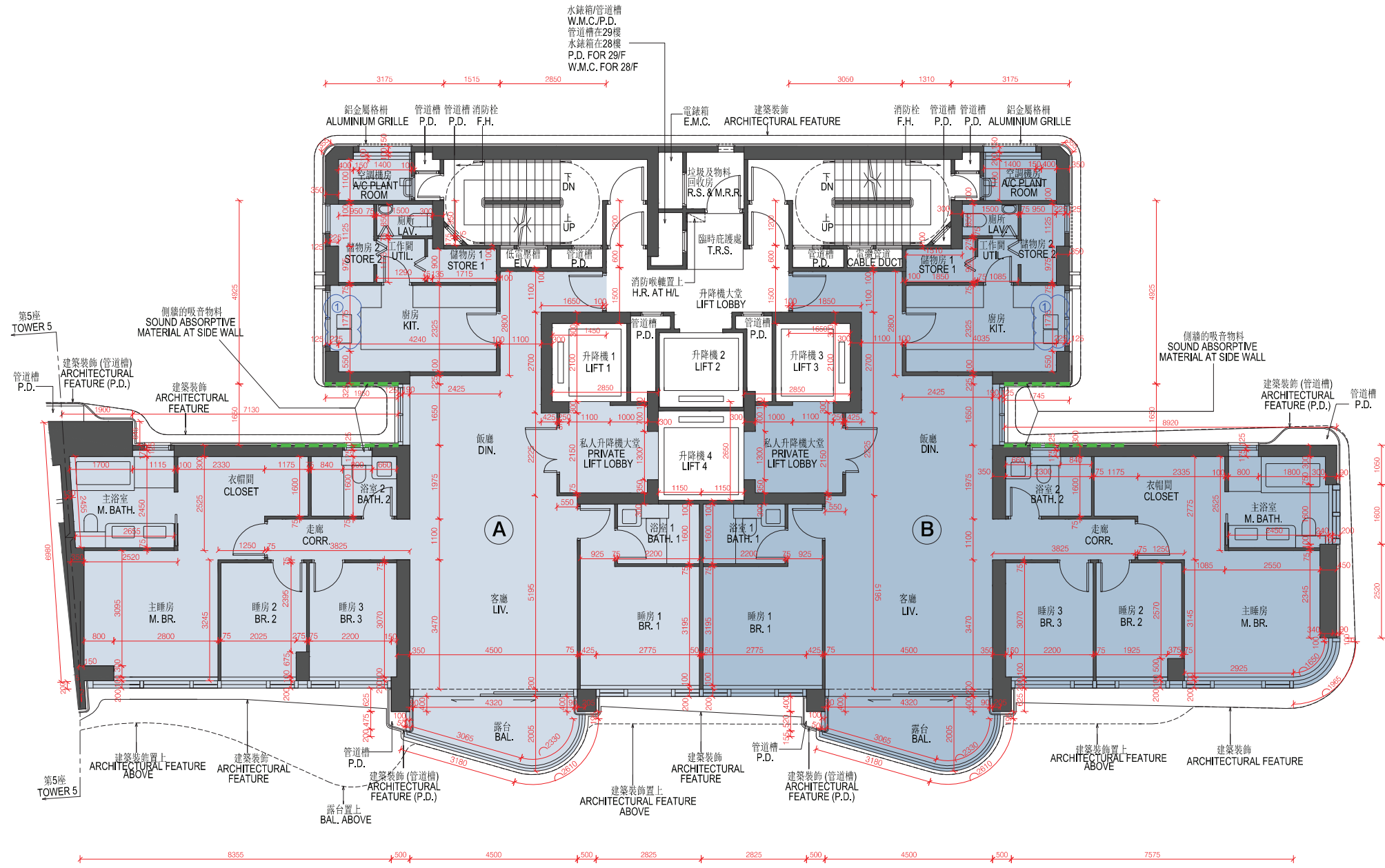
備註：

1. 有關樓面平面圖中顯示之附註，名詞及簡稱請參閱本售樓說明書第20-21頁。
2. 樓面平面圖所列之尺寸為以毫米標示之建築結構尺寸。
3. 住宅物業以「★」標示的部分因在發展項目落成後進行小型工程或獲《建築物條例》豁免的工程而有所改動。有關住宅物業的現狀及改動的描述，請參閱本售樓說明書第144-145頁。

11 FLOOR PLANS OF RESIDENTIAL PROPERTIES IN THE DEVELOPMENT

發展項目的住宅物業的樓面平面圖

TOWER 6 UNIT A & B ON 28/F-29/F FLOOR PLAN SHOWING LATEST LAYOUT
第6座 28樓至29樓A及B單位現狀樓面平面圖



11 FLOOR PLANS OF RESIDENTIAL PROPERTIES IN THE DEVELOPMENT

發展項目的住宅物業的樓面平面圖

Minor works or exempted works under the Buildings Ordinance made in Unit A & B on 28/F-29/F of Tower 6:

1. The original single sink unit has been replaced by double sink unit.

第6座28樓至29樓A及B單位之已完成的小型工程或獲《建築物條例》豁免的工程：

1. 原有廚房單洗滌盆更換為雙洗滌盆。

Note:

1. Please refer to page 144 of the sales brochure in studying items 1 minor works or exempted works under the Building Ordinance made in this unit as indicated with blue wavy line (☁️).

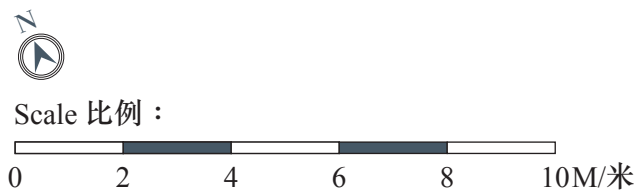
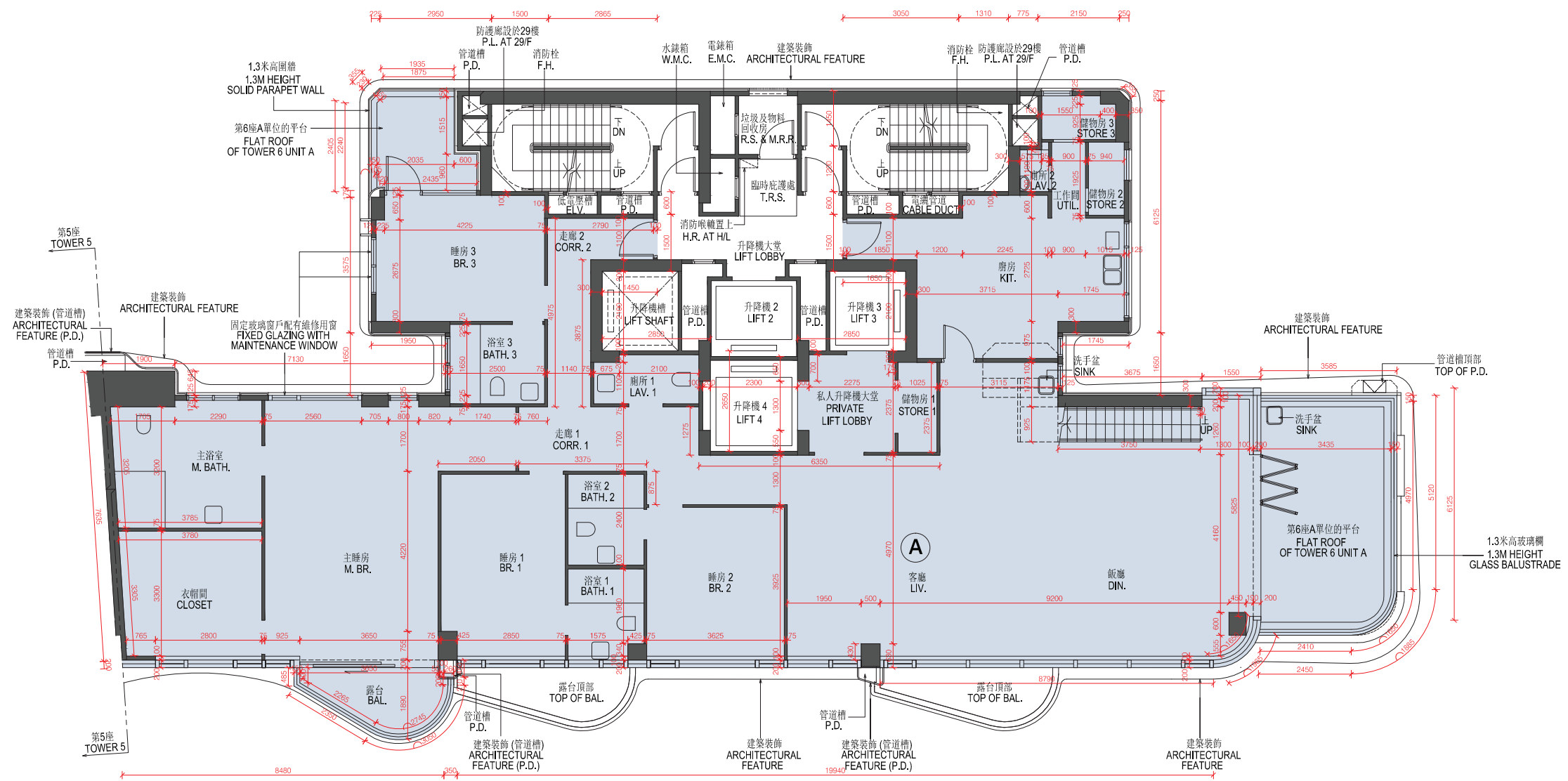
備註：

1. 請參閱本售樓說明書第144頁以協助閱讀本單位以藍色曲線(☁️)顯示之有關第1項已完成的小型工程或獲《建築物條例》豁免的工程。

11 FLOOR PLANS OF RESIDENTIAL PROPERTIES IN THE DEVELOPMENT

發展項目的住宅物業的樓面平面圖

TOWER 6 30/F FLOOR PLAN
第6座 30樓樓面平面圖



11 FLOOR PLANS OF RESIDENTIAL PROPERTIES IN THE DEVELOPMENT

發展項目的住宅物業的樓面平面圖

TOWER 6 第6座	Floor 樓層	Unit A A單位
The thickness of the floor slabs (excluding plaster) of each residential property (mm) 每個住宅物業的樓板(不包括灰泥)的厚度(毫米)	30/F 30樓	150, 200, 250, 300
The floor-to-floor height of each residential property (mm) 每個住宅物業的層與層之間的高度(毫米)		3100, 3300, 3450, 3500, 3600, 3650, 3700, 3800, 3850, 3900

The internal areas of the residential properties on the upper floors will generally be slightly larger than those on the lower floors because of the reducing thickness of the structural walls on the upper floors. (Not applicable)

因住宅物業的較高樓層的結構牆的厚度遞減，較高樓層的內部面積，一般比較低樓層的內部面積稍大。(不適用)

Notes:

1. Please refer to Pages 20-21 of this sales brochure for remarks, legend of the terms and abbreviations shown in this floor plan.
2. The dimensions on the floor plans are all structural dimensions in millimeter.

備註：

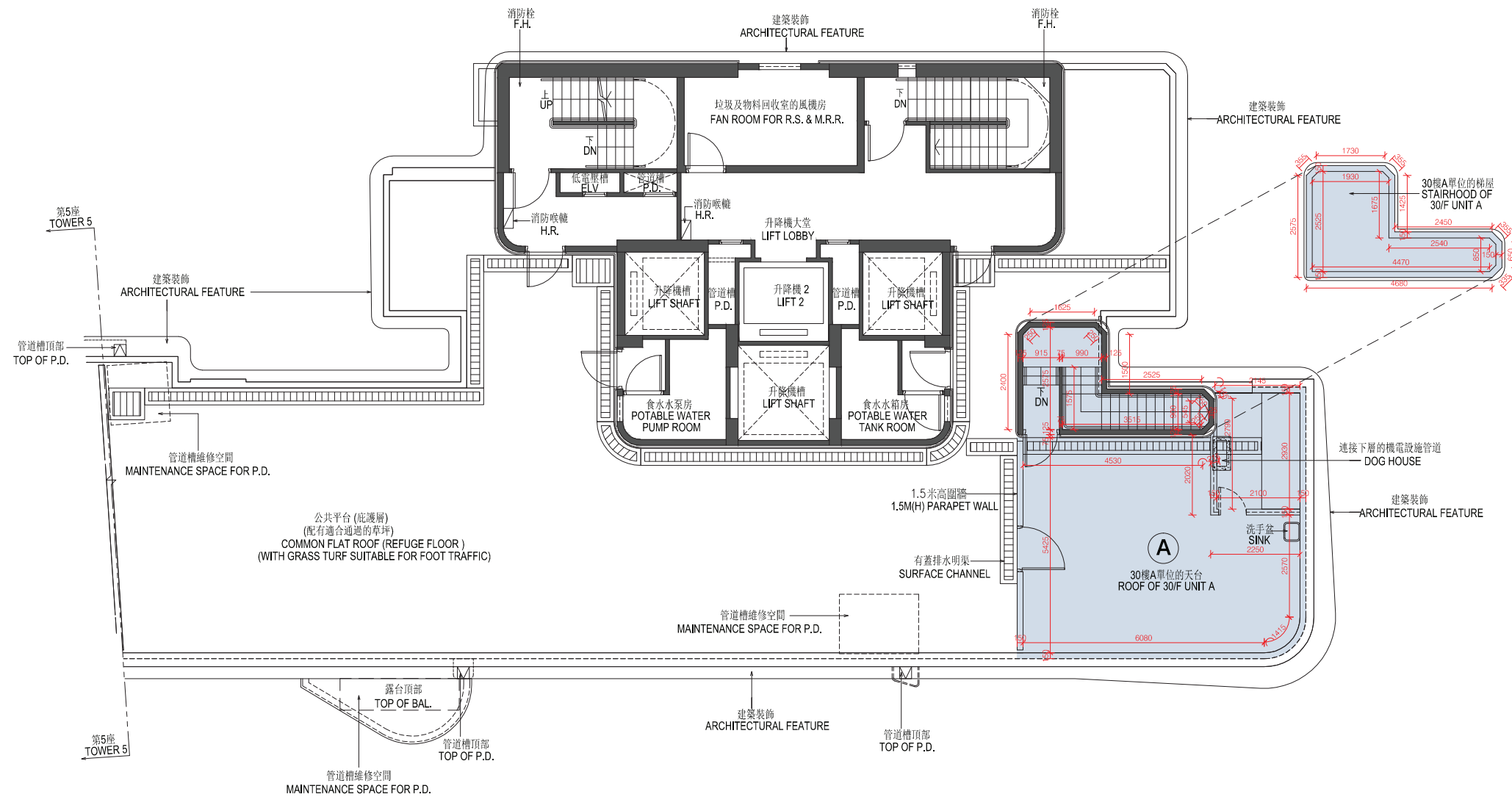
1. 有關樓面平面圖中顯示之附註，名詞及簡稱請參閱本售樓說明書第20-21頁。
2. 樓面平面圖所列之尺寸為以毫米標示之建築結構尺寸。

11 FLOOR PLANS OF RESIDENTIAL PROPERTIES IN THE DEVELOPMENT

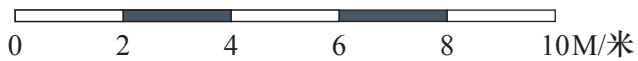
發展項目的住宅物業的樓面平面圖

TOWER 6
第6座

ROOF FLOOR PLAN
天台樓面平面圖



Scale 比例 :



11 FLOOR PLANS OF RESIDENTIAL PROPERTIES IN THE DEVELOPMENT

發展項目的住宅物業的樓面平面圖

TOWER 6 第6座	Floor 樓層	Unit A A單位
The thickness of the floor slabs (excluding plaster) of each residential property (mm) 每個住宅物業的樓板(不包括灰泥)的厚度(毫米)	Roof 天台	150
The floor-to-floor height of each residential property (mm) 每個住宅物業的層與層之間的高度(毫米)		2650

The internal areas of the residential properties on the upper floors will generally be slightly larger than those on the lower floors because of the reducing thickness of the structural walls on the upper floors. (Not applicable)

因住宅物業的較高樓層的結構牆的厚度遞減，較高樓層的內部面積，一般比較低樓層的內部面積稍大。(不適用)

Notes:

1. Please refer to Pages 20-21 of this sales brochure for remarks, legend of the terms and abbreviations shown in this floor plan.
2. The dimensions on the floor plans are all structural dimensions in millimeter.

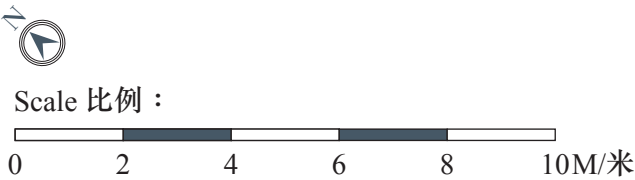
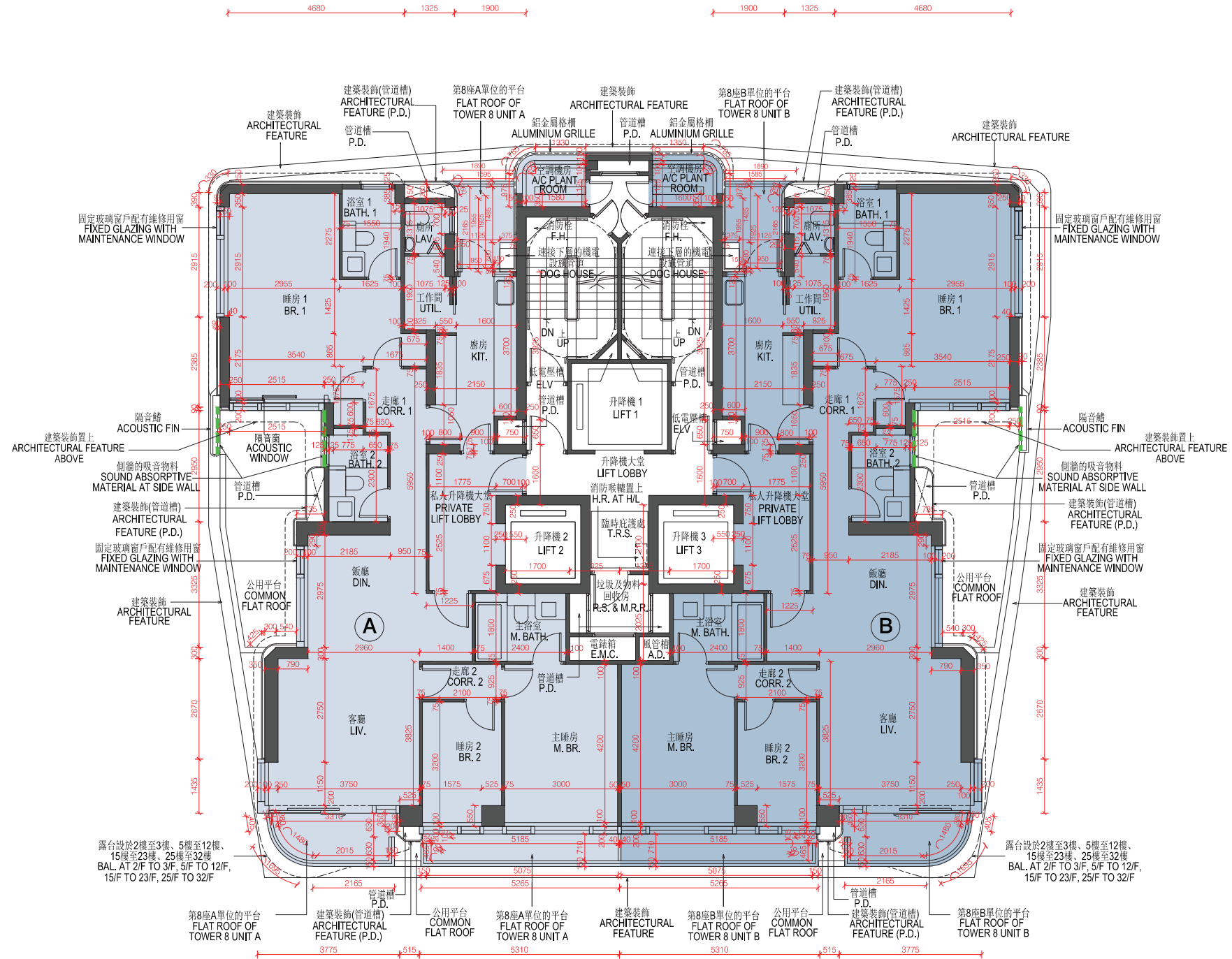
備註：

1. 有關樓面平面圖中顯示之附註，名詞及簡稱請參閱本售樓說明書第20-21頁。
2. 樓面平面圖所列之尺寸為以毫米標示之建築結構尺寸。

11 FLOOR PLANS OF RESIDENTIAL PROPERTIES IN THE DEVELOPMENT

發展項目的住宅物業的樓面平面圖

TOWER 8 1/F FLOOR PLAN
第8座 1樓樓面平面圖



11 FLOOR PLANS OF RESIDENTIAL PROPERTIES IN THE DEVELOPMENT

發展項目的住宅物業的樓面平面圖

TOWER 8 第8座	Floor 樓層	Unit 單位	
		A	B
The thickness of the floor slabs (excluding plaster) of each residential property (mm) 每個住宅物業的樓板(不包括灰泥)的厚度(毫米)	1/F 1樓	150, 200, 600	150, 200, 600
The floor-to-floor height of each residential property (mm) 每個住宅物業的層與層之間的高度(毫米)		3400, 3450, 3475, 3500, 3525, 3550, 3575, 3625, 3800, 5525	3225, 3400, 3450, 3475, 3500, 3525, 3550, 3575, 3625, 3800, 5525

The internal areas of the residential properties on the upper floors will generally be slightly larger than those on the lower floors because of the reducing thickness of the structural walls on the upper floors. (Not applicable)

因住宅物業的較高樓層的結構牆的厚度遞減，較高樓層的內部面積，一般比較低樓層的內部面積稍大。(不適用)

Notes:

- Please refer to Pages 20-21 of this sales brochure for remarks, legend of the terms and abbreviations shown in this floor plan.
- The dimensions on the floor plans are all structural dimensions in millimeter.

備註：

- 有關樓面平面圖中顯示之附註，名詞及簡稱請參閱本售樓說明書第20-21頁。
- 樓面平面圖所列之尺寸為以毫米標示之建築結構尺寸。

11 FLOOR PLANS OF RESIDENTIAL PROPERTIES IN THE DEVELOPMENT

發展項目的住宅物業的樓面平面圖

TOWER 8 第8座	Floor 樓層	Unit 單位	
		A	B
The thickness of the floor slabs (excluding plaster) of each residential property (mm) 每個住宅物業的樓板(不包括灰泥)的厚度(毫米)	2/F-3/F, 5/F-12/F, 15/F-23/F, 25/F-31/F 2樓至3樓、 5樓至12樓、 15樓至23樓、 25樓至31樓	150, 200, 600	150, 200, 600
The floor-to-floor height of each residential property (mm) 每個住宅物業的層與層之間的高度(毫米)		3450	3450
The thickness of the floor slabs (excluding plaster) of each residential property (mm) 每個住宅物業的樓板(不包括灰泥)的厚度(毫米)		150, 200, 900	150, 200, 900
The floor-to-floor height of each residential property (mm) 每個住宅物業的層與層之間的高度(毫米)	32/F 32樓	3450, 3675, 3700, 3725, 3750, 3775, 3800, 3850, 4975	3450, 3675, 3700, 3725, 3750, 3775, 3800, 3850, 4975

The internal areas of the residential properties on the upper floors will generally be slightly larger than those on the lower floors because of the reducing thickness of the structural walls on the upper floors. (Not applicable)

因住宅物業的較高樓層的結構牆的厚度遞減，較高樓層的內部面積，一般比較低樓層的內部面積稍大。(不適用)

Notes:

- Please refer to Pages 20-21 of this sales brochure for remarks, legend of the terms and abbreviations shown in this floor plan.
- The dimensions on the floor plans are all structural dimensions in millimeter.

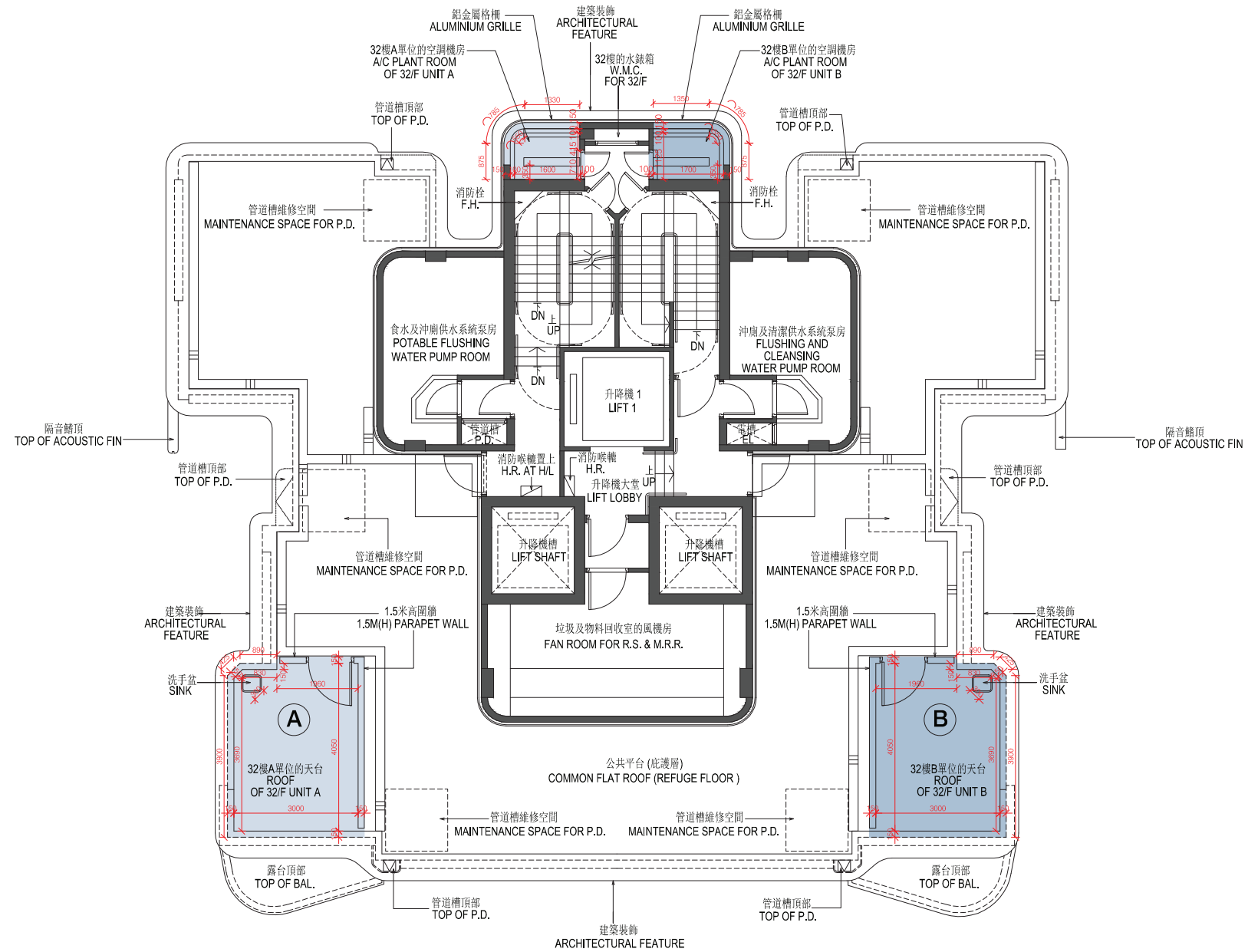
備註：

- 有關樓面平面圖中顯示之附註，名詞及簡稱請參閱本售樓說明書第20-21頁。
- 樓面平面圖所列之尺寸為以毫米標示之建築結構尺寸。

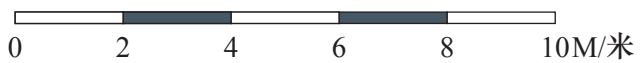
11 FLOOR PLANS OF RESIDENTIAL PROPERTIES IN THE DEVELOPMENT

發展項目的住宅物業的樓面平面圖

TOWER 8 ROOF FLOOR PLAN
第8座 天台樓面平面圖



Scale 比例 :



11 FLOOR PLANS OF RESIDENTIAL PROPERTIES IN THE DEVELOPMENT

發展項目的住宅物業的樓面平面圖

TOWER 8 第8座	Floor 樓層	Unit 單位	
		A	B
The thickness of the floor slabs (excluding plaster) of each residential property (mm) 每個住宅物業的樓板(不包括灰泥)的厚度(毫米)	Roof 天台	150,600	150,600
The floor-to-floor height of each residential property (mm) 每個住宅物業的層與層之間的高度(毫米)		4975	4975

The internal areas of the residential properties on the upper floors will generally be slightly larger than those on the lower floors because of the reducing thickness of the structural walls on the upper floors. (Not applicable)

因住宅物業的較高樓層的結構牆的厚度遞減，較高樓層的內部面積，一般比較低樓層的內部面積稍大。(不適用)

Notes:

- Please refer to Pages 20-21 of this sales brochure for remarks, legend of the terms and abbreviations shown in this floor plan.
- The dimensions on the floor plans are all structural dimensions in millimeter.

備註：

- 有關樓面平面圖中顯示之附註，名詞及簡稱請參閱本售樓說明書第20-21頁。
- 樓面平面圖所列之尺寸為以毫米標示之建築結構尺寸。

12 AREA OF RESIDENTIAL PROPERTIES IN THE DEVELOPMENT

發展項目中的住宅物業的面積

Description of Residential Property 物業的描述			Saleable Area (including balcony, utility platform and verandah, if any) sq. metre (sq. ft.) 實用面積(包括露台、工作平台及陽台 (如有))平方米(平方呎)	Area of other specified items (Not included in the Saleable Area) sq. metre (sq. ft.) 其他指明項目的面積(不計算入實用面積)平方米(平方呎)									
Tower Name 大廈名稱	Floor 樓層	Unit 單位		Air-conditioning plant room 空調機房	Bay Window 窗台	Cockloft 閣樓	Flat roof 平台	Garden 花園	Parking space 停車位	Roof 天台	Stairhood 梯屋	Terrace 前庭	Yard 庭院
Tower 1 第1座	2/F 2樓	A	175.446 (1889) Balcony 露台：- Utility Platform 工作平台：-	4.137 (45)	-	-	196.971 (2120)	-	-	-	-	-	-
		B	202.463 (2179) Balcony 露台：- Utility Platform 工作平台：-	3.430 (37)	-	-	215.258 (2317)	-	-	-	-	-	-
	3/F, 5/F-10/F 3樓, 5樓至10樓	A	181.705 (1956) Balcony 露台：6.259 (67) Utility Platform 工作平台：-	4.137 (45)	-	-	-	-	-	-	-	-	-
		B	208.789 (2247) Balcony 露台：6.327 (68) Utility Platform 工作平台：-	3.430 (37)	-	-	-	-	-	-	-	-	-
	11/F 11樓	A	181.705 (1956) Balcony 露台：6.259 (67) Utility Platform 工作平台：-	4.137 (45)	-	-	-	-	-	-	-	-	-
		B	208.789 (2247) Balcony 露台：6.327 (68) Utility Platform 工作平台：-	3.430 (37)	-	-	-	-	-	-	-	-	-
	12/F, 15/F 12樓, 15樓	A	181.705 (1956) Balcony 露台：6.259 (67) Utility Platform 工作平台：-	4.137 (45)	-	-	-	-	-	-	-	-	-
		B	208.789 (2247) Balcony 露台：6.327 (68) Utility Platform 工作平台：-	3.430 (37)	-	-	-	-	-	-	-	-	-
	16/F 16樓	A	181.705 (1956) Balcony 露台：6.259 (67) Utility Platform 工作平台：-	4.137 (45)	-	-	-	-	-	-	-	-	-
		B	208.716 (2247) Balcony 露台：6.254 (67) Utility Platform 工作平台：-	3.430 (37)	-	-	-	-	-	-	-	-	-

The saleable area and the floor area of balcony, utility platform and verandah (if any) are calculated in accordance with Section 8 of the Residential Properties (First-hand Sales) Ordinance, and the area of the other specified items (not included in the saleable area) are calculated in accordance with Part 2 of Schedule 2 to the Residential Properties (First-hand Sales) Ordinance.

Notes:

- The above areas specified in square feet are converted at a conversion rate of 1 square metre = 10.764 square feet and rounded off to the nearest whole square feet, which may be slightly different from that as shown in square metre.
- The symbol “-” as shown in the above table denotes “Not provided”.
- There is no verandah and utility platform in the residential properties of the Development.
- 4/F, 13/F, 14/F and 24/F are omitted.
- Towers 4 and 7 are omitted.

實用面積以及露台、工作平台及陽台(如有)的樓面面積,是按照《一手住宅物業銷售條例》第8條計算得出的。其他指明項目的面積(不計算入實用面積),是按照《一手住宅物業銷售條例》附表2第2部計算得出的。

備註:

- 上述以平方呎所列之面積均以1平方米=10.764平方呎換算,並以四捨五入至整數平方呎。平方呎與平方米計算之面積可能有些微差異。
- 上表所顯示之「-」符號代表「不提供」。
- 發展項目住宅物業不設陽台及工作平台。
- 不設4樓、13樓、14樓及24樓。
- 不設第4及第7座。

12 AREA OF RESIDENTIAL PROPERTIES IN THE DEVELOPMENT

發展項目中的住宅物業的面積

Description of Residential Property 物業的描述			Saleable Area (including balcony, utility platform and verandah, if any) sq. metre (sq. ft.) 實用面積(包括露台、工作平台及陽台 (如有))平方米(平方呎)	Area of other specified items (Not included in the Saleable Area) sq. metre (sq. ft.) 其他指明項目的面積(不計算入實用面積)平方米(平方呎)										
Tower Name 大廈名稱	Floor 樓層	Unit 單位		Air-conditioning plant room 空調機房	Bay Window 窗台	Cockloft 閣樓	Flat roof 平台	Garden 花園	Parking space 停車位	Roof 天台	Stairhood 梯屋	Terrace 前庭	Yard 庭院	
Tower 1 第1座	17/F-23/F, 25/F-26/F 17樓至23樓, 25樓至26樓	A	181.705 (1956) Balcony 露台 : 6.259 (67) Utility Platform 工作平台 : -	4.137 (45)	-	-	-	-	-	-	-	-	-	
		B	208.716 (2247) Balcony 露台 : 6.254 (67) Utility Platform 工作平台 : -	3.430 (37)	-	-	-	-	-	-	-	-	-	
	27/F 27樓	A	181.705 (1956) Balcony 露台 : 6.259 (67) Utility Platform 工作平台 : -	4.137 (45)	-	-	-	-	-	-	-	-	-	-
		B	208.716 (2247) Balcony 露台 : 6.254 (67) Utility Platform 工作平台 : -	3.430 (37)	-	-	-	-	-	-	-	-	-	-
	28/F (Simplex) 28樓(單層)	A	380.105 (4091) Balcony 露台 : 7.345 (79) Utility Platform 工作平台 : -	6.882 (74)	-	-	21.027 (226)	-	-	-	-	-	-	-
	29/F and 30/F (Duplex) 29樓及30樓(複式)	A	687.114 (7396) Balcony 露台 : 21.193 (228) Utility Platform 工作平台 : -	-	-	-	47.012 (506)	-	-	47.251 (509)	-	-	-	-
Tower 2 第2座	2/F 2樓	A	201.489 (2169) Balcony 露台 : - Utility Platform 工作平台 : -	3.430 (37)	-	-	186.890 (2012)	-	-	-	-	-	-	
		B	235.182 (2531) Balcony 露台 : - Utility Platform 工作平台 : -	3.769 (41)	-	-	232.578 (2503)	-	-	-	-	-	-	
	3/F,5/F-12/F, 15/F-18/F 3樓,5樓至12樓, 15樓至18樓	A	207.710 (2236) Balcony 露台 : 6.221 (67) Utility Platform 工作平台 : -	3.430 (37)	-	-	-	-	-	-	-	-	-	-
		B	241.900 (2604) Balcony 露台 : :6.719 (72) Utility Platform 工作平台 : -	3.769 (41)	-	-	-	-	-	-	-	-	-	-

The saleable area and the floor area of balcony, utility platform and verandah (if any) are calculated in accordance with Section 8 of the Residential Properties (First-hand Sales) Ordinance, and the area of the other specified items (not included in the saleable area) are calculated in accordance with Part 2 of Schedule 2 to the Residential Properties (First-hand Sales) Ordinance.

Notes:

- The above areas specified in square feet are converted at a conversion rate of 1 square metre = 10.764 square feet and rounded off to the nearest whole square feet, which may be slightly different from that as shown in square metre.
- The symbol “-” as shown in the above table denotes “Not provided”.
- There is no verandah and utility platform in the residential properties of the Development.
- 4/F, 13/F, 14/F and 24/F are omitted.
- Towers 4 and 7 are omitted.

實用面積以及露台、工作平台及陽台(如有)的樓面面積,是按照《一手住宅物業銷售條例》第8條計算得出的。其他指明項目的面積(不計算入實用面積),是按照《一手住宅物業銷售條例》附表2第2部計算得出的。

備註:

- 上述以平方呎所列之面積均以1平方米 = 10.764平方呎換算,並以四捨五入至整數平方呎。平方呎與平方米計算之面積可能有些微差異。
- 上表所顯示之「-」符號代表「不提供」。
- 發展項目住宅物業不設陽台及工作平台。
- 不設4樓、13樓、14樓及24樓。
- 不設第4及第7座。

12 AREA OF RESIDENTIAL PROPERTIES IN THE DEVELOPMENT

發展項目中的住宅物業的面積

Description of Residential Property 物業的描述			Saleable Area (including balcony, utility platform and verandah, if any) sq. metre (sq. ft.) 實用面積(包括露台、工作平台及陽台 (如有))平方米(平方呎)	Area of other specified items (Not included in the Saleable Area) sq. metre (sq. ft.) 其他指明項目的面積(不計算入實用面積)平方米(平方呎)										
Tower Name 大廈名稱	Floor 樓層	Unit 單位		Air-conditioning plant room 空調機房	Bay Window 窗台	Cockloft 閣樓	Flat roof 平台	Garden 花園	Parking space 停車位	Roof 天台	Stairhood 梯屋	Terrace 前庭	Yard 庭院	
Tower 2 第2座	19/F 19樓	A	207.710 (2236) Balcony 露台 : 6.221 (67) Utility Platform 工作平台 : -	3.430 (37)	-	-	-	-	-	-	-	-	-	
		B	241.900 (2604) Balcony 露台 : 6.719 (72) Utility Platform 工作平台 : -	3.769 (41)	-	-	-	-	-	-	-	-	-	-
	20/F-21/F 20樓至21樓	A	207.710 (2236) Balcony 露台 : 6.221 (67) Utility Platform 工作平台 : -	3.430 (37)	-	-	-	-	-	-	-	-	-	-
		B	241.900 (2604) Balcony 露台 : 6.719 (72) Utility Platform 工作平台 : -	3.769 (41)	-	-	-	-	-	-	-	-	-	-
	22/F 22樓	A	207.710 (2236) Balcony 露台 : 6.221 (67) Utility Platform 工作平台 : -	3.430 (37)	-	-	-	-	-	-	-	-	-	-
		B	241.900 (2604) Balcony 露台 : 6.719 (72) Utility Platform 工作平台 : -	3.769 (41)	-	-	-	-	-	-	-	-	-	-
	23/F, 25/F-26/F 23樓, 25樓至26樓	A	207.710 (2236) Balcony 露台 : 6.221 (67) Utility Platform 工作平台 : -	3.430 (37)	-	-	-	-	-	-	-	-	-	-
		B	241.900 (2604) Balcony 露台 : 6.719 (72) Utility Platform 工作平台 : -	3.769 (41)	-	-	-	-	-	-	-	-	-	-
	27/F 27樓	A	207.710 (2236) Balcony 露台 : 6.221 (67) Utility Platform 工作平台 : -	3.430 (37)	-	-	-	-	-	-	-	-	-	-
		B	241.900 (2604) Balcony 露台 : 6.719 (72) Utility Platform 工作平台 : -	3.769 (41)	-	-	-	-	-	-	-	-	-	-

The saleable area and the floor area of balcony, utility platform and verandah (if any) are calculated in accordance with Section 8 of the Residential Properties (First-hand Sales) Ordinance, and the area of the other specified items (not included in the saleable area) are calculated in accordance with Part 2 of Schedule 2 to the Residential Properties (First-hand Sales) Ordinance.

Notes:

- The above areas specified in square feet are converted at a conversion rate of 1 square metre = 10.764 square feet and rounded off to the nearest whole square feet, which may be slightly different from that as shown in square metre.
- The symbol “-” as shown in the above table denotes “Not provided”.
- There is no verandah and utility platform in the residential properties of the Development.
- 4/F, 13/F, 14/F and 24/F are omitted.
- Towers 4 and 7 are omitted.

實用面積以及露台、工作平台及陽台(如有)的樓面面積,是按照《一手住宅物業銷售條例》第8條計算得出的。其他指明項目的面積(不計算入實用面積),是按照《一手住宅物業銷售條例》附表2第2部計算得出的。

備註:

- 上述以平方呎所列之面積均以1平方米 = 10.764平方呎換算,並以四捨五入至整數平方呎。平方呎與平方米計算之面積可能有些微差異。
- 上表所顯示之「-」符號代表「不提供」。
- 發展項目住宅物業不設陽台及工作平台。
- 不設4樓、13樓、14樓及24樓。
- 不設第4及第7座。

12 AREA OF RESIDENTIAL PROPERTIES IN THE DEVELOPMENT

發展項目中的住宅物業的面積

Description of Residential Property 物業的描述			Saleable Area (including balcony, utility platform and verandah, if any) sq. metre (sq. ft.) 實用面積(包括露台、工作平台及陽台 (如有))平方米(平方呎)	Area of other specified items (Not included in the Saleable Area) sq. metre (sq. ft.) 其他指明項目的面積(不計算入實用面積)平方米(平方呎)									
Tower Name 大廈名稱	Floor 樓層	Unit 單位		Air-conditioning plant room 空調機房	Bay Window 窗台	Cockloft 閣樓	Flat roof 平台	Garden 花園	Parking space 停車位	Roof 天台	Stairhood 梯屋	Terrace 前庭	Yard 庭院
Tower 2 第2座	28/F (Simplex) 28樓(單層)	A	423.552 (4559) Balcony 露台: 4.223 (45) Utility Platform 工作平台: -	8.711 (94)	-	-	30.067 (324)	-	-	-	-	-	-
	29/F and 30/F (Duplex) 29樓及30樓(複式)	A	777.404 (8368) Balcony 露台: 14.587 (157) Utility Platform 工作平台: -	-	-	-	44.503 (479)	-	-	40.500 (436)	-	-	-
Tower 3 第3座	1/F 1樓	A	308.095 (3316) Balcony 露台: 10.808 (116) Utility Platform 工作平台: -	3.660 (39)	-	-	39.674 (427)	-	-	-	-	-	-
		B	336.979 (3627) Balcony 露台: 10.509 (113) Utility Platform 工作平台: -	4.020 (43)	-	-	48.041 (517)	-	-	-	-	-	-
	2/F-3/F, 5/F-12/F, 15/F-21/F 2樓至3樓, 5樓至12樓, 15樓至21樓	A	308.095 (3316) Balcony 露台: 10.808 (116) Utility Platform 工作平台: -	3.660 (39)	-	-	-	-	-	-	-	-	-
		B	336.979 (3627) Balcony 露台: 10.509 (113) Utility Platform 工作平台: -	4.020 (43)	-	-	-	-	-	-	-	-	-
	22/F 22樓	A	308.188 (3317) Balcony 露台: 10.901 (117) Utility Platform 工作平台: -	3.660 (39)	-	-	-	-	-	-	-	-	-
		B	337.713 (3635) Balcony 露台: 11.243 (121) Utility Platform 工作平台: -	4.020 (43)	-	-	-	-	-	-	-	-	-
	23/F, 25/F-26/F 23樓、25樓至26樓	A	308.188 (3317) Balcony 露台: 10.901 (117) Utility Platform 工作平台: -	3.660 (39)	-	-	-	-	-	-	-	-	-
		B	337.713 (3635) Balcony 露台: 11.243 (121) Utility Platform 工作平台: -	4.020 (43)	-	-	-	-	-	-	-	-	-

The saleable area and the floor area of balcony, utility platform and verandah (if any) are calculated in accordance with Section 8 of the Residential Properties (First-hand Sales) Ordinance, and the area of the other specified items (not included in the saleable area) are calculated in accordance with Part 2 of Schedule 2 to the Residential Properties (First-hand Sales) Ordinance.

Notes:

- The above areas specified in square feet are converted at a conversion rate of 1 square metre = 10.764 square feet and rounded off to the nearest whole square feet, which may be slightly different from that as shown in square metre.
- The symbol “-” as shown in the above table denotes “Not provided”.
- There is no verandah and utility platform in the residential properties of the Development.
- 4/F, 13/F, 14/F and 24/F are omitted.
- Towers 4 and 7 are omitted.

實用面積以及露台、工作平台及陽台(如有)的樓面面積,是按照《一手住宅物業銷售條例》第8條計算得出的。其他指明項目的面積(不計算入實用面積),是按照《一手住宅物業銷售條例》附表2第2部計算得出的。

備註:

- 上述以平方呎所列之面積均以1平方米 = 10.764平方呎換算,並以四捨五入至整數平方呎。平方呎與平方米計算之面積可能有些微差異。
- 上表所顯示之「-」符號代表「不提供」。
- 發展項目住宅物業不設陽台及工作平台。
- 不設4樓、13樓、14樓及24樓。
- 不設第4及第7座。

12 AREA OF RESIDENTIAL PROPERTIES IN THE DEVELOPMENT

發展項目中的住宅物業的面積

Description of Residential Property 物業的描述			Saleable Area (including balcony, utility platform and verandah, if any) sq. metre (sq. ft.) 實用面積(包括露台、工作平台及陽台 (如有))平方米(平方呎)	Area of other specified items (Not included in the Saleable Area) sq. metre (sq. ft.) 其他指明項目的面積(不計算入實用面積)平方米(平方呎)										
Tower Name 大廈名稱	Floor 樓層	Unit 單位		Air-conditioning plant room 空調機房	Bay Window 窗台	Cockloft 閣樓	Flat roof 平台	Garden 花園	Parking space 停車位	Roof 天台	Stairhood 梯屋	Terrace 前庭	Yard 庭院	
Tower 3 第3座	27/F 27樓	A	308.188 (3317) Balcony 露台: 10.901 (117) Utility Platform 工作平台: -	3.660 (39)	-	-	-	-	-	-	-	-	-	
		B	337.713 (3635) Balcony 露台: 11.243 (121) Utility Platform 工作平台: -	4.020 (43)	-	-	-	-	-	-	-	-	-	-
	28/F (Simplex) 28樓(單層)	A	585.024(6297) Balcony 露台: 7.769 (84) Utility Platform 工作平台: -	-	-	-	67.542 (727)	-	-	-	-	-	-	
	29/F and 30/F (Duplex) 29樓及30樓(複式)	A	897.751 (9663) Balcony 露台: 10.834 (117) Utility Platform 工作平台: -	-	-	-	81.401 (876)	-	-	50.751 (546)	6.238 (67)	-	-	
Tower 5 第5座	1/F 1樓	A	214.578 (2310) Balcony 露台: 6.094 (66) Utility Platform 工作平台: -	4.090 (44)	-	-	27.472 (296)	-	-	-	-	-	-	
		B	180.587 (1944) Balcony 露台: 7.016 (76) Utility Platform 工作平台: -	4.132 (44)	-	-	24.607 (265)	-	-	-	-	-	-	
	2/F-3/F, 5/F-12/F, 15/F-18/F 2樓至3樓, 5樓至12樓, 15樓至18樓	A	214.578 (2310) Balcony 露台: 6.094 (66) Utility Platform 工作平台: -	4.090 (44)	-	-	-	-	-	-	-	-	-	-
		B	180.587 (1944) Balcony 露台: 7.016 (76) Utility Platform 工作平台: -	4.132 (44)	-	-	-	-	-	-	-	-	-	-
	19/F 19樓	A	214.578 (2310) Balcony 露台: 6.094 (66) Utility Platform 工作平台: -	4.090 (44)	-	-	-	-	-	-	-	-	-	-
		B	180.587 (1944) Balcony 露台: 7.016 (76) Utility Platform 工作平台: -	4.132 (44)	-	-	-	-	-	-	-	-	-	-

The saleable area and the floor area of balcony, utility platform and verandah (if any) are calculated in accordance with Section 8 of the Residential Properties (First-hand Sales) Ordinance, and the area of the other specified items (not included in the saleable area) are calculated in accordance with Part 2 of Schedule 2 to the Residential Properties (First-hand Sales) Ordinance.

Notes:

- The above areas specified in square feet are converted at a conversion rate of 1 square metre = 10.764 square feet and rounded off to the nearest whole square feet, which may be slightly different from that as shown in square metre.
- The symbol “-” as shown in the above table denotes “Not provided”.
- There is no verandah and utility platform in the residential properties of the Development.
- 4/F, 13/F, 14/F and 24/F are omitted.
- Towers 4 and 7 are omitted.

實用面積以及露台、工作平台及陽台(如有)的樓面面積,是按照《一手住宅物業銷售條例》第8條計算得出的。其他指明項目的面積(不計算入實用面積),是按照《一手住宅物業銷售條例》附表2第2部計算得出的。

備註:

- 上述以平方呎所列之面積均以1平方米 = 10.764平方呎換算,並以四捨五入至整數平方呎。平方呎與平方米計算之面積可能有些微差異。
- 上表所顯示之「-」符號代表「不提供」。
- 發展項目住宅物業不設陽台及工作平台。
- 不設4樓、13樓、14樓及24樓。
- 不設第4及第7座。

12 AREA OF RESIDENTIAL PROPERTIES IN THE DEVELOPMENT

發展項目中的住宅物業的面積

Description of Residential Property 物業的描述			Saleable Area (including balcony, utility platform and verandah, if any) sq. metre (sq. ft.) 實用面積(包括露台、工作平台及陽台 (如有))平方米(平方呎)	Area of other specified items (Not included in the Saleable Area) sq. metre (sq. ft.) 其他指明項目的面積(不計算入實用面積)平方米(平方呎)										
Tower Name 大廈名稱	Floor 樓層	Unit 單位		Air-conditioning plant room 空調機房	Bay Window 窗台	Cockloft 閣樓	Flat roof 平台	Garden 花園	Parking space 停車位	Roof 天台	Stairhood 梯屋	Terrace 前庭	Yard 庭院	
Tower 5 第5座	20/F-21/F 20樓至21樓	A	214.578 (2310) Balcony 露台 : 6.094 (66) Utility Platform 工作平台 : -	4.090 (44)	-	-	-	-	-	-	-	-	-	
		B	180.587 (1944) Balcony 露台 : 7.016 (76) Utility Platform 工作平台 : -	4.132 (44)	-	-	-	-	-	-	-	-	-	-
	22/F 22樓	A	214.578 (2310) Balcony 露台 : 6.094 (66) Utility Platform 工作平台 : -	4.090 (44)	-	-	-	-	-	-	-	-	-	-
		B	180.587 (1944) Balcony 露台 : 7.016 (76) Utility Platform 工作平台 : -	4.132 (44)	-	-	-	-	-	-	-	-	-	-
	23/F, 25/F-26/F 23樓, 25樓至26樓	A	214.578 (2310) Balcony 露台 : 6.094 (66) Utility Platform 工作平台 : -	4.090 (44)	-	-	-	-	-	-	-	-	-	-
		B	180.587 (1944) Balcony 露台 : 7.016 (76) Utility Platform 工作平台 : -	4.132 (44)	-	-	-	-	-	-	-	-	-	-
	27/F 27樓	A	214.578 (2310) Balcony 露台 : 6.094 (66) Utility Platform 工作平台 : -	4.090 (44)	-	-	-	-	-	-	-	-	-	-
		B	180.587 (1944) Balcony 露台 : 7.016 (76) Utility Platform 工作平台 : -	4.132 (44)	-	-	-	-	-	-	-	-	-	-
	28/F (Simplex) 28樓(單層)	A	357.262 (3846) Balcony 露台 : 6.87 (74) Utility Platform 工作平台 : -	-	-	-	55.810 (601)	-	-	-	-	-	-	
	29/F and 30/F (Duplex) 29樓及30樓(複式)	A	637.883 (6866) Balcony 露台 : 13.74 (148) Utility Platform 工作平台 : -	-	-	-	14.400 (155)	-	-	20.793 (224)	8.658 (93)	-	-	

The saleable area and the floor area of balcony, utility platform and verandah (if any) are calculated in accordance with Section 8 of the Residential Properties (First-hand Sales) Ordinance, and the area of the other specified items (not included in the saleable area) are calculated in accordance with Part 2 of Schedule 2 to the Residential Properties (First-hand Sales) Ordinance.

Notes:

- The above areas specified in square feet are converted at a conversion rate of 1 square metre = 10.764 square feet and rounded off to the nearest whole square feet, which may be slightly different from that as shown in square metre.
- The symbol “-” as shown in the above table denotes “Not provided”.
- There is no verandah and utility platform in the residential properties of the Development.
- 4/F, 13/F, 14/F and 24/F are omitted.
- Towers 4 and 7 are omitted.

實用面積以及露台、工作平台及陽台(如有)的樓面面積,是按照《一手住宅物業銷售條例》第8條計算得出的。其他指明項目的面積(不計算入實用面積),是按照《一手住宅物業銷售條例》附表2第2部計算得出的。

備註:

- 上述以平方呎所列之面積均以1平方米 = 10.764平方呎換算,並以四捨五入至整數平方呎。平方呎與平方米計算之面積可能有些微差異。
- 上表所顯示之「-」符號代表「不提供」。
- 發展項目住宅物業不設陽台及工作平台。
- 不設4樓、13樓、14樓及24樓。
- 不設第4及第7座。

12 AREA OF RESIDENTIAL PROPERTIES IN THE DEVELOPMENT

發展項目中的住宅物業的面積

Description of Residential Property 物業的描述			Saleable Area (including balcony, utility platform and verandah, if any) sq. metre (sq. ft.) 實用面積(包括露台、工作平台及陽台 (如有))平方米(平方呎)	Area of other specified items (Not included in the Saleable Area) sq. metre (sq. ft.) 其他指明項目的面積(不計算入實用面積)平方米(平方呎)										
Tower Name 大廈名稱	Floor 樓層	Unit 單位		Air-conditioning plant room 空調機房	Bay Window 窗台	Cockloft 閣樓	Flat roof 平台	Garden 花園	Parking space 停車位	Roof 天台	Stairhood 梯屋	Terrace 前庭	Yard 庭院	
Tower 6 第6座	1/F 1樓	A	157.610 (1697) Balcony 露台 : 7.634 (82) Utility Platform 工作平台 : -	2.240 (24)	-	-	28.275 (304)	-	-	-	-	-	-	
		B	156.925 (1689) Balcony 露台 : 7.634 (82) Utility Platform 工作平台 : -	2.240 (24)	-	-	33.315 (359)	-	-	-	-	-	-	
	2/F-3/F, 5/F-12/F, 15/F-16/F, 18/F-23/F, 25/F-27/F 2樓-3樓, 5樓至12樓, 15樓至16樓, 18樓至23樓, 25樓至27樓	A	157.610 (1697) Balcony 露台 : 7.634 (82) Utility Platform 工作平台 : -	2.240 (24)	-	-	-	-	-	-	-	-	-	-
		B	156.925 (1689) Balcony 露台 : 7.634 (82) Utility Platform 工作平台 : -	2.240 (24)	-	-	-	-	-	-	-	-	-	-
	17/F 17樓	A	157.610 (1697) Balcony 露台 : 7.634 (82) Utility Platform 工作平台 : -	2.240 (24)	-	-	-	-	-	-	-	-	-	-
		B	156.925 (1689) Balcony 露台 : 7.634 (82) Utility Platform 工作平台 : -	2.240 (24)	-	-	-	-	-	-	-	-	-	-
	28/F 28樓	A	157.568 (1696) Balcony 露台 : 7.634 (82) Utility Platform 工作平台 : -	2.240 (24)	-	-	-	-	-	-	-	-	-	-
		B	156.925 (1689) Balcony 露台 : 7.634 (82) Utility Platform 工作平台 : -	2.240 (24)	-	-	-	-	-	-	-	-	-	-
	29/F 29樓	A	157.568 (1696) Balcony 露台 : 7.634 (82) Utility Platform 工作平台 : -	2.240 (24)	-	-	-	-	-	-	-	-	-	-
		B	156.925 (1689) Balcony 露台 : 7.634 (82) Utility Platform 工作平台 : -	2.240 (24)	-	-	-	-	-	-	-	-	-	-

The saleable area and the floor area of balcony, utility platform and verandah (if any) are calculated in accordance with Section 8 of the Residential Properties (First-hand Sales) Ordinance, and the area of the other specified items (not included in the saleable area) are calculated in accordance with Part 2 of Schedule 2 to the Residential Properties (First-hand Sales) Ordinance.

Notes:

- The above areas specified in square feet are converted at a conversion rate of 1 square metre = 10.764 square feet and rounded off to the nearest whole square feet, which may be slightly different from that as shown in square metre.
- The symbol “-” as shown in the above table denotes “Not provided”.
- There is no verandah and utility platform in the residential properties of the Development.
- 4/F, 13/F, 14/F and 24/F are omitted.
- Towers 4 and 7 are omitted.

實用面積以及露台、工作平台及陽台(如有)的樓面面積,是按照《一手住宅物業銷售條例》第8條計算得出的。其他指明項目的面積(不計算入實用面積),是按照《一手住宅物業銷售條例》附表2第2部計算得出的。

備註:

- 上述以平方呎所列之面積均以1平方米 = 10.764平方呎換算,並以四捨五入至整數平方呎。平方呎與平方米計算之面積可能有些微差異。
- 上表所顯示之「-」符號代表「不提供」。
- 發展項目住宅物業不設陽台及工作平台。
- 不設4樓、13樓、14樓及24樓。
- 不設第4及第7座。

12 AREA OF RESIDENTIAL PROPERTIES IN THE DEVELOPMENT

發展項目中的住宅物業的面積

Description of Residential Property 物業的描述			Saleable Area (including balcony, utility platform and verandah, if any) sq. metre (sq. ft.) 實用面積(包括露台、工作平台及陽台 (如有))平方米(平方呎)	Area of other specified items (Not included in the Saleable Area) sq. metre (sq. ft.) 其他指明項目的面積(不計算入實用面積)平方米(平方呎)									
Tower Name 大廈名稱	Floor 樓層	Unit 單位		Air-conditioning plant room 空調機房	Bay Window 窗台	Cockloft 閣樓	Flat roof 平台	Garden 花園	Parking space 停車位	Roof 天台	Stairhood 梯屋	Terrace 前庭	Yard 庭院
Tower 6 第6座	30/F (Simplex) 30樓(單層)	A	295.776 (3184) Balcony 露台 : 5.824 (63) Utility Platform 工作平台 : -	-	-	-	22.846 (246)	-	-	33.298 (358)	7.466 (80)	-	-
Tower 8 第8座	1/F 1樓	A	124.501 (1340) Balcony 露台 : - Utility Platform 工作平台 : -	1.693 (18)	-	-	10.387 (112)	-	-	-	-	-	-
		B	124.501 (1340) Balcony 露台 : - Utility Platform 工作平台 : -	1.715 (18)	-	-	10.387 (112)	-	-	-	-	-	-
	2/F-3/F, 5/F-12/F, 15/F-23/F, 25/F-31/F 2樓至3樓, 5樓至12樓, 15樓至23樓, 25樓至31樓	A	129.400 (1393) Balcony 露台 : 4.899 (53) Utility Platform 工作平台 : -	1.693 (18)	-	-	-	-	-	-	-	-	-
		B	129.400 (1393) Balcony 露台 : 4.899 (53) Utility Platform 工作平台 : -	1.715 (18)	-	-	-	-	-	-	-	-	-
	32/F 32樓	A	129.400 (1393) Balcony 露台 : 4.899 (53) Utility Platform 工作平台 : -	1.693 (18)	-	-	-	-	-	11.972 (129)	-	-	-
		B	129.400 (1393) Balcony 露台 : 4.899 (53) Utility Platform 工作平台 : -	1.715 (18)	-	-	-	-	-	11.972 (129)	-	-	-

The saleable area and the floor area of balcony, utility platform and verandah (if any) are calculated in accordance with Section 8 of the Residential Properties (First-hand Sales) Ordinance, and the area of the other specified items (not included in the saleable area) are calculated in accordance with Part 2 of Schedule 2 to the Residential Properties (First-hand Sales) Ordinance.

Notes:

- The above areas specified in square feet are converted at a conversion rate of 1 square metre = 10.764 square feet and rounded off to the nearest whole square feet, which may be slightly different from that as shown in square metre.
- The symbol “-” as shown in the above table denotes “Not provided”.
- There is no verandah and utility platform in the residential properties of the Development.
- 4/F, 13/F, 14/F and 24/F are omitted.
- Towers 4 and 7 are omitted.

實用面積以及露台、工作平台及陽台(如有)的樓面面積,是按照《一手住宅物業銷售條例》第8條計算得出的。其他指明項目的面積(不計算入實用面積),是按照《一手住宅物業銷售條例》附表2第2部計算得出的。

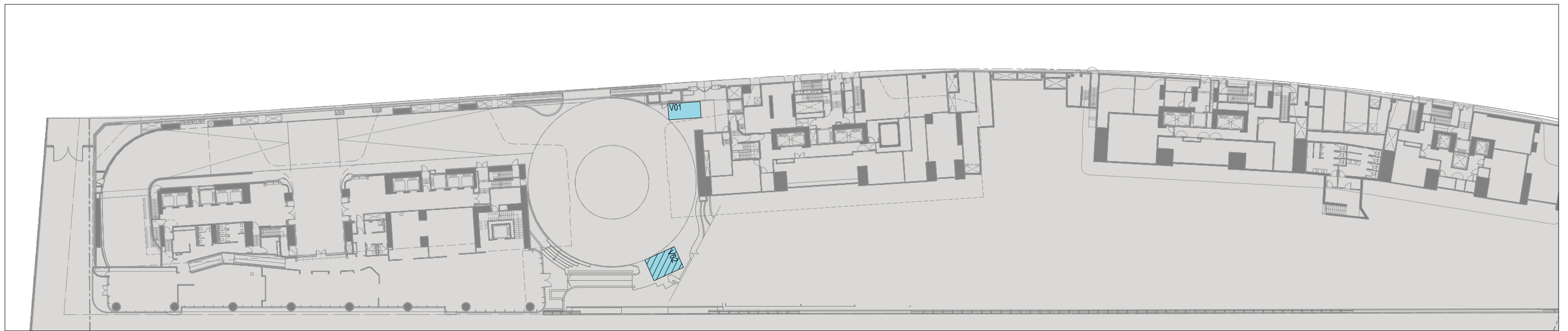
備註:

- 上述以平方呎所列之面積均以1平方米 = 10.764平方呎換算,並以四捨五入至整數平方呎。平方呎與平方米計算之面積可能有些微差異。
- 上表所顯示之「-」符號代表「不提供」。
- 發展項目住宅物業不設陽台及工作平台。
- 不設4樓、13樓、14樓及24樓。
- 不設第4及第7座。

13 FLOOR PLANS OF PARKING SPACES IN THE DEVELOPMENT

發展項目中的停車位的樓面平面圖

G/F PART PLAN
地下部分平面圖



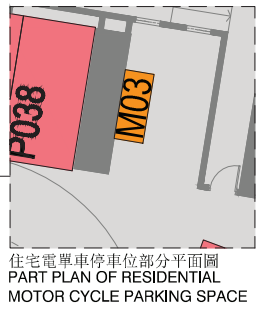
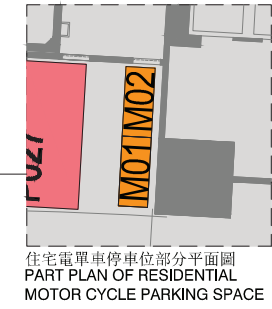
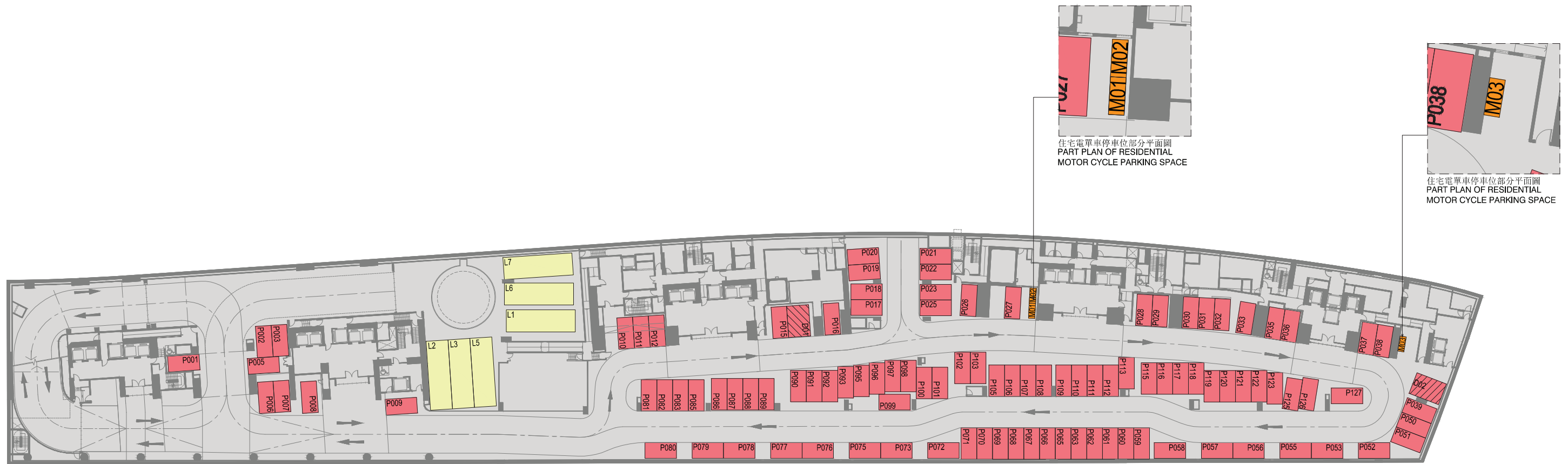
LEGEND 圖例

- Visitors' Parking Spaces
訪客停車位
- Accessible Visitors' Parking Space
暢通易達訪客停車位

13 FLOOR PLANS OF PARKING SPACES IN THE DEVELOPMENT

發展項目中的停車位的樓面平面圖

B1/F FLOOR PLAN
地庫1層樓面平面圖



LEGEND 圖例

- Residential Parking Spaces
住宅停車位
- Accessible Residential Parking Space
暢通易達住宅停車位
- Motor Cycle Parking Spaces
電單車停車位
- Loading and Unloading Spaces
裝卸貨物停車位

13 FLOOR PLANS OF PARKING SPACES IN THE DEVELOPMENT

發展項目中的停車位的樓面平面圖

B2/F FLOOR PLAN
地庫2層樓面平面圖



LEGEND 圖例

- Residential Parking Spaces
住宅停車位
- Accessible Residential Parking Space
暢通易達住宅停車位

13 FLOOR PLANS OF PARKING SPACES IN THE DEVELOPMENT

發展項目中的停車位的樓面平面圖

SCHEDULE OF LOCATION, NUMBERS, DIMENSIONS AND AREA OF PARKING SPACES
停車位位置、數目、尺寸及面積表

Location 位置	Category of parking spaces 停車位類別	Number 數目	Dimensions of Each Parking Space (L x W) (m) 每個停車位尺寸(長x闊)(米)	Area of Each Parking Space (sq. m) 每個停車位面積(平方米)
G/F 地下	Visitors' Parking Spaces 訪客停車位	1	5.0 x 2.5	12.5
	Accessible Visitors' Parking Space 暢通易達訪客停車位	1	5.0 x 3.5	17.5
B1/F 地庫1層	Residential Parking Spaces 住宅停車位	104	5.0 x 2.5	12.5
	Accessible Residential Parking Space 暢通易達住宅停車位	2	5.0 x 3.5	17.5
	Motor Cycle Parking Spaces 電單車停車位	3	2.4 x 1.0	2.4
	Loading and Unloading Spaces 裝卸貨物停車位	6	11.0 x 3.5	38.5
B2/F 地庫2層	Residential Parking Spaces 住宅停車位	207	5.0 x 2.5	12.5
	Accessible Residential Parking Space 暢通易達住宅停車位	1	5.0 x 3.5	17.5

14 SUMMARY OF PRELIMINARY AGREEMENT FOR SALE AND PURCHASE

臨時買賣合約的摘要

1. A preliminary deposit of 5% is payable on the signing of the preliminary agreement for sale and purchase. (the “preliminary agreement”)
 2. The preliminary deposit paid by the purchaser on the signing of that preliminary agreement will be held by a firm of solicitors acting for the owner, as stakeholders.
 3. If the purchaser fails to execute the agreement for sale and purchase within 5 working days after the date on which the purchaser enters into that preliminary agreement-
 - (a) that preliminary agreement is terminated;
 - (b) the preliminary deposit is forfeited; and
 - (c) the owner does not have any further claim against the purchaser for the failure.
1. 在簽署臨時買賣合約（該“臨時合約”）時須支付款額為 5% 的臨時訂金。
 2. 買方在簽署該臨時合約時支付的臨時訂金，會由代表擁有人行事的律師事務所以保證金保存人的身分持有。
 3. 如買方沒有於訂立該臨時合約的日期之後 5 個工作日內簽立買賣合約 –
 - (a) 該臨時合約即告終止；
 - (b) 有關的臨時訂金即予沒收；及
 - (c) 擁有人不得就買方沒有簽立買賣合約而針對買方提出進一步申索。

15 SUMMARY OF DEED OF MUTUAL COVENANT

公契的摘要

A. Common parts of the Development

According to the Deed of Mutual Covenant incorporating Management Agreement (“DMC”) in respect of the Development:

- (i) “**Common Areas**” means all of the Development Common Areas, Tower Common Areas and Car Park Common Areas.
- (ii) “**Common Facilities**” means all of the Development Common Facilities, Tower Common Facilities and Car Park Common Facilities.
- (iii) “**Common Areas and Facilities**” means all of the Common Areas and all of the Common Facilities.
- (iv) “**Car Park Common Areas**” means all those areas or parts of the Land and the Development, the right to the use of which is designated for the common use and benefit of the Owners and occupiers of the Car Parks, the Parking Spaces for Disabled Persons (excluding the Parking Space for Disabled Persons No.V02 on Ground Floor) and the Loading and Unloading Spaces (which areas or parts are subject to the easements, rights and privileges enjoyed by the Owners of the Residential Units and his tenants, servants, agents, guests, visitors, invitees, lawful occupants and licensees as mentioned in Clause A(1)(b) of Section III of the DMC) except the Car Parks, the Parking Spaces for Disabled Persons, the Visitors’ Parking Spaces and the Loading and Unloading Spaces designated on the approved carpark layout plan under Special Condition No. (26) of the Government Grant and which include, without limiting the generality of the foregoing, driveways, ramps, fan rooms, electric vehicle meter rooms (EV. meter rooms), duct room(s), electrical room(s) (ELECT. ROOM), water meter cabinet(s) (W.M.C.) and such areas within the meaning of “common parts” as defined in Section 2 of the Ordinance and any such areas specified in Schedule 1 to the Ordinance but shall exclude the Development Common Areas and Tower Common Areas. For the purpose of identification, the Car Park Common Areas are, where possible, shown coloured red on the plans certified as to their accuracy by or on behalf of the Authorized Person annexed to the DMC.
- (v) “**Car Park Common Facilities**” means all those installations and facilities in the Car Park Common Areas used in common by or installed for the common benefit of the Owners and occupiers of the Car Parks, the Parking Spaces for Disabled Persons (excluding the Parking Space for Disabled Persons No.V02 on Ground Floor) and the Loading and Unloading Spaces and not for the exclusive use or benefit of any individual Owner of the Car Park or the Development as a whole and, without limiting the generality of the foregoing, including drains, manholes, channels, water mains (if any), sewers, gutters, watercourses, cables, wells (if any), pipes, wires, salt and fresh water intakes (if any) and mains, fire fighting or security equipment and facilities, pumps, switches, meters, lights, ventilation air duct, fans, vent ducts, smoke vents, hose reels (H.R.), suspended seal trap gully (Suspended STG) and other apparatus and equipment and facilities.
- (vi) “**Development Common Areas**” means all those areas or parts of the Land and the Development, the right to the use of which is designated for the common use and benefit of the Owners and occupiers of all the Units and is not given by the DMC or otherwise to the First Owner or the Owner of any individual Unit and which include, without limiting the generality of the foregoing,

- (a) external walls of the Development (excluding external walls forming part of Tower Common Areas);
- (b) driveways, ramps, lift(s) (excluding those forming part of the Tower Common Areas and the Residential Units), lift lobby(ies) (excluding those forming part of the Tower Common Areas and the Residential Units), pipe duct room(s), owners’ corporation office, offices and accommodations for watchmen and caretakers, lavatory for watchmen and management staff, high voltage switch room(s), transformer room(s), low voltage switch room(s), sprinkler pump & tank room, fire service control centre, fuel tank room(s), fuel pump room(s), quarters for watchmen and caretakers, emergency generator rooms at Towers 2, 5, and 6, master water meter room, fan room(s), refuse storage and material recovery chambers, electrical room and electric vehicle meter room (ELEC. room & EV. meter room), electrical rooms (ELEC. rooms), extra low voltage rooms (ELV. room), reinforced concrete basement wall(s), cavity wall(s) for drainage channel, water meter cabinet(s) (W.M.C.), suspended seal trap gully, gate(s), air-conditioning plant room(s), flat roof(s), lift shaft(s) (excluding those forming part of the Tower Common Areas and the Residential Units), corridors, roads, footpaths, pavements, stairs, walkways, passageways, entrances, open spaces, staircases, steps;
- (c) areas for the installation or use of aerial broadcast distribution or telecommunications network facilities;
- (d) Drainage Reserve Areas (excluding those areas forming part of the Tower Common Areas);
- (e) such areas within the meaning of “common parts” as defined in Section 2 of the Ordinance and any such areas specified in Schedule 1 to the Ordinance but shall exclude the Car Park Common Areas and the Tower Common Areas.

For the purpose of identification, the Development Common Areas are, where possible, shown coloured yellow on the plans certified as to their accuracy by or on behalf of the Authorized Person annexed to the DMC.

- (vii) “**Development Common Facilities**” means all those installations and facilities in the Development Common Areas used in common by or installed for the common benefit of the Owners and occupiers of all the Units of the Development as part of the amenities thereof and not for the exclusive benefit of any individual Owner of a Unit and, without limiting the generality of the foregoing, including, emergency generator(s) at Towers 2, 5, and 6, fuel pump, fuel tank, sprinkler water tank, fire service inlets, drains, manhole, channels, water mains, sewers, gutters, cables, pipes, wires, salt and fresh water intakes and mains, fire fighting or security equipment and facilities, pumps, switches, meters, lights, sanitary fittings, refuse disposal equipment and facilities, communal aerials, lightning protection system, trenches, vent duct(s), vent shaft(s), pipe duct(s), hose reel(s) (H.R.), electrical duct(s) (EL duct/EL D), air duct(s) and other apparatus equipment and facilities.

- (viii) “**Tower Common Areas**” means all those areas or parts of the Land and the Development, the right to the use of which is designated for common use and benefit of the Owners and occupiers of all the Residential Units and is not given by the DMC or otherwise to the First Owner or the Owner of any individual Residential Unit and which, without limiting the generality of the foregoing, include:

- (a) external walls of the Towers, including the non-structural prefabricated external walls and the curtain walls (except the openable parts of the curtain walls wholly enclosing or fronting a Residential Unit and such pieces of vision panels forming part of the curtain walls and wholly enclosing or fronting a Residential Unit, which said openable parts and vision panels shall form part of the relevant Residential Unit);
- (b) architectural features (if any) forming part of or on such external walls and/or curtain walls;
- (c) Covered Landscaped Areas, duct room(s), planters, water features, sewerage water tank and pump rooms, air-conditioning plant room(s) (excluding those forming part of the Residential Units), potable and flushing water tank and pump room(s), potable and flushing water tank room(s), potable and flushing water pump room(s), potable and flushing pump room(s), potable water tank room(s), potable water pump room(s), fire service water tank and pump room(s), lift lobby(ies) (excluding those forming part of the Development Common Areas and the Residential Units), lift shaft(s) (excluding those forming part of the Development Common Areas and the Residential Units), reception(s), entrance lobby(ies), low voltage switch room, high voltage switch room, transformer room, refuse storage and material recovery room(s) (R.S.&M.R.R.), fan room(s), lift machine room(s) (excluding those forming part of the Residential Units), electrical meter cabinet(s), flushing water tank room(s), top roof(s), town gas control room, telecommunications and broadcasting room(s) (TBE room), flat roof(s) (excluding those forming part of the Residential Unit(s)), flushing and cleansing water pump room(s), extra low voltage room(s) (ELV. room/ELV.), communal aerial broadcast distribution room(s), water meter cabinet(s), stairs, pipes, drains, sewers, staircases, walkways, canopy, corridors, pipe duct(s), vent duct(s), vent shaft(s), air ducts, cable duct(s), common flat roof(s), common roof(s), cover(s) of E&M room, driveways, ramps, electrical duct (EL duct), fire hydrants (F.H.), filtration plant room(s), hose reels (H.R.), hard landscape(s), loading and unloading parking area(s), service corridor(s), turntable, gas control room(s), protected lobby(ies) (P.L.), cleansing and tank pump room(s), maintenance space(s) for pipe ducts, external drainage pipes enclosed by architectural features, dog house(s), top of balcony, potable, flushing and cleansing water pump room(s), potable, flushing and cleansing water tank room(s), cleansing water tank and pump room(s), electrical room(s) (ELEC. room/E.L./EL), potable and cleansing water pump room(s), pump room(s), flushing and cleansing water tank and pump room(s), potable water tank and flushing water tank

15 SUMMARY OF DEED OF MUTUAL COVENANT

公契的摘要

and pump room(s), emergency generator room at Tower 8, potable, flushing and cleansing water tank and flushing water pump room(s);

- (d) Recreational Facilities;
- (e) the Greeneries Areas;
- (f) Drainage Reserve Areas (excluding those areas forming part of the Development Common Areas);
- (g) Visitors' Parking Spaces;
- (h) Parking Spaces for Disabled Persons;
- (i) Loading and Unloading Spaces;
- (j) external wall of clubhouse at the ground floor and first floor of Tower 1 and Tower 2;
- (k) access to access opening for operating CCTV imaging device for inspection of external drainage pipes and working space for maintenance of external drainage pipes;
- (l) such areas within the meaning of "common parts" as defined in Section 2 of the Ordinance and any such areas specified in Schedule 1 to the Ordinance but shall exclude the Development Common Areas and the Car Park Common Areas.

For the avoidance of doubt, any vision panel forming part of the curtain walls of the Tower(s) that does not wholly enclose a Residential Unit but extends across two or more Residential Units shall form part of the Tower Common Areas.

For the purpose of identification, the Tower Common Areas are, where possible, shown coloured green, green stippled black, and green and marked with "+" on the plans annexed to the DMC certified as to their accuracy by or on behalf of the Authorized Person.

- (ix) **"Tower Common Facilities"** means all those installations and facilities in the Tower Common Areas used in common by or installed for the common benefit of the Owners and occupiers of all the Residential Units and not for the exclusive use or benefit of any individual Owner of a Residential Unit or the Development as a whole and which, without limiting the generality of the foregoing, include Building Maintenance Unit for Tower(s) and clubhouse, generator(s), sewerage water tank(s), fire service water tank(s), fire service inlet(s), fixed glazing with maintenance window(s), glass balustrade(s), solid parapet wall(s), acoustic fin(s) with sound absorptive material and sound absorptive material at side wall forming part of the Noise Mitigation Measures, drains, potable flushing water tanks, water tanks, concrete plinth, fiberglass flushing water tanks, extra low voltage duct(s), emergency generator(s) at Tower 8 and the associated installations in all pump rooms and facilities in the lift machine room, external drainage pipes and other services, apparatus, equipment and facilities.

B. Number of undivided shares assigned to each residential property in the Development

Tower	Floor	Residential Unit	No. of Undivided Shares allocated to each Residential Unit
1	2/F	Unit A	196
		Unit B	224
	3/F and 5/F – 10/F	Unit A	182
		Unit B	209
	11/F – 12/F and 15/F	Unit A	182
		Unit B	209
	16/F – 23/F and 25/F – 26/F	Unit A	182
		Unit B	209
	27/F	Unit A	182
		Unit B	209
28/F (simplex)	Unit A	383	
29/F and 30/F (duplex)	Unit A	697	
2	2/F	Unit A	221
		Unit B	259
	3/F, 5/F – 12/F and 15/F – 18/F	Unit A	208
		Unit B	242
	19/F – 21/F	Unit A	208
		Unit B	242
	22/F – 23/F and 25/F – 26/F	Unit A	208
		Unit B	242
	27/F	Unit A	208
		Unit B	242
28/F (simplex)	Unit A	427	
29/F and 30/F (duplex)	Unit A	786	
3	1/F	Unit A	312
		Unit B	339
	2/F – 3/F, 5/F – 12/F and 15/F – 21/F	Unit A	308
		Unit B	337
	22/F – 23/F and 25/F – 26/F	Unit A	309
		Unit B	338
	27/F	Unit A	309
		Unit B	338
	28/F (simplex)	Unit A	592
	29/F and 30/F (duplex)	Unit A	912

Tower	Floor	Residential Unit	No. of Undivided Shares allocated to each Residential Unit
5	1/F	Unit A	218
		Unit B	183
	2/F – 3/F, 5/F – 12/F and 15/F – 18/F	Unit A	215
		Unit B	181
	19/F – 21/F	Unit A	215
		Unit B	181
	22/F – 23/F and 25/F – 27/F	Unit A	215
		Unit B	181
	28/F (simplex)	Unit A	363
	29/F and 30/F (duplex)	Unit A	641
6	1/F	Unit A	161
		Unit B	160
	2/F – 3/F, 5/F – 12/F, 15/F, 16/F, 18/F – 23/F and 25/F – 27/F	Unit A	158
		Unit B	157
	17/F	Unit A	158
		Unit B	157
	28/F – 29/F	Unit A	158
		Unit B	157
	30/F (simplex)	Unit A	302
	8	1/F	Unit A
Unit B			126
2/F – 3/F, 5/F – 12/F, 15/F – 23/F and 25/F – 31/F		Unit A	130
		Unit B	130
32/F		Unit A	131
		Unit B	131

Notes:

- (1) There are no designations of 4/F, 13/F, 14/F and 24/F in Towers 1, 2, 3, 5, 6 and 8.
- (2) There are no designations of Tower 4 and Tower 7.

C. Terms of years for which the manager of the Development is appointed

Subject to the provisions of the Ordinance, the DMC Manager will be appointed as the first manager to manage the Land and the Development for the initial term of TWO years from the date of the DMC and thereafter shall continue to manage the Development until its appointment is terminated in accordance with the provisions of the DMC.

15 SUMMARY OF DEED OF MUTUAL COVENANT

公契的摘要

D. Basis on which the management expenses are shared among the owners of the residential properties in the Development

The Manager shall determine the amount which each Owner shall contribute towards the management expenditure in accordance with the following principles:

- (a) Each Owner of a Unit of the Development shall contribute to the amount assessed under Part A of the annual Management Budget in the proportion which the number of the Management Shares allocated to his Unit bears to the total number of the Management Shares allocated to all Units of and in the Development. Part A shall cover the estimated management expenditure which in the opinion of the Manager are attributable to the management and maintenance of the Development Common Areas and the Development Common Facilities and any areas or facilities within or outside the Land and the Development that are required to be maintained by the Owners under the Government Grant or for the benefit of all the Owners (excluding those estimated management expenditure contained in Part B and Part C of the Management Budget);
- (b) Each Owner in addition to the amount payable under (a) above shall in respect of each Residential Unit of which he is the Owner contribute to the amount assessed under Part B of the annual Management Budget in the proportion which the number of Management Shares allocated to his Residential Unit bears to the total number of the Management Shares allocated to all Residential Units of and in the Development. Part B shall contain the estimated management expenditure which in the opinion of the Manager are attributable solely to the management and maintenance of the Tower Common Areas and Tower Common Facilities or solely for the benefit of all the Owners of the Residential Units; and, for the avoidance of doubt, Part B shall also contain such parts of the estimated management expenditure in respect of the Car Park Common Areas and Car Park Common Facilities which in the reasonable opinion of the Manager are attributable to the use of the Parking Spaces for Disabled Persons (excluding the Parking Space for Disabled Persons No.V02 on Ground Floor) and the Loading and Unloading Spaces; and
- (c) Each Owner in addition to the amount payable under (a) above shall in respect of each Car Park of which he is the owner contribute to the amount assessed under Part C of the annual Management Budget in the proportion which the number of Management Shares allocated to his Car Park bears to the total number of Management Shares allocated to all Car Parks of and in the Development. Part C shall contain the estimated management expenditure which in the opinion of the Manager are attributable solely to the management and maintenance of the Car Park Common Areas and the Car Park Common Facilities or solely for the benefit of all the Owners of the Car Parks excluding for the avoidance of doubt, parts of the estimated management expenditure in respect of the Car Park Common Areas and Car Park Common Facilities which in the reasonable opinion of the Manager are attributable to the use of the Parking Spaces for Disabled Persons (excluding the Parking Space for Disabled Persons No.V02 on Ground Floor) and the Loading and Unloading Spaces which shall be treated as falling within Part B of the annual Management Budget.

E. Basis on which management fee deposit is fixed

The amount of management fee deposit is equivalent to 2 months' monthly contribution of the first year's budgeted management expenditure payable in respect of a Unit and such sum shall not be used to set off against monthly contribution of the management expenditure or any other contributions to be made by the first Owner of each Unit, and such sum is non-refundable but transferable.

F. Area (if any) in the Development retained by the owner for that owner's own use

Not applicable.

Note:

- (1) Unless otherwise defined in this sales brochure, capitalized term used in the above shall have the same meanings of such terms in the DMC.
- (2) For full details, please refer to the DMC which is free for inspection during opening hours at the sales office. A copy of the DMC is available upon request and payment of the necessary photocopying charges.

A. 發展項目的公用部分

根據發展項目的公契及管理協議(「公契」):

- (i) 「公用地方」指所有發展項目公用地方、住宅大廈公用地方及停車場公用地方。
- (ii) 「公用設施」指所有發展項目公用設施、住宅大廈公用設施及停車場公用設施。
- (iii) 「公用地方及設施」指所有公用地方及所有公用設施。
- (iv) 「停車場公用地方」指該土地及發展項目中供停車位、傷殘人士停車位(不包括位於地下的傷殘人士停車位 V02 號)及上落貨停車位的業主及佔用人共同使用及享用的所有該等區域或部分(該等區域或部分受限於公契第 III 部分第 A(1)(b) 條所述由住宅單位業主及其租客、傭工、代理人、賓客、訪客、被邀請者、合法佔有人和被許可人享用的地役權、權利和特權),但不包括根據批地文件特別條款第(26)條經批准的停車位佈局圖則指定的停車位、傷殘人士停車位、訪客停車位及上落貨停車位,及在不限制前文的概括性的原則下,包括行車道、斜道、通風機房、電動車儀錶房(EV. meter rooms)、管道房、電力房(ELECT. ROOM)、水錶箱(W.M.C.)和符合條例第2條中「公用部分」的釋義的該等地方和條例附表1指明的任何該等地方,但不包括發展項目公用地方及住宅大廈公用地方。停車場公用地方(如可以在圖則上顯示)在附錄於公契並經認可人士或其代表核證為準的圖則上以紅色顯示,僅供識別。
- (v) 「停車場公用設施」指停車場公用地方內供停車位、傷殘人士停車位(不包括位於地下的傷殘人士停車位 V02 號)及上落貨停車位的業主及佔用人共同使用及享用,而非供任何個別停車位業主獨家使用或整個發展項目享用的所有該等裝置及設施,及在不限制前文的概括性的原則下,包括排水渠、沙井、渠道、總水管(如有)、污水渠、簷溝、水道、電纜、水井(如有)、管道、電線、鹹水及淡水進水口(如有)及總進水口、消防或保安設備及設施、泵、電掣、儀錶、照明、通風管道槽、風扇、通風管道、排煙口、消防喉轆(H.R.)、懸掛式密封並裝有隔氣彎管的集水溝(Suspended STG)及其他器具及設備及設施。
- (vi) 「發展項目公用地方」指該土地及發展項目內供所有單位的業主及佔用人共同使用及享用,而非非公契或其他規定給予第一擁有人或任何個別單位業主單獨使用的該等地方或部分,及在不限制前文的概括性的原則下,包括:
 - (a) 發展項目的外牆(不包括構成住宅大廈公用地方一部分的外牆);

15 SUMMARY OF DEED OF MUTUAL COVENANT

公契的摘要

- (b) 行車道、斜道、升降機（不包括構成住宅大廈公用地方和住宅單位一部分的升降機）、升降機大堂（不包括構成住宅大廈公用地方和住宅單位一部分的升降機大堂）、管道槽房、業主立案法團辦事處、保安及管理員的辦事處及處所、保安及管理人員的洗手間、高壓電掣房、變壓器房、低壓電掣房、花灑泵及水箱房、消防控制中心、燃料缸房、燃料泵房、保安及管理員宿舍、第2、5及6座的緊急發電機機房、總水錶房、通風機房、垃圾收集及物料回收室、電力房和電動車儀錶房 (ELEC. room & EV. Meter Room)、電力房 (ELEC. room)、特低壓電掣房 (ELV. room)、鋼筋混凝土庫牆、排水渠的空心牆、水錶箱 (W.M.C)、懸掛式密封集水溝、閘門、空調機房、平台、升降機槽（不包括構成住宅大廈公用地方和住宅單位之部分）、走廊、道路、小徑、行人路、樓梯、人行道、通道、入口、休憩用地、樓梯間及梯級；
- (c) 天線廣播分布或電訊網絡設施的安裝或使用區；
- (d) 渠務專用範圍（不包括構成住宅大廈公用地方一部分的範圍）；
- (e) 符合條例第2條中「公用部分」的釋義的該等地方和條例附表1指明的任何該等地方，但不包括停車場公用地方及住宅大廈公用地方。

發展項目公用地方（如可以在圖則上顯示）在附錄於公契並經認可人士或其代表核證為準確的圖則上以黃色顯示，僅供識別。

- (vii) 「發展項目公用設施」指發展項目公用地方內作為適意設施一部分而供發展項目所有單位的業主及佔用人共同使用及享用，而並非供任何個別單位業主獨家享用的所有該等裝置及設施，及在不限制前文的概括性的原則下，包括第2、5及6座的緊急發電機機房、燃料泵、燃料缸、花灑水缸、消防入水口、排水渠、沙井、渠道、總水管、污水渠、簷溝、電纜、管道、電線、鹹水及淡水進水口及總水管、消防及保安設備及設施、泵、電掣、儀錶、照明、衛生設施、垃圾處理設備和設施、公用天線、雷電保護系統、溝渠、通風管道、通風井、管道槽、消防喉轆 (H.R.)、電線槽 (EL duct/EL D)、排氣管及其他器具、設備及設施。
- (viii) 「住宅大廈公用地方」指該土地及發展項目內供所有住宅單位的業主及佔用人共同使用及享用，而並非按公契或其他規定給予

第一擁有人或任何個別住宅單位業主獨家享用的所有該等地方或部分，及在不限制前文的概括性的原則下，包括：

- (a) 住宅大廈的外牆，包括非結構預製外牆及幕牆（不包括完全圍封或面向住宅單位的幕牆的可開合部分，以及完全圍封或面向住宅單位的幕牆一部分的視窗板，而該可開合部分和視窗板則構成相關住宅單位一部分）；
- (b) 構成外牆及 / 或幕牆一部分或其上面的建築裝飾（如有）；
- (c) 有蓋園景區、槽房、花槽、人工水景、污水水箱及泵房、空調機房（不包括構成住宅單位之部分）、食水及沖廁水箱及泵房、食水及沖廁水箱房、食水及沖廁水泵房、食水及沖廁泵房、食水箱房、食水泵房、消防水缸及泵房、升降機大堂（不包括構成發展項目公用地方和住宅單位之部分）、升降機槽（不包括構成發展項目公用地方和住宅單位之部分）、升降機槽（不包括構成發展項目公用地方和住宅單位之部分）、接待處、入口大堂、低壓電掣房、高壓電掣房、變壓器房、垃圾收集及物料回收室 (R.S.&M. R.R.)、通風機房、升降機機房（不包括構成住宅單位之部分）、電錶箱、沖廁水箱房、頂層天台、煤氣控制房、電訊及廣播室 (TBE room)、平台（不包括構成住宅單位之部分）、沖廁水及清潔水泵房、特低壓電掣房 (ELV. room/ELV.)、公用天線廣播分布房、水錶櫃、樓梯、管道、排水渠、污水渠、樓梯、人行道、簷篷、走廊、管道槽、通風管道、通風井、排氣管、電纜管道、公用平台、公用天台、機電房頂蓋、行車道、斜道、電線槽 (EL duct)、消防栓 (F.H.)、濾水機房、消防喉轆 (H.R.)、園景建築、上落貨停車區域、服務走廊、轉車台、氣體控制室、防護門廊 (P.L.)、清潔及水箱泵房、管道槽維修空間、被建築裝飾圍封的外部排水管道、連接下層的機電設施管道、露台頂部、食水、沖廁水和清潔水泵房、食水、沖廁水和清潔水箱房、清潔水箱和泵房、電力室 (ELEC. room/E.L./EL)、食水及清潔水泵房、泵房、沖廁水清潔水箱和泵房、食水箱和沖廁水箱和泵房、第8座緊急發電機機房、食水、沖廁水及清潔水箱及沖廁水泵房；
- (d) 康樂設施；
- (e) 綠化地方；
- (f) 渠務專用範圍（不包括構成發展項目公用地方之範圍）；

- (g) 訪客停車位；
- (h) 傷殘人士停車位；
- (i) 上落貨停車位；
- (j) 第1座和第2座地下和第一層會所的外牆；
- (k) 進入操作為檢查外在渠管的閉路電視影像裝置，以及維修外在渠管工作空間的通道；
- (l) 符合條例第2條中「公用部分」的釋義的該等地方和條例附表1指明的任何該等地方，但不包括發展項目公用地方及停車場公用地方。

為免存疑，任何構成住宅大廈幕牆一部分但沒有完全圍封住宅單位而覆蓋兩個或以上住宅單位的視窗板將構成住宅大廈公用地方一部分。

住宅大廈公用地方（如可以在圖則上顯示）在附錄於公契並經認可人士或其代表核證為準確的圖則上以綠色、綠色加黑點及綠色連（“+”）顯示，僅供識別。

- (ix) 「住宅大廈公用設施」指住宅大廈公用地方內供所有住宅單位的業主及佔用人共同使用及享用，而並非供任何個別住宅單位業主獨家使用或整個發展項目享用的所有該等裝置及設施，及在不限制前文的概括性的原則下，包括住宅大廈和會所大廈維修裝置、發電機、污水缸、消防水缸、消防入水口、構成噪音緩解設施一部分的固定窗戶及維修窗、玻璃圍欄、實心護牆、具有吸音物料的隔聲牆及側牆壁上的吸音物料、排水渠、食水及沖廁水缸、水缸、混凝土基座、玻璃纖維沖廁水缸、特低電壓槽、設於第8座的緊急發電機及設置於所有泵房的相關裝置及設置於升降機機房設施、外牆渠管及其他服務、器具、設備及設施。

B. 分配予發展項目中的每個住宅物業的不分割份數的數目

座數	樓層	住宅單位	每個住宅單位獲分配的不分割份數的數目
1	2樓	A單位	196
		B單位	224
	3樓及5樓 – 10樓	A單位	182
		B單位	209
	11樓 – 12樓及15樓	A單位	182
		B單位	209

15 SUMMARY OF DEED OF MUTUAL COVENANT

公契的摘要

座數	樓層	住宅單位	每個住宅單位獲分配的不分割份數的數目
1	16樓 – 23樓及 25樓 – 26樓	A單位	182
		B單位	209
	27樓	A單位	182
		B單位	209
28樓(單層)	A單位	383	
	29樓及30樓 (複式)	A單位	697
2	2樓	A單位	221
		B單位	259
	3樓、5樓 – 12樓及 15樓 – 18樓	A單位	208
		B單位	242
	19樓 – 21樓	A單位	208
		B單位	242
	22樓 – 23樓及 25樓 – 26樓	A單位	208
		B單位	242
	27樓	A單位	208
		B單位	242
28樓(單層)	A單位	427	
29樓及30樓(複式)	A單位	786	
3	1樓	A單位	312
		B單位	339
	2樓 – 3樓、 5樓 – 12樓及 15樓 – 21樓	A單位	308
		B單位	337
	22樓 – 23樓及 25樓 – 26樓	A單位	309
		B單位	338
	27樓	A單位	309
		B單位	338
28樓(單層)	A單位	592	
29樓及30樓(複式)	A單位	912	
5	1樓	A單位	218
		B單位	183
	2樓 – 3樓、 5樓 – 12樓及 15樓 – 18樓	A單位	215
		B單位	181
	19樓 – 21樓	A單位	215
		B單位	181
	22樓 – 23樓及 25樓 – 27樓	A單位	215
		B單位	181
28樓(單層)	A單位	363	
29樓及30樓(複式)	A單位	641	

座數	樓層	住宅單位	每個住宅單位獲分配的不分割份數的數目
6	1樓	A單位	161
		B單位	160
	2樓 – 3樓、 5樓 – 12樓、 15樓、16樓、 18樓 – 23樓及 25樓 – 27樓	A單位	158
		B單位	157
	17樓	A單位	158
		B單位	157
28樓 – 29樓	A單位	158	
	B單位	157	
30樓(單層)	A單位	302	
8	1樓	A單位	126
		B單位	126
	2樓 – 3樓、 5樓 – 12樓、 15樓 – 23樓及 25樓 – 31樓	A單位	130
		B單位	130
	32樓	A單位	131
		B單位	131

備註：

- (1) 第1座、第2座、第3座、第5座、第6座及第8座不設4樓、13樓、14樓及24樓。
- (2) 發展項目不設第4座和第7座。

C. 有關發展項目的管理人的委任年期

受限於條例的規定，公契管理人將獲委任為管理該土地及發展項目的第一任管理人，任期為從公契之日起的首2年，其後繼續管理發展項目直至按公契規定終止其委任。

D. 管理開支按甚麼基準在發展項目中的住宅物業的擁有人之間分擔

管理人將按下列原則決定每個業主須分擔管理開支的款額：

- 發展項目的每個單位業主須按他的單位獲分配的管理份數的數目佔發展項目所有單位獲分配的管理份數的總數之比例分擔年度管理預算A部分評估的款項。A部分涵蓋管理人認為歸屬管理與保養發展項目公用地方及發展項目公用設施及政府批地文

件要求業主保養、處於該土地及發展項目之內或之外的任何區域或設施或供所有業主享用的預計管理開支（不包括管理預算中B部分及C部分載有的預計管理開支）；

- 每個業主除了須支付以上(a)項應付的款項外，還須就他作為業主的每個住宅單位按其住宅單位獲分配的管理份數的數目佔發展項目所有住宅單位獲分配的管理份數的總數之比例分擔年度管理預算B部分評估的款項。B部分載有管理人認為僅歸屬管理與保養住宅大廈公用地方及住宅大廈公用設施或僅供所有住宅單位業主享用的預計管理開支。為免存疑，B部分還載有管理人合理認為有關停車場公用地方及停車場公用設施中歸屬使用傷殘人士停車位（不包括傷殘人士停車位V02號）及上落貨停車位的預計管理開支之該等部分；及
- 每個業主除了須支付以上(a)項應付的款項外，還須就他作為業主的每個停車位按其停車位獲分配的管理份數的數目佔發展項目所有停車位獲分配的管理份數的總數之比例分擔年度管理預算C部分評估的款項。C部分載有管理人認為僅歸屬管理與保養停車場公用地方及停車場公用設施或僅供所有停車位業主享用的預計管理開支。為免存疑，C部分不包括管理人合理認為有關停車場公用地方及停車場公用設施中歸屬使用傷殘人士停車位（不包括傷殘人士停車位V02號）及上落貨停車位的預計管理開支之該等部分，該等部分將被視為屬於年度管理預算的B部分。

E. 計算管理費按金的基準

管理費按金金額相等於每個單位應付的首年預算管理開支之每月分擔款項的兩(2)個月款項。該款項不能用作抵銷每個單位的首名業主應付的管理開支的每月分擔款項或任何其他分擔款項。該款項不能退還，但可以轉讓。

F. 擁有人在發展項目中保留作自用的範圍(如有的話)

不適用

備註：

- (1) 除售樓說明書另作定義，以上使用的專有詞語具有公契內該詞語的相同意義。
- (2) 請查閱公契以了解全部詳情。公契已備存於售樓處，於開放時間可供免費查閱，並可在支付必要之影印費後取得公契之副本。

16 SUMMARY OF LAND GRANT

批地文件的摘要

1. The Development is constructed on Ap Lei Chau Inland Lot No.136 (“the lot”) which is held under the Agreement and Conditions of Sale registered in the Land Registry as Conditions of Sale No.20299 (“the Land Grant”).
2. The lot is granted for a term of 50 years commencing from 30th March 2017.
3. General Condition No.7 of the Land Grant stipulates that:
 - (a) The Purchaser shall throughout the tenancy having built or rebuilt (which word refers to redevelopment as contemplated in sub-clause (b) of this General Condition) in accordance with these Conditions:
 - (i) maintain all buildings in accordance with the approved design and disposition and any approved building plans without variation or modification thereto; and
 - (ii) maintain all buildings erected or which may hereafter be erected in accordance with these Conditions or any subsequent contractual variation of them, in good and substantial repair and condition and in such repair and condition deliver up the same at the expiration or sooner determination of the tenancy.
 - (b) In the event of the demolition at any time during the tenancy of any building then standing on the lot or any part thereof, the Purchaser shall replace the same either by sound and substantial building or buildings of the same type and of no less gross floor area or by building or buildings of such type and value as shall be approved by the Director of Lands (“the Director”). In the event of demolition as aforesaid, the Purchaser shall within one calendar month of such demolition apply to the Director for consent to carry out building works for the redevelopment of the lot and upon receiving such consent shall within three calendar months thereof commence the necessary redevelopment works and shall complete the same to the satisfaction of and within such time limit as is laid down by the Director.
4. Special Condition No.(3) of the Land Grant stipulates that:
 - (a) There is excepted and reserved unto the Government the strata of land (including the airspace) between the level of 2.0 metres below the ground level of the areas shown coloured pink stippled green, pink hatched black stippled green, pink stippled red and pink hatched black stippled red on PLAN I annexed to the Land Grant (which areas are hereinafter collectively referred to as “the Areas”) and the level of 4.5 metres above the ground level of the Areas and delineated and shown coloured blue on PLAN II annexed to the Land Grant (which strata of land (including the airspace) is hereinafter collectively referred to as “the Reserved Area”). For the purposes of this Special Condition, the decision of the Director as to what constitutes the ground level of the Areas shall be final and binding on the Purchaser.
 - (b) Save as provided in Special Conditions Nos.(4)(f) and (4)(g) of the Land Grant, the Purchaser shall have no right of or title to the ownership, possession or use of the Reserved Area.
 - (c) Neither the Purchaser nor any other person shall make any objection or have any right or claim to compensation against the Government whatsoever whether under any enactment or otherwise in respect of the exception and reservation under sub-clauses (a) or (d) of this Special Condition or in respect of any liabilities, losses, damages, claims, costs, expenses, charges, actions, demands and proceedings of whatsoever nature howsoever caused arising directly or indirectly out of or as a consequence of the use of the Reserved Area (including the Passageway as referred to in Special Condition No.(4)(a) of the Land Grant) by the public.
 - (d) Throughout the term agreed to be granted by the Land Grant, there are excepted and reserved unto the Government free of any costs or charges:
 - (i) the rights of support and protection to the Passageway as referred to in Special Condition No.(4)(a) of the Land Grant and the structures erected or to be erected within or on the Reserved Area and their supporting structures and connections, the rights to all necessary easements, the rights of way to and from the Reserved Area and any part or parts thereof through the lot and any buildings or structures erected or to be erected on the lot and the rights of passage of gas, electricity, water, drainage or other effluent, air, telephone lines and other services to and from the Reserved Area and any part or parts thereof through any gutters, pipes, wires, cables, sewers, drains, ducts, flues, conduits and watercourses and other conducting media laid or to be laid or running along, through, over, upon, under or in the lot or any building, structures and erections thereon or any part or parts thereof; and
 - (ii) the rights to adjacent and lateral support and protection from damage of the Passageway as referred to in Special Condition No.(4)(a) of the Land Grant and the structures erected or to be erected within or on the Reserved Area; and during development or re-development of the lot or during the period of modification or reconstruction of the building or buildings erected or to be erected on the lot, the Purchaser shall at his own expense carry out such works as may be necessary or required by the Director and in all respects to his satisfaction to ensure proper use of the Reserved Area by the public.
 - (e) Throughout the term agreed to be granted by the Land Grant, there is reserved and excepted unto the Director, his officers, contractors and agents, his or their workmen and any other person authorized by the Director with or without tools, equipment, plant, machinery or motor vehicles, free of all costs and charges the right to enter into, upon and through the lot or any part or parts thereof and in, under, through, on or over any building or buildings or any part thereof erected thereon at all times to and from the Reserved Area for the purpose of constructing, inspecting, maintaining, repairing and renewing any structures, installations and other services across, through, within or under the Reserved Area.
 - (f) The Government, the Director and his officers, contractors and agents, his or their workmen or other duly authorized persons shall have no liability in respect of any loss, damage, nuisance or disturbance whatsoever caused to or suffered by the Purchaser or any persons arising out of or incidental to the exercise of the rights conferred under this Special Condition and no claim whatsoever shall be made against the Government, the Director and his officers, contractors and agents, his or their workmen and other duly authorized persons by the Purchaser in respect of any such loss, damage, nuisance or disturbance.
5. Special Condition No.(4) of the Land Grant stipulates that:
 - (a) (i) The Purchaser shall on or before the 30th day of June 2023 or such other date as may be approved by the Director, at his own expense, in such manner with such materials and to such standards, levels, alignment and design as the Director shall approve and in all respects to the satisfaction of the Director lay, form, provide, construct and surface a pedestrian passageway together with such stairs, ramps, lighting, escalators and other ancillary facilities and services as the Director in his absolute discretion may require (hereinafter collectively referred to as “the Passageway”) in the Reserved Area.
 - (ii) The width of those portions of the Passageway within the Reserved Area shown coloured pink stippled green and pink hatched black stippled green on PLAN I annexed to the Land Grant shall be 5 metres.
 - (iii) The width of those portions of the Passageway within the Reserved Area shown coloured pink stippled red and pink hatched black stippled red on PLAN I annexed to the Land Grant shall be 5 metres.
 - (b) (i) Save as provided in sub-clause (a)(i) of this Special Condition, no building or structure or support for any building or structure shall be erected or constructed within the Reserved Area.
 - (ii) Except with the prior written consent of the Director, no building or structure or support for any building or structure shall be erected or constructed in or protrude over the airspace above those portions of the Reserved Area shown coloured pink stippled green and pink hatched black stippled green on PLAN I annexed to the Land Grant.
 - (c) The Purchaser shall at his own expense and in all respects to the satisfaction of the Director uphold, manage, repair and maintain the Reserved Area and everything forming a portion of or pertaining to it including but not limited to the Passageway until such time as possession of the Reserved Area has been re-delivered to the Government in accordance with sub-clause (f) of this Special Condition.
 - (d) In the event of the non-fulfilment of the Purchaser’s obligations under sub-clause (a) or sub-clause (c) of this Special Condition, the Government may carry out the necessary works at the cost of the Purchaser who shall pay to the Government on demand a sum equal to the cost thereof, such sum to be determined by the Director whose determination shall be final and binding on the Purchaser.
 - (e) The Government shall have no liability in respect of any loss, damage, nuisance or disturbance whatsoever caused to or suffered by the Purchaser or any other person whether arising out of or incidental to the fulfilment of the Purchaser’s obligations under sub-clauses (a) or (c) of this Special Condition or the exercise of the rights by the Government under sub-clause (d) of this Special Condition or otherwise, and no claim whatsoever shall be made against the Government by the Purchaser in respect of any such loss, damage, nuisance or disturbance.

16 SUMMARY OF LAND GRANT

批地文件的摘要

- (f) For the purpose specified in sub-clauses (a) and (c) of this Special Condition, the Purchaser shall on the date of the Land Grant be granted possession of the Reserved Area. Possession of the Reserved Area or any part or parts thereof shall be re-delivered to the Government on demand. The Purchaser shall not without the prior written consent of the Director re-deliver the possession of the Reserved Area or any part or parts thereof to the Government.
- (g) The Purchaser shall not use the Reserved Area for any purposes other than:
- the carrying out of the works and obligations specified in sub-clauses (a) and (c) of this Special Condition,
 - the purposes of the Passageway,
 - the purposes specified in sub-clause (i) of this Special Condition, and
 - such other purposes as may be approved in writing by the Director who may, at his absolute discretion give the approval on such terms and conditions as he sees fit or refuse it.
- (h) The Purchaser shall at all reasonable times while he is in possession of the Reserved Area or any part or parts thereof permit the Government, the Director and his officers, contractors and agents and any persons authorized by the Director, with or without tools, equipment, plant, machinery or motor vehicles, the right of free and unrestricted ingress, egress and regress to, from and through the lot and the Reserved Area or any part or parts thereof for the purposes of inspecting, checking and supervising any works to be carried out in compliance with sub-clauses (a) and (c) of this Special Condition and the carrying out, inspecting, checking and supervising of the works under sub-clause (d) of this Special Condition and any other works which the Director may consider necessary in the Reserved Area or any part of parts thereof.
- (i) Upon completion of the Passageway in all respects to the satisfaction of the Director in accordance with sub-clause (a) of this Special Condition and upon written notice by the Director, the Purchaser shall open the Passageway for use under this sub-clause (i) by the public. The Purchaser shall, thereafter at all times prior to redelivery of possession of the Reserved Area to the Government in accordance with sub-clause (f) of this Special Condition.:
- allow all members of the public free and uninterrupted access and without payment of any nature whatsoever on foot or by wheelchairs on, over, through and along the Passageway or any part of parts thereof during such hours as shall be specified by the Director; and
 - display notices in prominent locations informing the public that the Passageway is open to the public during such hours as shall be specified by the Director under sub-clause (i)(I) of this Special Condition free of charge and setting out such other relevant information as may be required from time to time by the Director.
- (j) The Government, the Director and his officers, contractors and agents and any persons authorized by the Director shall have no liability in respect of any loss, damage, nuisance or disturbance whatsoever caused to or suffered by the Purchaser or any person whether arising out of or incidental to the exercise of the rights by the Government, the Director and his officers, contractors and agents and any persons authorized by the Director under sub-clause (h) of this Special Condition or the fulfilment of the Purchaser's obligations under sub-clause (i) of this Special Condition, and no claim whatsoever shall be made by the Purchaser against the Government, the Director and his officers, contractors and agents and any persons authorized by the Director in respect of any such loss, damage, nuisance or disturbance.
6. Special Condition No.(5) of the Land Grant stipulates that:
- The Purchaser shall develop the lot by the erection thereon of a building or buildings complying in all respects with these Conditions and all Ordinances, bye-laws and regulations relating to building, sanitation and planning which are or may at any time be in force in Hong Kong, such building or buildings to be completed and made fit for occupation on or before the 30th day of June 2023.
7. Special Condition No.(6) of the Land Grant stipulates that:
- Subject to sub-clause (b) of this Special Condition, the lot or any part thereof or any building or buildings erected or to be erected thereon shall not be used for any purpose other than for non-industrial (excluding godown, hotel and petrol filling station) purposes.
 - Any building or part of any building erected or to be erected on the lot shall not be used for any purpose other than the following:
 - in respect of the lowest three floors, for non-industrial (excluding godown, hotel and petrol filling station) purposes provided that for the avoidance of doubt, a basement level (if erected), irrespective of the size or floor area of such level, shall be counted as a floor for the purpose of this Special Condition and that the use of any basement level shall be further restricted as provided in sub-clause (b)(iii) of this Special Condition;
 - in respect of the remaining floors (excluding any basement level or basement levels (if erected) above the lowest three floors in the event that there are more than three basement levels), for private residential purposes; and
 - in respect of any basement level (if erected), whether being one of the lowest three floors or a basement level above the lowest three floors, for non-industrial (excluding residential, godown, hotel and petrol filling station) purposes.
 - Any floor to be used solely for accommodating the parking and loading and unloading spaces to be provided in accordance with Special Conditions Nos.(20) (as may be varied under Special Condition No. (22) of the Land Grant) and (21) of the Land Grant or plant room or both shall not be counted as one of the floors referred to in sub-clause (b) of this Special Condition. The determination by the Director as to whether the use to which a floor is to be put is a use for the purposes permitted under this sub-clause (c) shall be final and binding on the Purchaser.
 - For the purpose of this Special Condition, the decision of the Director as to what constitutes a floor or floors shall be final and binding on the Purchaser.
8. Special Condition No.(7) of the Land Grant stipulates that:
- No tree growing on the lot or adjacent thereto shall be removed or interfered with without the prior written consent of the Director who may, in granting consent, impose such conditions as to transplanting, compensatory landscaping or replanting as he may deem appropriate.
9. Special Condition No.(8) of the Land Grant stipulates that:
- The Purchaser shall at his own expense submit to the Director for his approval a landscape plan indicating the location, disposition and layout of the landscaping works to be provided within the lot in compliance with the requirements stipulated in sub-clause (b) of this Special Condition.
 - Not less than 20% of the area of the lot shall be planted with trees, shrubs or other plants.
 - Not less than 50% of the 20% referred to in sub-clause (b)(i) of this Special Condition (hereinafter referred to as "the Greenery Area") shall be provided at such location or level as may be determined by the Director at his sole discretion so that the Greenery Area shall be visible to pedestrians or accessible by any person or persons entering the lot.
 - The decision of the Director as to which landscaping works proposed by the Purchaser constitutes the 20% referred to in sub-clause (b)(i) of this Special Condition shall be final and binding on the Purchaser.
 - The Director at his sole discretion may accept other non-planting features proposed by the Purchaser as an alternative to planting trees, shrubs or other plants.
 - The Purchaser shall at his own expense landscape the lot in accordance with the approved landscape plan in all respects to the satisfaction of the Director, and no amendment, variation, alteration, modification or substitution of the approved landscape plan shall be made without the prior written consent of the Director.
 - The Purchaser shall thereafter at his own expense maintain and keep the landscaped works in a safe, clean, neat, tidy and healthy condition all to the satisfaction of the Director.
 - The area or areas landscaped in accordance with this Special Condition shall be designated as and form part of the Common Areas referred to in Special Condition No.(17)(a)(v) of the Land Grant.
10. Special Condition No.(11) of the Land Grant stipulates that:
- The Purchaser may erect, construct and provide within the lot such recreational facilities and facilities ancillary thereto (hereinafter referred to as "the Facilities") as may be approved in writing by the Director. The type, size, design, height and disposition of the Facilities shall also be subject to the prior written approval of the Director.
 - For the purpose of calculating the total gross floor area stipulated in Special Condition No.(9)(c) of the Land Grant, subject to Special Condition No.(47)(d)of the Land Grant, any part of the Facilities provided within the lot in accordance with sub-clause (a) of this Special Condition which are for the common use and benefit of the residents of the residential block or blocks erected or to be erected on the lot and their bona fide visitors shall not be taken into account. The remaining part of the Facilities which, in the opinion of the Director, are not for such use shall be taken into account for such calculation.
 - In the event that any part of the Facilities is exempted from the gross floor area calculation pursuant to sub-clause (b) of this Special Condition (hereinafter referred to as "the Exempted Facilities"):

16 SUMMARY OF LAND GRANT

批地文件的摘要

- (i) the Exempted Facilities shall be designated as and form part of the Common Areas referred to in Special Condition No.(17)(a) (v) of the Land Grant;
- (ii) the Purchaser shall at his own expense maintain the Exempted Facilities in good and substantial repair and condition and shall operate the Exempted Facilities to the satisfaction of the Director; and
- (iii) the Exempted Facilities shall only be used by the residents of the residential block or blocks erected or to be erected on the lot and their bona fide visitors and by no other person or persons.

11. Special Condition No.(12)(a) of the Land Grant stipulates that:

Office accommodation for watchmen or caretakers or both may be provided within the lot subject to the following conditions:

- (i) such accommodation is in the opinion of the Director essential to the safety, security and good management of the residential building or buildings erected or to be erected on the lot;
- (ii) such accommodation shall not be used for any purpose other than office accommodation for watchmen or caretakers or both, who are wholly and necessarily employed on the lot; and
- (iii) the location of any such accommodation shall first be approved in writing by the Director.

For the purposes of this sub-clause (a), no office accommodation may be located within any building on the lot which is intended or adapted for use as a single family residence. The decision of the Director as to whether a building constitutes or is intended for use as a single family residence shall be final and binding on the Purchaser.

12. Special Condition No.(13)(a) of the Land Grant stipulates that:

Quarters for watchmen or caretakers or both may be provided within the lot subject to the following conditions:

- (i) such quarters shall be located in one of the blocks of residential units erected on the lot or in such other location as may be approved in writing by the Director; and
- (ii) such quarters shall not be used for any purpose other than the residential accommodation of watchmen or caretakers or both, who are wholly and necessarily employed within the lot.

For the purposes of this sub-clause (a), no quarters may be located within any building on the lot which is intended or adapted for use as a single family residence. The decision of the Director as to whether a building constitutes a single family residence shall be final and binding on the Purchaser.

13. Special Condition No.(14)(a) of the Land Grant stipulates that:

One office for the use of the Owners' Corporation or the Owners' Committee may be provided within the lot provided that:

- (i) such office shall not be used for any purpose other than for meetings and administrative work of the Owners' Corporation or Owners' Committee formed or to be formed in respect of the lot and the buildings erected or to be erected thereon; and
- (ii) the location of any such office shall first be approved in writing by the Director.

14. Special Condition No.(20) of the Land Grant stipulates that:

- (a) (i) Spaces shall be provided within the lot to the satisfaction of the Director for the parking of motor vehicles licensed under the Road Traffic Ordinance, any regulations made thereunder and any amending legislation, and belonging to the residents of the residential units in the building or buildings erected or to be erected on the lot and their bona fide guests, visitors or invitees (hereinafter referred to as "the Residential Parking Spaces") at a rate to be calculated by reference to the respective size of the residential units erected or to be erected on the lot as set out in the table below (unless the Director consents to a rate for or to a number of Residential Parking Spaces different from those set out in the table below):

Size of each residential unit	Number of the Residential Parking Spaces to be provided
Less than 40 square metres	One space for every 23 residential units or part thereof
Not less than 40 square metres but less than 70 square metres	One space for every 13 residential units or part thereof
Not less than 70 square metres but less than 100 square metres	One space for every 5 residential units or part thereof
Not less than 100 square metres but less than 130 square metres	One space for every 1.6 residential units or part thereof
Not less than 130 square metres but less than 160 square metres	One space for every 1.2 residential unit or part thereof
Not less than 160 square metres	One space for every 1.0 residential unit or part thereof

- (ii) For the purpose of sub-clause (a)(i) of this Special Condition, the total number of the Residential Parking Spaces to be provided shall be the aggregate of the respective number of the Residential Parking Spaces calculated by reference to the respective size of each residential unit set out in the table in sub-clause (a)(i) of this Special Condition and for the purpose of these Conditions, the term "size of each residential unit" in terms of gross floor area shall mean the sum of (I) and (II) below:

- (I) the gross floor area in respect of a residential unit exclusively used and enjoyed by the resident of that unit, which shall be measured from the exterior of the enclosing walls or parapet of such unit except where such enclosing walls separate two adjoining units in which case the measurement shall be taken from the middle of those walls, and shall include the internal partitions and columns within such unit, but, for the avoidance of doubt, shall exclude all floor area within such unit which are not taken into account for the calculation of the gross floor area stipulated in Special Condition No.(9)(c) of the Land Grant; and

- (II) the pro-rata gross floor area of the Residential Common Area (as hereinafter defined) in respect of a residential unit, and in so calculating, the total gross floor area of residential common area, which is for common use and benefit of all residents of the residential portion of the development erected or to be erected on the lot, outside the enclosing walls of the residential units but, for the avoidance of doubt, excluding all floor area which is not taken into account for the calculation of the gross floor area stipulated in Special Condition No.(9)(c) of the Land Grant (which residential common area is hereinafter referred to as "the Residential Common Area") shall be apportioned to a residential unit by the following formula:

$$\frac{\text{The total gross floor area of the Residential Common Area}}{\text{The gross floor area in respect of a residential unit as calculated under sub-clause (a)(ii)(I) of this Special Condition}} \times \text{The total gross floor area of all residential units as calculated under sub-clause (a)(ii)(I) of this Special Condition}$$

- (iii) If more than 75 residential units are provided in any block of residential units erected or to be erected on the lot, additional spaces for the parking of motor vehicles licensed under the Road Traffic Ordinance, any regulations made thereunder and any amending legislation, and belonging to the bona fide guests, visitors or invitees of the residents of the residential units in the building or buildings erected or to be erected on the lot shall be provided within the lot to the satisfaction of the Director at a rate of 1 to 5 spaces for every such block of residential units or at such other rates as may be approved by the Director subject to a minimum of one space being provided within the lot.

- (iv) The spaces provided under sub-clauses (a)(i) (as may be varied under Special Condition No.(22) of the Land Grant) and (a)(iii) of this Special Condition shall not be used for any purpose other than those respectively stipulated therein and in particular the said spaces shall not be used for the storage, display or exhibiting of motor vehicles for sale or otherwise or for the provision of car cleaning and beauty services.

- (b) (i) Spaces shall be provided within the lot to the satisfaction of the Director for the parking of motor vehicles at the following rates unless the Director consents to another rate:

- (I) one space for every 150 square metres or part thereof of the first 15,000 square metres of the gross floor area of the building or buildings erected or to be erected on the lot to be used for office purpose and one space for every 200 square metres or part thereof of the remaining gross floor area to be used for such purpose; and

16 SUMMARY OF LAND GRANT

批地文件的摘要

- (II) one space for every 200 square metres or part thereof of the gross floor area of the building or buildings erected or to be erected on the lot to be used for non-industrial (excluding residential, office, hotel, godown and petrol filling station) purposes.
 - (ii) For the purpose of calculating the number of spaces to be provided under sub-clauses (b)(i)(I) and (b)(i)(II) of this Special Condition, any floor area to be used for parking and loading and unloading purposes shall be excluded.
 - (iii) The spaces provided under sub-clauses (b)(i)(I) and (b)(i)(II) of this Special Condition shall not be used for any purpose other than for the parking of motor vehicles licensed under the Road Traffic Ordinance, any regulations made thereunder and any amending legislation, and belonging to the occupiers of the building or buildings erected or to be erected on the lot for the respective purposes stipulated in the said sub-clauses and their bona fide guests, visitors or invitees and in particular the said spaces shall not be used for the storage, display or exhibiting of motor vehicles for sale or otherwise or for the provision of car cleaning and beauty services.
- (c) (i) Out of the spaces provided under sub-clauses (a) (as may be varied under Special Condition No.(22) of the Land Grant) and (b) of this Special Condition, the Purchaser shall reserve and designate such number of spaces for the parking of motor vehicles by disabled persons as defined in the Road Traffic Ordinance, any regulations made thereunder and any amending legislation (which spaces to be so reserved and designated are hereinafter referred to as “the Parking Spaces for Disabled Persons”) as the Building Authority may require and approve provided that a minimum of one space shall be so reserved and designated out of the spaces provided under sub-clause (a)(iii) of this Special Condition and that the Purchaser shall not reserve or designate all of the spaces provided under sub-clause (a)(iii) of this Special Condition to become the Parking Spaces for the Disabled Persons.
- (ii) The Parking Spaces for Disabled Persons shall be located at such position and level as shall be approved in writing by the Director.
- (iii) The Parking Spaces for the Disabled Persons shall not be used for any purpose other than for the parking of motor vehicles by disabled persons as defined in the Road Traffic Ordinance, any regulations made thereunder and any amending legislation, and belonging to the residents or occupiers of the building or buildings erected or to be erected on the lot and their bona fide guests, visitors or invitees and in particular the said spaces shall not be used for the storage, display or exhibiting of motor vehicles for sale or otherwise or for the provision of car cleaning and beauty services.
- (d) (i) Spaces shall be provided within the lot to the satisfaction of the Director for the parking of motor cycles licensed under the Road Traffic Ordinance, any regulations made thereunder and any amending legislation, at the following rates unless the Director consents to another rate:
- (I) one space for every 100 residential units or part thereof in the building or buildings, erected or to be erected on the lot or at such other rates as may be approved by the Director (hereinafter referred to as “the Residential Motor Cycle Parking Spaces”) and for the purpose of this sub-clause (d) (i)(I), a detached, semi-detached or terraced house which is intended for use as a single family residence shall not be regarded as a residential unit; and the decision of the Director as to what constitutes a detached, semi-detached or terraced house and whether such house constitutes or is intended for use as a single family residence shall be final and binding on the Purchaser;
 - (II) 10 percent of the total number of spaces required to be provided under sub-clause (b)(i)(I) of this Special Condition; and
 - (III) 10 percent of the total number of spaces required to be provided under sub-clause (b)(i)(II) of this Special Condition.
- If the number of spaces to be provided under this sub-clause (d) (i) of this Special Condition is a decimal number, the same shall be rounded up to the next whole number.
- (ii) The Residential Motor Cycle Parking Spaces shall not be used for any purpose other than for the parking of motor cycles licensed under the Road Traffic Ordinance, any regulations made thereunder and any amending legislation, and belonging to the residents of the residential units in the building or buildings erected or to be erected on the lot and their bona fide guests, visitors or invitees and in particular the said spaces shall not be used for the storage, display or exhibiting of motor vehicles for sale or otherwise or for the provision of car cleaning and beauty services.
- (iii) The spaces provided under sub-clauses (d)(i)(II) and (d)(i)(III) of this Special Condition shall not be used for any purpose other than for the parking of motor cycles licensed under the Road Traffic Ordinance, any regulations made thereunder and any amending legislation, and belonging to the occupiers of the building or buildings erected or to be erected on the lot for the respective purposes stipulated in sub-clauses (b)(i)(I) and (b)(i)(II) of this Special Condition and their bona fide guests, visitors or invitees and in particular the said spaces shall not be used for the storage, display or exhibiting of motor vehicles for sale or otherwise or for the provision of car cleaning and beauty services.
- (e) (i) Each of the spaces provided under sub-clauses (a) and (b) of this Special Condition shall measure 2.5 metres in width and 5.0 metres in length with a minimum headroom of 2.4 metres.
- (ii) The dimensions of each of the Parking Spaces for Disabled Persons shall be as the Building Authority may require and approve.
- (iii) Each of the spaces provided under sub-clause (d) of this Special Condition shall measure 1.0 metre in width and 2.4 metres in length with a minimum headroom of 2.4 metres or such other minimum headroom as may be approved by the Director.

15. Special Condition No.(21) of the Land Grant stipulates that:

- (a) Spaces shall be provided within the lot to the satisfaction of the Director:
- (i) for the loading and unloading of goods vehicles at the following rates:
 - (I) one space for every 800 residential units or part thereof in the building or buildings erected or to be erected on the lot or at such other rates as may be approved by the Director subject to a minimum of one loading and unloading space for each block of residential units erected or to be erected on the lot, such loading and unloading space to be located adjacent to or within each block of residential units; and for the purpose of this sub-clause (a)(i)(I), a detached, semi-detached or terraced house which is intended for use as a single family residence shall not be regarded as a block of residential units;
 - (II) one space for every 2,000 square metres or part thereof of the gross floor area of the building or buildings erected or to be erected on the lot to be used for office purposes; and
 - (III) one space for every 800 square metres or part thereof of the gross floor area of the building or buildings erected or to be erected on the lot to be used for non-industrial (excluding residential, office, hotel, godown and petrol filling station) purposes; and
 - (ii) as lay-bys for the picking up and setting down of passengers from motor vehicles (including taxis) at a rate of one space for every 20,000 square metres or part thereof of the gross floor area of the building or buildings erected or to be erected on the lot to be used for office purposes.
- (b) (i) Each of the spaces provided under sub-clause (a)(i) of this Special Condition shall measure 3.5 metres in width and 11.0 metres in length with a minimum headroom of 4.7 metres. Such spaces shall not be used for any purpose other than for the loading and unloading of goods vehicles in connection with the building or buildings referred to therein.
- (ii) Each of the spaces provided under sub-clause (a)(ii) of this Special Condition shall measure 2.5 metres in width and 5.0 metres in length with a minimum headroom of 2.4 metres. Such spaces shall not be used for any purpose other than for the picking up and setting down of passengers from motor vehicles (including taxis) in connection with the building or buildings erected or to be erected on the lot to be used for office purposes.
- (c) For the purpose of calculating the number of spaces to be provided under sub-clauses (a)(i)(II), (a)(i)(III) and (a)(ii) of this Special Condition, any floor area to be used for parking and loading and unloading purposes shall be excluded.

16. Special Condition No.(22) of the Land Grant stipulates that:

- (a) Notwithstanding Special Condition No.(20)(a)(i) of the Land Grant, the Purchaser may increase or reduce the respective numbers of spaces required to be provided under Special Condition No.20(a)(i) of the Land Grant by not more than 5 percent provided that the total number of spaces so increased or reduced shall not exceed 50.

16 SUMMARY OF LAND GRANT

批地文件的摘要

- (b) In addition to sub-clause (a) of this Special Condition, the Purchaser may increase or reduce the respective numbers of spaces required to be provided under Special Condition No.(20)(a)(i) of the Land Grant (without taking into account of the spaces calculated in sub-clause (a) of this Special Condition) by not more than 5 percent.
17. Special Condition No.(24) of the Land Grant stipulates that:
- (a) Notwithstanding that these Conditions shall have been observed and complied with to the satisfaction of the Director, the Residential Parking Spaces and the Residential Motor Cycle Parking Spaces shall not be:
- (i) assigned except:
- (I) together with undivided shares in the lot giving the right of exclusive use and possession of a residential unit or units in the building or buildings erected or to be erected on the lot for private residential purposes; or
- (II) to a person who is already the owner of undivided shares in the lot with the right of exclusive use and possession of a residential unit or units in the building or buildings erected or to be erected on the lot for private residential purposes; or
- (ii) underlet except to residents of the residential units in the building or buildings erected or to be erected on the lot for private residential purposes.
- Provided that in any event not more than three in number of the total of the Residential Parking Spaces and the Residential Motor Cycle Parking Spaces shall be assigned to the owner or underlet to the resident of any one residential unit in the building or buildings erected or to be erected on the lot for private residential purposes.
- (b) Notwithstanding sub-clause (a) of this Special Condition, the Purchaser may, with the prior written consent of the Director, assign all the Residential Parking Spaces and the Residential Motor Cycle Parking Spaces as a whole, but only to a wholly-owned subsidiary company of the Purchaser.
- (c) Sub-clause (a) of this Special Condition shall not apply to an assignment, underletting, mortgage or charge of the lot as a whole.
- (d) Sub-clauses (a) and (b) of this Special Condition shall not apply to the Parking Spaces for the Disabled Persons.
18. Special Condition No.(25) of the Land Grant stipulates that:
- The spaces provided within the lot in accordance with Special Condition Nos. (20)(a)(iii) and (21) of the Land Grant and the Parking Spaces for the Disabled Persons shall be designated as and form part of the Common Areas.
19. Special Condition No.(27) of the Land Grant stipulates that:
- The Purchaser shall not cut away, remove or set back any Government land adjacent to or adjoining the lot or carry out any building-up, filling-in or any slope treatment works of any kind whatsoever on any Government land except with the prior written consent of the Director who may, at his sole discretion, give his consent subject to such terms and conditions as he sees fit, including the grant of additional Government land as an extension to the lot at such premium as he may determine.
20. Special Condition No.(28) of the Land Grant stipulates that:
- (a) Where there is or has been any cutting away, removal or setting back of any land, or any building-up or filling-in or any slope treatment works of any kind whatsoever, whether with or without the prior written consent of the Director, either within the lot or on any Government land, which is or was done for the purpose of or in connection with the formation, levelling or development of the lot or any part thereof or any other works required to be done by the Purchaser under these Conditions, or for any other purpose, the Purchaser shall at his own expense carry out and construct such slope treatment works, retaining walls or other support, protection, drainage or ancillary or other works as shall or may then or at any time thereafter be necessary to protect and support such land within the lot and also any adjacent or adjoining Government or leased land and to obviate and prevent any falling away, landslip or subsidence occurring thereafter. The Purchaser shall at all times during the term agreed to be granted by the Land Grant maintain at his own expense the said land, slope treatment works, retaining walls or other support, protection, drainage or ancillary or other works in good and substantial repair and condition to the satisfaction of the Director.
- (b) Nothing in sub-clause (a) of this Special Condition shall prejudice the Government's rights under these Conditions, in particular Special Condition No.(27) of the Land Grant.
- (c) In the event that as a result of or arising out of any formation, levelling, development or other works done by the Purchaser or owing to any other reason, any falling away, landslip or subsidence occurs at any time, whether in or from any land within the lot or from any adjacent or adjoining Government or leased land, the Purchaser shall at his own expense reinstate and make good the same to the satisfaction of the Director and shall indemnify the Government, its agents and contractors from and against all costs, charges, damages, demands and claims whatsoever which shall or may be made, suffered or incurred through or by reason of such falling away, landslip or subsidence.
- (d) In addition to any other rights or remedies herein provided for breach of any of these Conditions, the Director shall be entitled by notice in writing to call upon the Purchaser to carry out, construct and maintain the said land, slope treatment works, retaining walls, or other support, protection, and drainage or ancillary or other works or to reinstate and make good any falling away, landslip or subsidence, and if the Purchaser shall neglect or fail to comply with the notice to the satisfaction of the Director within the period specified therein, the Director may forthwith execute and carry out any necessary works and the Purchaser shall on demand repay to the Government the cost thereof, together with any administrative or professional fees and charges.
21. Special Condition No.(29) of the Land Grant stipulates that:
- No rock crushing plant shall be permitted on the lot without the prior written approval of the Director.
22. Special Condition No.(30) of the Land Grant stipulates that:
- Where prestressed ground anchors have been installed, upon development or redevelopment of the lot or any part thereof, the Purchaser shall at his own expense carry out regular maintenance and regular monitoring of the prestressed ground anchors throughout their service life to the satisfaction of the Director and shall supply to the Director such reports and information on all such monitoring works as the Director may from time to time in his absolute discretion require. If the Purchaser shall neglect or fail to carry out the required monitoring works, the Director may forthwith execute and carry out the monitoring works and the Purchaser shall on demand repay to the Government the cost thereof.
23. Special Condition No.(31) of the Land Grant stipulates that:
- (a) In the event of earth, spoil, debris, construction waste or building materials (hereinafter referred to as "the waste") from the lot, or from other areas affected by any development of the lot being eroded, washed down or dumped onto public lanes or roads or into or onto road-culverts, foreshore or seabed, sewers, storm-water drains or nullahs or other Government properties (hereinafter referred to as "the Government properties"), the Purchaser shall at his own expense remove the waste from and make good any damage done to the Government properties. The Purchaser shall indemnify the Government against all actions, claims and demands arising out of any damage or nuisance to private property caused by such erosion, washing down or dumping.
- (b) Notwithstanding sub-clause (a) of this Special Condition, the Director may (but is not obliged to), at the request of the Purchaser, remove the waste from and make good any damage done to the Government properties and the Purchaser shall pay to the Government on demand the cost thereof.
24. Special Condition No.(32) of the Land Grant stipulates that:
- The Purchaser shall take or cause to be taken all proper and adequate care, skill and precautions at all times, and particularly when carrying out construction, maintenance, renewal or repair work (hereinafter referred to as "the Works"), to avoid causing any damage, disturbance or obstruction to any Government or other existing drain, waterway or watercourse, water main, road, footpath, street furniture, sewer, nullah, pipe, cable, wire, utility service or any other works or installations being or running upon, over, under or adjacent to the lot, the Reserved Area or any part of any of them (hereinafter collectively referred to as "the Services"). The Purchaser shall prior to carrying out any of the Works make or cause to be made such proper search and enquiry as may be necessary to ascertain the present position and levels of the Services, and shall submit his proposals for dealing with any of the Services which may be affected by the Works in writing to the Director for his approval in all respects, and shall not carry out any work whatsoever until the Director shall have given his written approval to the Works and to such aforesaid proposals. The Purchaser shall comply with and at his own expense meet any requirements which may be imposed by the Director in respect of the Services in granting the aforesaid approval, including the cost of any necessary diversion, relaying or reinstatement. The Purchaser shall at his own expense and in all respects repair, make good and reinstate to the satisfaction of the Director any damage, disturbance or obstruction caused to the lot, the Reserved Area or any part of any of them or any of the Services in any manner arising out of the Works (except for nullah, sewer, storm-water drain or water main, the making good of which shall be carried out by the Director, unless the Director elects otherwise, and the Purchaser shall pay to the Government on demand the cost of such works). If the Purchaser fails to

16 SUMMARY OF LAND GRANT

批地文件的摘要

carry out any such necessary diversion, relaying, repairing, making good and reinstatement of the lot, the Reserved Area or any part of any of them or of any of the Services to the satisfaction of the Director, the Director may carry out any such diversion, relaying, repairing, making good or reinstatement as he considers necessary and the Purchaser shall pay to the Government on demand the cost of such works.

25. Special Condition No.(33) of the Land Grant stipulates that:

- (a) The Purchaser shall construct and maintain at his own expense and to the satisfaction of the Director such drains and channels, whether within the boundaries of the lot or on Government land, as the Director may consider necessary to intercept and convey into the nearest stream-course, catchpit, channel or Government storm-water drain all storm-water or rain-water falling or flowing on to the lot, and the Purchaser shall be solely liable for and shall indemnify the Government and its officers from and against all actions, claims and demands arising out of any damage or nuisance caused by such storm-water or rain-water.
- (b) The works of connecting any drains and sewers from the lot to the Government storm-water drains and sewers, when laid and commissioned, may be carried out by the Director who shall not be liable to the Purchaser for any loss or damage thereby occasioned and the Purchaser shall pay to the Government on demand the cost of such connection works. Alternatively, the said connection works may be carried out by the Purchaser at his own expense to the satisfaction of the Director and in such case any section of the said connection works which is constructed within Government land shall be maintained by the Purchaser at his own cost and upon demand be handed over by the Purchaser to the Government for future maintenance thereof at the expense of the Government and the Purchaser shall pay to the Government on demand the cost of the technical audit in respect of the said connection works. The Director may, upon failure of the Purchaser to maintain any section of the said connection works which is constructed within Government land, carry out such maintenance works as he considers necessary and the Purchaser shall pay to the Government on demand the cost of such works.

26. Special Condition No.(34) of the Land Grant stipulates that:

- (a) The Purchaser shall have no right of access to the sea from the lot and from the sea to the lot.
- (b) The Government reserves the right to reclaim the foreshore to the seaward of the lot at any time and the Purchaser shall have no right to any compensation whatsoever whether under the Foreshore and Seabed (Reclamations) Ordinance, any regulations made thereunder and any amending legislation or otherwise in respect of any such reclamation.

27. Special Condition No.(35) of the Land Grant stipulates that:

The Purchaser shall at no time use, suffer or permit the use of the lot or any part thereof or any building or any part of any building erected or to be erected thereon or on any part thereof for the purpose of loading and unloading of containers to or from ocean-going ships across the quay face, pier face or seawall by shore-based container handling equipment. For the purposes of this Special Condition, “ocean-going ships” shall be deemed to include vessels which navigate within the river trade limits as defined in the Shipping

and Port Control Ordinance, any regulations made thereunder and any amending legislation and shall be deemed to exclude vessels which navigate solely within the waters of Hong Kong.

28. Special Condition No.(36) of the Land Grant stipulates that:

- (a) The Purchaser shall not demolish or damage the existing seawall within the lot and the Reserved Area or carry out any works which will adversely affect the seawall or any part or parts thereof. The decision of the Director as to whether any works will adversely affect the seawall shall be final and binding on the Purchaser.
- (b) The maximum superimposed load within 10 metres from and behind the copeline of the seawall shall not exceed 10 kilonewtons per square metre.
- (c) No form of percussive piling shall be used within 15 metres from the copeline of the seawall.

29. Special Condition No.(38) of the Land Grant stipulates that:

A salt water supply from Government mains will be given for flushing purposes, unless the Purchaser provides or agrees to provide at his own expense a private salt water supply for any heating, cooling, humidification or other purposes, in which case the Government will not grant the aforesaid salt water supply from Government mains for flushing purposes.

30. Special Condition No.(39) of the Land Grant stipulates that:

- (a) The Purchaser hereby acknowledges that there is an existing potentially hazardous installation in Lee Nam Road, Ap Lei Chau namely LPG transit depot and bulk domestic supply depot operated by Shell Hong Kong Limited (hereinafter collectively referred to as “Potentially Hazardous Installation”).
- (b) The Purchaser shall within six calendar months from the date of the Land Grant or such other period as may be approved by the Director, at his own expense and in all respects to the satisfaction of the Director of Electrical and Mechanical Services, submit or cause to be submitted to and for the approval of the Director of Electrical and Mechanical Services in writing a quantitative risk assessment (hereinafter referred to as “the QRA”) containing, among others, such information and particulars as the Director of Electrical and Mechanical Services may require including but not limited to a quantitative risk assessment of the risks posed by the Potentially Hazardous Installation to the lot and the development thereon and such other piece or pieces of land as the Director of Electrical and Mechanical Services may decide (as to which the decision of the Director of Electrical and Mechanical Services shall be final and binding on the Purchaser and such other piece or pieces of land are hereinafter collectively referred to as “the Land”) and recommendations for mitigation measures, protection works and other measures and works to be carried out within the lot (hereinafter referred to as “the Risk Mitigation Measures”) to enable and ensure that the risks posed by the Potentially Hazardous Installation to the lot and the Land comply with the Risk Guidelines used to assess the off-site risk levels of Potentially Hazardous Installation as described in the Hong Kong Planning Standard and Guidelines and any amending provisions, and other requirements as may be specified by the Director of Electrical and Mechanical Services.

- (c) The Purchaser shall at his own expense and within such time limit as shall be stipulated by the Director of Electrical and Mechanical Services carry out and implement the Risk Mitigation Measures as proposed in the QRA and approved by the Director of Electrical and Mechanical Services (hereinafter referred to as “the Approved Risk Mitigation Measures”) in all respects to the satisfaction of the Director of Electrical and Mechanical Services. The Purchaser shall thereafter at his own expense maintain such structures or facilities that are constructed or installed to implement the Approved Risk Mitigation Measures in all respects to the satisfaction of the Director of Electrical and Mechanical Services.
- (d) No building works (other than ground investigation, site formation works and demolition and removal works referred to in Special Condition No.(2) of the Land Grant) shall be commenced on the lot or any part thereof unless and until the QRA shall have been approved in writing by the Director of Electrical and Mechanical Services. For the purposes of these Conditions, “ground investigation” shall be as defined in the Buildings Ordinance, any regulations made thereunder and any amending legislations.
- (e) The Government and its officers shall have no responsibility, obligation or liability whatsoever to the Purchaser for any cost, damage or loss caused to or suffered by the Purchaser whether arising out of or incidental to the fulfilment of the Purchaser’s obligation under this Special Condition or otherwise, and no claim whatsoever shall be made against the Government or its officers by the Purchaser in respect of such cost, damage or loss.

31. Special Condition No.(40) of the Land Grant stipulates that:

- (a) Prior to the commencement of any works whatsoever on those portions of the lot shown coloured pink stippled black and pink hatched black stippled black on PLAN I annexed to the Land Grant including but not limited to site investigation works, piling or other foundation works and other civil engineering and building works, the Purchaser shall consult the MTR Corporation Limited (hereinafter referred to as “the Corporation”) so as to ensure that any such works do not damage, interfere with or endanger any railway works, structures, facilities or installations or the safe operation of the railway as defined under section 2 of the Mass Transit Railway Ordinance (hereinafter referred to as “the MTR Ordinance”) and any extension thereto (hereinafter referred to as “the Railway”) (as to which the decision of the Director shall be conclusive) and if required by the Director, the Purchaser shall at his own expense take such precautions as may be required by the Corporation to ensure the safety of any railway works, structures, facilities or installations and the operation of the Railway.
- (b) The Purchaser shall observe and comply with all Ordinances, by-laws and regulations relating to the Railway.
- (c) The Purchaser shall at his own expense comply with all special requirements of the Building Authority, the Director of Fire Services and all other relevant Government and statutory authorities in connection with the construction (including the materials to be used) repair and maintenance of any part or parts of the building or buildings connected or in close proximity to the Railway.

16 SUMMARY OF LAND GRANT

批地文件的摘要

- (d) In the event that the Corporation ceases to operate the Railway or any part of the Railway affecting the lot upon the expiry of the franchise (including any extension thereto) granted under section 4 of the MTR Ordinance or otherwise, any reference to the Corporation in this Special Condition shall where appropriate mean the Government, its nominee or a third party designated by the Government.
32. Special Condition No.(41) of the Land Grant stipulates that:
- (a) Save as provided in Special Condition No.(4)(a)(i) of the Land Grant, no structure or support for any structure shall be erected within the areas of drainage reserve shown coloured pink hatched black, pink hatched black stippled black, pink hatched black stippled red and pink hatched black stippled green and marked “D.R.” on PLAN I annexed to the Land Grant (hereinafter referred to as “the Drainage Reserve Areas”).
- (b) Notwithstanding sub-clause (a) of this Special Condition and subject to Special Condition No.(4)(b) of the Land Grant, the Purchaser may with the prior written consent of the Director and subject to such terms and conditions as the Director may impose, erect on the Drainage Reserve Areas a minor structure or structures with a clear space extending upwards from the ground level of the Drainage Reserve Areas to a height of 5.1 metres (the decision of the Director as to what constitutes the ground level of the Drainage Reserve Areas shall be final and binding on the Purchaser) provided that if and when required by the Director, the Purchaser shall at his own expense, within the period specified by and in all respects to the satisfaction of the Director, remove or demolish such structure or structures and reinstate the Drainage Reserve Areas. If the Purchaser fails to carry out such removal, demolition or reinstatement works within the period specified or as required in an emergency, the Director may carry out such works as he may consider necessary and the Purchaser shall pay to the Government on demand the cost of such works.
- (c) The Director and his duly authorized officers, contractors, his or their workmen (hereinafter collectively referred to as “the Relevant Persons”) with or without tools, equipment, plant, machinery or motor vehicles shall have the right of unrestricted ingress, egress and regress at all times to, from and through the lot, for the purposes of laying, inspecting, repairing and maintaining drains, sewers, channels, drainage facilities and all other services running across, through or under the Drainage Reserve Areas (hereinafter referred to as “the Utilities”) which the Director may require or authorize. No object or material of whatsoever nature which may obstruct access or cause excessive surcharge to the Utilities shall be placed within the Drainage Reserve Areas. Where in the opinion of the Director (whose opinion shall be final and binding on the Purchaser), there are objects or material within the Drainage Reserve Areas which may obstruct access or cause excessive surcharge to the Utilities, the Director shall be entitled by notice in writing to call upon the Purchaser, at his own expense and in all respects to the satisfaction of the Director, to demolish or remove such objects or material and to reinstate the Drainage Reserve Areas. If the Purchaser shall neglect or fail to comply with such notice within the period specified therein, or as required in an emergency, the Director may carry out such removal, demolition and reinstatement works as he may consider necessary and the Purchaser shall pay to the Government on demand the cost of such works such sum to be determined by the Director whose determination shall be final and binding on the Purchaser.
- (d) Save in respect of the reinstatement of any trench excavated in the exercise of the rights and powers conferred under sub-clause (c) of this Special Condition, the Director and the Relevant Persons shall have no liability in respect of any loss, damage, nuisance or disturbance whatsoever caused to or suffered by the Purchaser arising out of or incidental to the exercise by the Director and the Relevant Persons of the right of unrestricted ingress, egress and regress and in laying, inspecting, repairing and maintaining the Utilities conferred under sub-clause (c) of this Special Condition and no claim for compensation whatsoever shall be made against the Government, the Director or the Relevant Persons by the Purchaser in respect of any such loss, damage, nuisance or disturbance.
- (e) If diversion of the Utilities within the lot is required by the Purchaser, the Purchaser shall prior to carrying out the diversion works at his own expense submit to the Director for his approval a proposal for diverting the Utilities within the lot including a diversion plan showing the alignment of the proposed diversion, and shall not carry out any works whatsoever until the Director shall have given his written approval to the proposal. The Purchaser shall register at his own expense in the Land Registry against the lot the approval letter of the Director together with the approved diversion plan. The cost of diversion and relocation of the Utilities shall be borne by the Purchaser. For the avoidance of doubt, no diversion of the Utilities outside the lot is allowed.
- (f) The Purchaser shall indemnify and keep indemnified the Government from and against all liabilities, losses, damages, claims, expenses, costs, charges, demands, actions and proceedings whatsoever arising out of or in connection with anything done or omitted to be done by the Purchaser, his servants, workmen and contractors in connection with the diversion of the Utilities referred to in sub-clause (e) of this Special Condition.
33. Special Condition No.(42) of the Land Grant stipulates that:
- (a) The Purchaser shall within six calendar months from the date of the Land Grant or such other period as may be approved by the Director at his own expense and in all respects to the satisfaction of the Director submit or cause to be submitted to the Director for his written approval a noise impact assessment (hereinafter referred to as “the NIA”) on the development of the lot. The NIA shall identify all adverse noise impacts on the development of the lot and contain proposals for appropriate noise mitigation measures (hereinafter referred to as “Noise Mitigation Measures”).
- (b) The Purchaser shall at his own expense and within such time limits as shall be stipulated by the Director carry out and implement the Noise Mitigation Measures as proposed in the NIA and approved by the Director (hereinafter referred to as “the Approved Noise Mitigation Measures”) in all respects to the satisfaction of the Director.
- (c) No building works (other than ground investigation, site formation works and the demolition and removal works referred to in Special Condition No.(2) of the Land Grant) shall be commenced on the lot or any part thereof until the NIA shall have been approved in writing by the Director.
- (d) The Government and its officers shall have no responsibility or liability whatsoever for any loss, damage, nuisance or disturbance whatsoever caused to or suffered by the Purchaser or any other persons whether arising out of or incidental to the fulfilment of the Purchaser’s obligations under this Special Condition or otherwise and no claim whatsoever shall be made against the Government or its officers by the Purchaser in respect of such loss, damage, nuisance or disturbance.
34. Special Condition No.(43) of the Land Grant stipulates that:
- In the event that the Approved Noise Mitigation Measures include the erection or construction of noise barrier or noise barriers on the lot with projection extending beyond the boundary of the lot and over and above any portion of the adjoining Government land (hereinafter referred to as “the Noise Barrier”), the following conditions shall apply:
- (a) the Purchaser shall at his own expense design, erect and construct the Noise Barrier in accordance with the plans approved by the Building Authority and in all respects in compliance with the Buildings Ordinance, any regulations made thereunder and any amending legislation;
- (b) no foundation or support for the Noise Barrier may be erected on, upon or underneath any Government land adjoining the lot;
- (c) no alternation, addition, replacement or attachment whatsoever shall be made or affixed to or upon the Noise Barrier or any part or parts thereof except with the prior written approval of the Director;
- (d) the Purchaser shall at all times and at his own expense uphold, maintain and repair the Noise Barrier or (where approved by the Director) any replacement thereof in good and substantial repair and condition in all respects to the satisfaction of the Director and if temporary traffic closure or diversion shall be required for carrying out any works under this sub-clause (d), written agreement of the Commissioner of Transport on the temporary traffic arrangement shall have been obtained before commencement of any works;
- (e) the Noise Barrier shall not be used for any purpose other than for noise barrier and the Purchaser shall not use or suffer or allow to be used the Noise Barrier or any part or parts thereof for advertising or for the display of any signs, notices or posters whatsoever except with the prior written consent of the Director;
- (f) subject to the prior written approval of the Director, the Purchaser and his contractors, workmen or any other persons authorized by the Purchaser shall be permitted to enter into the Government land adjoining the lot with or without tools, equipment, plant, machinery or motor vehicles for the purposes of carrying out any erection, construction, inspection, repair, maintenance, cleaning, renewing and replacement of the part or parts of the Noise Barrier projecting over the Government land in accordance with this Special Condition;
- (g) the Government shall have no responsibility or liability for any loss, damage, nuisance or disturbance whatsoever caused to or suffered by the Purchaser or any other person whether arising out of or incidental to their entry or carrying out of the works referred to in sub-clause (f) of this Special Condition and no claim whatsoever shall be made against the Government in respect of any such loss, damage, nuisance or disturbance;

16 SUMMARY OF LAND GRANT

批地文件的摘要

- (h) the Purchaser shall at all times take such precautions as may be necessary to prevent any damage or injury being caused to any Government land adjoining the lot and the Noise Barrier or to any persons or vehicles entering or using any Government land adjoining the lot and the Noise Barrier as a result of the erection, construction, repair, maintenance, alteration, renewal, replacement, use, demolition or removal of the Noise Barrier;
- (i) the Director shall, at any time and at his absolute discretion, have the right to serve upon the Purchaser a written notice requiring the Purchaser to demolish and remove the part or parts of the Noise Barrier that project over the Government land without any replacement within six calendar months from the date of the written notice and upon receipt of such written notice, the Purchaser shall at his own expense demolish and remove the aforesaid part or parts of the Noise Barrier within such period as stipulated in such written notice and in all respects to the satisfaction of the Director;
- (j) in the event of the non-fulfilment of any of the Purchaser's obligations under this Special Condition, the Director may carry out the necessary works and the Purchaser shall pay to the Director on demand the cost of such works;
- (k) the Purchaser shall at all times permit the Director, his officers, contractors, his or their workmen and any persons authorized by the Director with or without tools, equipment, plant, machinery or motor vehicles, the right of free and unrestricted ingress, egress and regress to, from and through the lot or any part thereof and any building or buildings erected or to be erected thereon for the purpose of inspecting, checking, and supervising any works to be carried out in accordance with sub-clauses (a), (d) and (i) of this Special Condition and carrying out any works in accordance with sub-clause (j) of this Special Condition or any other works which the Director may consider necessary;
- (l) neither the Government nor the Director shall have any responsibility or liability in respect of any loss, damage, nuisance or disturbance whatsoever caused to or suffered by the Purchaser or any other person whether arising out of or incidental to the fulfilment of the Purchaser's obligations under this Special Condition, the exercise by the Director of the right of entry under sub-clause (k) of this Special Condition or the carrying out of any works under sub-clause (j) of this Special Condition and the Purchaser shall not be entitled to any claim whatsoever against the Government or the Director or his authorized officers nor any compensation whatsoever in respect of such loss, damage, nuisance or disturbance; and
- (m) the Purchaser shall at all times indemnify and keep indemnified the Government, the Director, its officers, contractors, agents and workmen and any persons authorized by the Director under sub-clause (k) of this Special Condition from and against all liabilities, losses, damages, claims, costs, expenses, charges, demands, actions and proceedings whatsoever arising whether directly or indirectly out of or in connection with the erection, construction, presence, repair, maintenance, alternation, renewal, replacement, use, demolition or removal of the Noise Barrier or in connection with the works under sub-clause (j) of this Special Condition.
35. Special Condition No.(44) of the Land Grant stipulates that:
- (a) The Purchaser shall within six calendar months from the date of the Land Grant or such other period as may be approved by the Director, at his own expense and in all respects to the satisfaction of the Director of Environmental Protection submit or cause to be submitted to the Director of Environmental Protection for his approval in writing a sewerage impact assessment (hereinafter referred to as "SIA") containing, such information and particulars as the Director of Environmental Protection may require including but not limited to all adverse sewerage impact as may arise from the development of the lot, and recommendations for mitigation measures, improvement works and other measures and works.
- (b) The Purchaser shall at his own expense and within such time limit as may be stipulated by the Director of Drainage Services carry out and implement the recommendations in the SIA as approved by the Director of Environmental Protection in all respects to the satisfaction of the Director of Drainage Services.
- (c) The technical aspects of the SIA shall be undertaken by a member of the Hong Kong Institution of Engineers with civil engineering as the specialist discipline or a chartered civil engineer.
- (d) No building works (other than ground investigation, site formation works and the demolition and removal works referred to in Special Condition No.(2) of the Land Grant) shall be commenced on the lot or any part thereof until the SIA shall have been approved in writing by the Director of Environmental Protection.
- (e) For the avoidance of doubt and without prejudice to the generality of General Condition No.5 of the Land Grant, the Purchaser hereby expressly acknowledges and agrees that he shall have the sole responsibility at his own expense to implement the recommendations in the SIA as approved by the Director of Environmental Protection in all respects to the satisfaction of the Director of Drainage Services. The Government and its officers shall be under no responsibility, obligation or liability whatsoever to the Purchaser for any cost, damage or loss caused to or suffered by the Purchaser whether arising out of or incidental to the fulfilment of the Purchaser's obligations under this Special Condition or otherwise and no claim whatsoever shall be made against the Government or its officers by the Purchaser in respect of such cost, damage or loss.
36. Special Condition No.(45) of the Land Grant stipulates that:
- (a) The Purchaser shall within six calendar months from the date of the Land Grant or such other period as may be approved by the Director at his own expenses and in all respects to the satisfaction of the Director of Environmental Protection submit or cause to be submitted to the Director of Environmental Protection for his written approval an air quality impact assessment (hereinafter referred to as "the Air Quality Impact Assessment") on the development of the lot. The Air Quality Impact Assessment shall address the potential air quality impacts from the nearby sources such as any odour emissions from the Ap Lei Chau Preliminary Treatment Works and any industrial emissions and vehicle emissions of Lee Nam Road on the development of the lot and contain proposals for appropriate air quality mitigation measures.
- (b) The Purchaser shall at his own expense and within such time limits as shall be stipulated by the Director of Environmental Protection carry out and implement the air quality mitigation measures as proposed in the Air Quality Impact Assessment and approved by the Director of Environmental Protection in all respects to the satisfaction of the Director of Environmental Protection.
- (c) No building works (other than ground investigation, site formation works and the demolition and removal works referred to in Special Condition No.(2) of the Land Grant) shall be commenced on the lot or any part thereof until the Air Quality Impact Assessment shall have been approved in writing by the Director of Environmental Protection.
37. Special Condition No.(46) of the Land Grant stipulates that:
- Wherever in these Conditions it is provided that:
- (a) the Government or its duly authorized officers shall or may carry out works of any description on the lot or any part thereof or outside the lot (whether on behalf of the Purchaser or on the failure of the Purchaser to carry out such works or otherwise) at the cost of the Purchaser or that the Purchaser shall pay or repay to the Government or to its duly authorized officers on demand the cost of such works, such cost shall include such supervisory and overhead charges as may be fixed by the Government or by its duly authorized officers; or
- (b) the prior approval or consent of the Government or its duly authorized officers is required, they may give the approval or consent on such terms and conditions as they see fit or refuse it at their absolute discretion.
38. Special Condition No.(48) of the Land Grant stipulates that:
- No grave or columbarium shall be erected or made on the lot, nor shall any human remains or animal remains whether in earthenware jars, cinerary urns or otherwise be interred therein or deposited thereon.
- Remarks:-
1. The expression "Purchaser" as mentioned in this section means the Purchaser under the Land Grant and where the context so admits or requires includes his executors, administrators and assigns and in case of corporation its successors and assigns; and the expression "Government" means the Government of the Hong Kong Special Administrative Region; and "these Conditions" means and include the General and Special Conditions of the Land Grant.
 2. For full details, please refer to the Land Grant. Full script of the Land Grant is available for free inspection upon request at the sales office during opening hours and copies of the Land Grant can be obtained upon paying necessary photocopying charges.

16 SUMMARY OF LAND GRANT

批地文件的摘要

- 發展項目興建於鴨脷洲內地段第136號(「該地段」)。該地段根據賣地協議及賣地條件(於土地註冊處登記為賣地條件第20299號)(「批地文件」)持有。
- 該地段的租期由2017年3月30日起計50年。
- 批地文件一般條款第7條規定：
 - 買方須在整個租契年期期間就根據此等條款已建或重建建築物(該詞語指本一般條款第(b)款所預料的重新發展)：
 - 根據已批准的設計及布局及任何經批准的建築圖則保養一切建築物，不得對其作出修訂或更改；及
 - 根據此等條款或任何將來的合約修訂保養一切已建或今後可能搭建的一切建築物，使其處於修繕妥當的狀態，並以此狀態於租契年期屆滿或提早終止時交還此等建築物。
 - 倘若在租契年期期間的任何時候拆卸當時在該地段或其中任何部分上面的任何建築物，買方須興建相同類型和不少於原有總樓面面積並且健全及堅固的一幢或多幢建築物或經地政總署署長(「署長」)批准的類型和價值的一幢或多幢建築物作為代替。如果作出上述拆卸，買方須在上述拆卸的一個曆月內向署長申請批准進行該地段的重新發展之建築工程，並在收到上述批准後的3個曆月內展開重新發展所必要的工程，及在署長規定的期限內完成工程，以達至署長滿意程度。
- 批地文件特別條款第(3)條規定：
 - 政府現獲例外保留介乎於批地文件的附錄圖則I上以粉紅色加綠點、粉紅色加黑斜線綠點、粉紅色加紅點及粉紅色加黑斜線紅點顯示的範圍(以下統稱「該範圍」)地面水平以下2.0米及於批地文件的附錄圖則II上被劃定及以藍色顯示該範圍地面水平以上4.5米之間的地層(包括空域)(該地層(包括空域)以下統稱「該保留範圍」)。就本特別條款而言，署長對何謂該範圍的地面水平之決定為最終決定，且對買方具有約束力。
 - 除批地文件特別條款第(4)(f)條及第(4)(g)條另有規定外，買方概無該保留範圍的擁有權、業權、管有權或使用權。
 - 買方或任何其他人士，不論是否在任何法例下或其他情況下，均不得就本特別條款第(a)款或第(d)款的例外保留權利向政府提出反對或申索，或就着公眾人士使用該保留範圍(包括批地文件特別條款第(4)(a)條所指的該行人通道)所招致(無論是直接或間接)或引起的任何性質的責任、損失、損害賠償、索償、開支、費用、收費、訴訟、要求及司法程序，亦無權就此向政府提出申索或索償。
 - 在批地文件批租的整個租期期間，政府獲免費例外保留：
 - 支撐與庇護批地文件特別條款第(4)(a)條所指的該行人通道和已建或擬建於該保留範圍內或上各構築物及其支承結構與連接段的權利，享有所有必要地役權的權利，享有通過該地段及已建或擬建於該地段上任何建築物或構築物往來該保留範圍和其任何部分的通行權，及享有透過經已或將會沿着、穿過、越過或跨越該地段或其上面的任何建築物、構築物及架設物，或在其之內或之下鋪設運作的任何溝渠、水管、電線、電纜、污水管、排水渠、管槽、排煙道、管道及水道和其他導體接駁至該保留範圍及其任何部分的氣體、電力、水、廢水或其他污水排放、空氣、電話線及其他服務的通過權；及
 - 批地文件特別條款第(4)(a)條所指的該行人通道和已建或擬建於該保留範圍內或上各構築物之毗鄰及側向支撐與庇護而免受損害的權利；及在發展或重新發展該地段期間或在已建或擬建於該地段的一幢或多幢建築物的改建或重建期間，買方須自行出資進行必需或署長要求的該等工程並在各方面達至署長滿意的程度下確保公眾人士能妥善使用該保留範圍。
 - 在批地文件批租的整個租期期間，署長、其人員、承辦商、代理、他或他們之工人和任何獲署長授權的人士(無論攜帶或不攜帶工具、設備、機械、機器或車輛)獲免費例外保留在任何時間透過進入、往返和行經該地段或其任何部分和進入、穿過、行經、往返或跨越任何已建於該地段的一幢或多幢建築物或其任何部分往來該保留範圍的權利，以建造、檢驗、保養、維修及翻新任何橫越、貫穿或位於該保留範圍之內或之下的任何構築物、設施及其他服務。
 - 政府、署長及其人員、承辦商及代理、他們之工人或其他獲妥為授權的人士毋須為行使本特別條款所賦予的權利而引起或附帶引起而對買方或任何其他人士造成或使之蒙受的任何損失、損害、滋擾或干擾承擔任何責任，而且買方不得就任何該等損失、損害、滋擾或干擾向政府、署長及其人員、承辦商及代理、他們的工人或其他獲妥為授權的人士提出索償。
- 批地文件特別條款第(4)條規定：
 - 買方須於2023年6月30日或之前(或署長可能批准的其他日期)根據署長所批准的形式、材料、標準、水平、定線和設計自行出資，並在所有方面令署長滿意下於該保留範圍鋪設、平整、提供、建造和鋪平一條行人通道(連同署長全權酌情要求的樓梯、斜路、照明裝置、自動扶梯及其他輔助和服務設施)(以下統稱「該行人通道」)。
 - 批地文件的附錄圖則I上以粉紅色加綠點和粉紅色加黑斜線綠點顯示的該保留範圍內的該行人通道部分的闊度應為5米。
 - 批地文件的附錄的圖則I上以粉紅色加紅點和粉紅色加黑斜線紅點顯示的該保留範圍內的該行人通道部分的闊度應為5米。
 - 除本特別條款第(a)(i)款另有規定外，不得在該保留範圍內搭建或興建任何建築物、構築物或任何建築物或構築物的承托物。
 - 未經署長的事先書面批准，不得在批地文件的附錄圖則I上以粉紅色加綠點和粉紅色加黑斜線綠點顯示的該保留範圍的部分內或在該部分的空域搭建或興建任何建築物、構築物或任何建築物或構築物的承托物。
 - 買方須自行出資並在所有方面令署長滿意下維護、管理、維修及保養該保留範圍及所有形成該保留範圍一部分或涉及該保留範圍的一切(包括但不限於該行人通道)，直至該保留範圍的管有權已根據本特別條款第(f)款交還政府為止。
 - 若買方未能履行其在本特別條款第(a)款或第(c)款的責任，政府可進行必要的工程而費用由買方支付，買方須因應政府要求向其支付相等於該等費用的金額，該金額由署長決定(其決定為最終決定，且對買方具有約束力)。
 - 政府毋須就買方履行本特別條款第(a)款或第(c)款的責任或政府行使本特別條款第(d)款的權利或其他原因而引起或附帶引起而對買方或任何其他人士造成或使之蒙受的任何損失、損害、滋擾或干擾承擔任何責任，而且買方不得就任何該等損失、損害、滋擾或干擾向政府提出索償。
 - 就本特別條款第(a)款及第(c)款指明的目的而言，買方須於批地文件簽立之日期獲授予該保留範圍的管有權。買方須因應政府要求交還該保留範圍或其任何部分的管有權予政府。買方不得在未經署長事先書面批准下交還該保留範圍或其任何部分的管有權予政府。
 - 除下述用途外，買方不得使用該保留範圍作其他任何用途：
 - 完成本特別條款第(a)款及第(c)款指明的工程和責任，
 - 該行人通道的用途，
 - 本特別條款第(i)款指明的用途，及
 - 獲署長書面批准的其他用途，而在署長可全權酌情在他認為合適的條款及條件下給予該等批准或拒絕批准。
 - 買方須在其管有該保留範圍或其任何部分期間於任何合理時間允許政府、署長及其人員、承辦商及代理和任何其他獲署長授權之人士(無論攜帶或不攜帶工具、設備、機械、機器或車輛)自由及不受限制地進出、返回及通過該地段及該保留範圍或其任何部分，以便視察、檢查及監督任何根據本特別條款第(a)款及第(c)款規定進行的工程，及進行、視察、檢查及監督根據本特別條款第(d)款進行的工程及任何其他署長認為有必要在該保留範圍或其任何部分內進行的工程。

16 SUMMARY OF LAND GRANT

批地文件的摘要

- (i) 在該行人通道根據本特別條款第(a)款以署長全面滿意的方式竣工落成及署長發出書面通知時，買方須根據本第(i)款開放該行人通道予公眾使用。買方須在其後並於根據本特別條款第(f)款交還該保留範圍的管有權予政府前的任何時間：
- (I) 允許任何公眾在署長指明的時間內自由及不受限制地以步行或乘坐輪椅的方式使用、往返、上落、通行及出入該行人通道或其任何部分，而毋須作出任何性質的付款；及
- (II) 在顯眼地點張貼告示，向公眾說明該行人通道將於署長根據本特別條款第(i)(I)款所指明的時間內免費開放供公眾使用，並列明署長不時指定的其他相關資料。
- (j) 政府、署長及其人員、承辦商及代理和任何獲署長授權的人士，毋須為政府、署長及其人員、承辦商及代理和任何獲署長授權的人士行使本特別條款第(h)款所賦予的權利或買方履行本特別條款第(i)款的責任而引起或附帶引起而對買方或任何其他人士造成或使之蒙受的任何損失、損害、滋擾或干擾承擔任何責任，而且買方不得就任何該等損失、損害、滋擾或干擾向政府、署長及其人員、承辦商及代理和任何獲署長授權的人士提出索償。
6. 批地文件特別條款第(5)條規定：
- 買方須在各方面符合此等條款及香港目前或任何時候生效的所有有關建築、衛生及規劃的法例、附例及規例之規定發展該地段，在該地段上興建一幢或多幢建築物，並於2023年6月30日或之前竣工和使該等建築物適合佔用。
7. 批地文件特別條款第(6)條規定：
- (a) 受限於本特別條款第(b)款，該地段或其任何部分或任何已建或擬建於該地段的一幢或多幢建築物除用作非工業(不包括貨倉、酒店及加油站)用途外，不可作任何其他用途。
- (b) 該地段任何已建或擬建的建築物或其任何部分除作下列用途外，不可作任何其他用途：
- (i) 最低三層，作非工業(不包括貨倉、酒店及加油站)用途，前提是，為免存疑，地庫層(如已搭建)不論任何尺寸或樓面面積須在本特別條款中視作一層計算及任何地庫層的使用須受本特別條款第(b)(iii)款的進一步限制；
- (ii) 所有其餘樓層(如有超過三層地庫層，不包括任何最底三層以上之地庫層(如已搭建))，作私人住宅用途；及
- (iii) 任何地庫層(如已搭建)，不論為最底三層之一或最底三層以上之地庫層，作非工業(不包括住宅、貨倉、酒店及加油站)用途。
- (c) 任何只用作放置按照批地文件特別條款第(20)條(可根據批地文件特別條款第(22)條有所調整)及第(21)條用作泊車及裝卸貨物之車位或機房或兩者之樓層將不會在本特別條款第(b)款所述樓層中視作一層計算。署長就任何樓層擬作用途是否本特別條款第(c)款所准許的用途之決定將為最終決定，且對買方具有約束力。
- (d) 就本特別條款而言，署長對何謂一層或多層樓層之決定為最終決定，且對買方具有約束力。
8. 批地文件特別條款第(7)條規定：
- 未經署長的事先書面批准，不得移走或干擾在該地段或毗鄰地段種植的樹木。署長在授予批准時可以對移植、代償性環境美化或補種施加他認為合適的條件。
9. 批地文件特別條款第(8)條規定：
- (a) 買方須自行出資向署長提交一份園景美化規劃圖，列明根據本特別條款第(b)款的規定擬在該地段內進行園景美化工程的位置、布局及平面圖，供署長審批。
- (b) (i) 該地段中不少於20%的範圍須種植樹木、灌木或其他植物。
- (ii) 從本特別條款第(b)(i)款提及的20%中保留不少於50%範圍(下稱「綠化區域」)在署長全權酌情決定的位置或水平提供，以便行人可看見或進入該地段的任何人士可接近該綠化區域。
- (iii) 署長對任何買方建議的園景美化工程是否構成本特別條款第(b)(i)款提及的20%之決定為最終決定，且對買方具有約束力。
- (iv) 署長可全權酌情接受買方建議的非種植裝飾代替種植樹木、灌木或其他植物。
- (c) 買方須根據已批准的園景美化規劃圖自行出資美化該地段，在一切方面達至署長滿意的程度。未經署長的事先書面批准，不得對已批准的園景美化規劃圖作出修訂、更改、改變、變更或取代。
- (d) 買方須在其後自行出資保養及保持園景美化工程，使其處於安全、清潔、井然、整齊及健康狀態，在一切方面達至署長滿意的程度。
- (e) 根據本特別條款進行園景美化的區域須被指定為並構成批地文件特別條款第(17)(a)(v)條所指的公用地方之一部分。
10. 批地文件特別條款第(11)條規定：
- (a) 買方可在該地段內搭建、建造及提供署長書面批准的康樂設施及其輔助設施(下稱「該等設施」)。該等設施的類型、大小、設計、高度及布局須經署長的事先書面批准。
- (b) 為了計算批地文件特別條款第(9)(c)條規定的總樓面面積，並受制於批地文件特別條款第(47)(d)條的規定，若根據本特別條款第(a)款在該地段內提供的該等設施任何部分乃供該地段上已建或擬建的一幢或多幢住宅大廈的住客及其真正訪客共同使用和享用的，該等設施的該等部分將不予計算在內。署長認為該等設施其餘並非作此用途的部分則須計算在內。
- (c) 倘若該等設施的任何部分根據本特別條款第(b)款獲豁免列入總樓面面積的計算(下稱「獲豁免設施」)：
- (i) 獲豁免設施須被指定為並構成批地文件特別條款第(17)(a)(v)條所指的公用地方之一部分；
- (ii) 買方須自行出資保養獲豁免設施，使其保持修繕妥當及堅固的狀態，並須操作獲豁免設施，以達至署長滿意程度；及
- (iii) 獲豁免設施只能供在該地段已建或擬建的一幢或多幢住宅大廈之住客及其真正訪客使用，任何其他人士不得使用。
11. 批地文件特別條款第(12)(a)條規定：
- 受以下條件約束，可在該地段設置供看守員或管理員或兩者一併使用的辦公設施：
- (i) 署長認為該等設施對於該地段上已建或擬建的一幢或多幢住宅大廈的安全、保安及良好管理是必須設置的；
- (ii) 該等設施只供全職及必須受僱於該地段的看守員或管理員或兩者一併作為辦公設施使用，不得作其他任何用途；及
- (iii) 此等設施的位置須事先獲得署長的書面批准。
- 就本特別條款第(a)款而言，辦公設施不得設置於該地段內任何擬作或經修改作為單一家庭住宅的建築物內。署長對建築物是否會構成或擬用作單一家庭住宅之決定為最終決定，且對買方具有約束力。
12. 批地文件特別條款第(13)(a)條規定：
- 受以下條件約束，可在該地段設置供看守員或管理員或兩者一併使用的宿舍：
- (i) 該等宿舍須設置於該地段上已建或擬建的其中一幢住宅大廈內或事先獲署長書面批准的其他地方；及
- (ii) 該等宿舍只供全職及必須受僱於該地段的看守員或管理員或兩者一併使用作住宿用途，不得作其他任何用途。
- 就本特別條款第(a)款而言，宿舍不得設置於該地段內任何擬作或經修改作為單一家庭住宅的建築物內。署長對建築物是否構成單一家庭住宅之決定為最終決定，且對買方具有約束力。

16 SUMMARY OF LAND GRANT

批地文件的摘要

13. 批地文件特別條款第(14)(a)條規定：

該地段內可設置一個供業主立案法團或業主委員會使用的辦事處，但前提是：

- (i) 該辦事處只供就該地段已建或擬建的建築物而成立或將會成立的業主立案法團或業主委員會用作舉行會議及辦理行政事務，不得作任何其他用途；及
- (ii) 該辦事處位置須事先獲得署長的書面批准。

14. 批地文件特別條款第(20)條規定：

- (a) (i) 在該地段內須提供車位，用作停泊根據《道路交通條例》、其下的任何規例及任何修訂法例領有牌照，並屬於居於該地段已建或擬建的一幢或多幢建築物的住宅單位的住戶及其真正來賓、訪客或被邀請者的車輛(下稱「住宅停車位」)以達至署長滿意的程度，車位數目比率必須根據以下列表所列明該地段已建或擬建住宅單位的分別面積計算(除非署長批准採用有別於以下列表的比率或住宅停車位數目)：

每個住宅單位面積	提供住宅停車位的數目
少於40平方米	每23個住宅單位或其部分設置一個停車位
不少於40平方米但少於70平方米	每13個住宅單位或其部分設置一個停車位
不少於70平方米但少於100平方米	每5個住宅單位或其部分設置一個停車位
不少於100平方米但少於130平方米	每1.6個住宅單位或其部分設置一個停車位
不少於130平方米但少於160平方米	每1.2個住宅單位或其部分設置一個停車位
不少於160平方米	每1.0個住宅單位或其部分設置一個停車位

- (ii) 就本特別條款第(a)(i)款之目的而言，住宅停車位總數目須為根據本特別條款第(a)(i)款列表依據各住宅單位面積而計算出來的各住宅停車位數目之總和。為此等條款的目的，「每個住宅單位面積」就總樓面面積而言為下列(I)及(II)之和：
 - (I) 一個住宅單位供該單位住戶獨有使用及享用之總樓面面積，須由該單位之圍牆或護牆外面起量度。但若圍牆分隔兩個毗連單位，在這情況下須由該等牆壁之中間部分起量度，並包括單位內的內部間隔及支柱，但為免存疑，不包括該單位中沒有納入根據批地文件特別條款第(9)(c)條計算總樓面面積之所有樓面面積；及

- (II) 按比例分配予該住宅單位之住宅公用地方(根據下文界定)總樓面面積，即在各個住宅單位圍牆之外，供該地段已建或擬建的該發展項目的住宅部分之所有住戶共同使用及享用的住宅公用地方(該住宅公用地方下稱「住宅公用地方」)的總樓面面積，為免存疑，不包括沒有納入根據批地文件特別條款第(9)(c)條計算總樓面面積的所有樓面面積，在計算時根據以下公式向每一間住宅單位分攤：

$$\text{住宅公用地方之全部總樓面面積} \times \frac{\text{根據本特別條款第(a)(ii)(I)款所計出之該住宅單位之總樓面面積}}{\text{根據本特別條款第(a)(ii)(I)款所計出之所有住宅單位之全部總樓面面積}}$$

- (iii) 如果在該地段已建或擬建的任何大廈提供超過75個住宅單位，該地段內須以每幢此類住宅大廈提供1-5個車位的比率或經署長批准的其他比率(但最少須在該地段提供一個車位)提供供已建或擬建於該地段的一幢或多幢住宅大廈的住戶之真正來賓、訪客或被邀請者停泊他們所擁有根據《道路交通條例》、其下的規例及任何修訂法例領有牌照的車輛的額外車位，以達至署長滿意的程度。
- (iv) 根據本特別條款第(a)(i)(可根據批地文件特別條款第(22)條有所調整)及第(a)(iii)款提供的車位均不可用作該等條款分別指定的用途以外的任何其他用途，尤其是該等車位不得用作存放、陳列或展示汽車作銷售或其他用途或用作提供汽車清潔及美容服務。
- (b) (i) 除非署長批准採用另一比率，須根據下列比率在該地段內提供車位作停泊車輛之用，以達至署長滿意的程度：
 - (I) 該地段上已建或擬建將用作辦公室用途的一幢或多幢建築物的首15,000平方米總樓面面積每150平方米或其部份提供一個車位，其餘用作該用途之總樓面面積每200平方米或其部份提供一個車位；及
 - (II) 該地段上已建或擬建將用作非工業(不包括住宅、辦公室、酒店、貨倉及加油站)用途的建築物的總樓面面積每200平方米或其部份提供一個車位。
- (ii) 為計算根據本特別條款第(b)(i)(I)及(b)(i)(II)款提供的車位數目，任何用作泊車及裝卸貨物用途的總樓面面積毋須計算在內。
- (iii) 根據本特別條款第(b)(i)(I)及(b)(i)(II)款提供的車位，除用作停泊根據《道路交通條例》、其下的任何規例或任何修訂法例領有牌照，並屬於該地段已建或擬建用作該等條款分

別指定之用途的一幢或多幢建築物的佔用人及其真正來賓、訪客或被邀請者擁有的汽車外，不得任何其他用途，尤其是該等車位不得用作存放、陳列或展示汽車作銷售或其他用途或用作提供汽車清潔及美容服務。

- (c) (i) 根據本特別條款第(a)款(可根據批地文件特別條款第(22)條有所調整)及第(b)款提供的車位中，買方須保留及指定按建築事務監督要求及批准的車位數量，供《道路交通條例》、任何其下的規例或任何修訂法例所定義之傷殘人士停泊車輛(如此保留與指定的停車位下稱「傷殘人士停車位」)，惟須在按本特別條款第(a)(iii)款提供的車位中保留和指定最少一個車位作為傷殘人士停車位，且買方不得保留或指定根據本特別條款第(a)(iii)款提供的全部停車位作為傷殘人士停車位。
 - (ii) 傷殘人士停車位設置的位置及樓層須獲得署長的書面批准。
 - (iii) 傷殘人士停車位除用作供根據《道路交通條例》、任何其下的規例及任何修訂法例定義的傷殘人士停泊屬於該地段已建或擬建的一幢或多幢建築物之住戶或佔用人及其真正來賓、訪客或被邀請者擁有的車輛外，不得用作其他用途，尤其是不得用作存放、陳列或展示汽車作銷售或其他用途或用作提供汽車清潔及美容服務。
 - (d) (i) 除非署長批准採用另一比率，須按下列比率在該地段內提供車位停泊根據《道路交通條例》、任何其下的規例及任何修訂法例領有牌照的電單車，以達至署長滿意的程度：
 - (I) 每100個已建或擬建於該地段的建築物之住宅單位或其部分提供一個車位或按其他署長批准採用的比率提供車位(下稱「住宅電單車停車位」)；就本特別條款第(d)(i)(I)款而言，擬供單一家庭居住的洋房、半洋房或排屋不能視作住宅單位；署長對何謂洋房、半洋房或排屋及該等房屋是否構成或擬用作單一家庭住宅之用之決定即為最終決定，且對買方具有約束力；
 - (II) 根據本特別條款第(b)(i)(I)款要求提供的車位總數的10%；及
 - (III) 根據本特別條款第(b)(i)(II)款要求提供的車位總數的10%。
- 如按本特別條款第(d)(i)款提供的該車位數目含有小數，須進位至下一個整數。
- (ii) 住宅電單車停車位除用作停泊根據《道路交通條例》、任何其下的規例及任何修訂法例領有牌照，並屬於該地段已建或擬建的一幢或多幢建築物之住宅單位的住戶及其真正來賓、訪客或被邀請者擁有的電單車外，不得用作其他用途，尤其是該等車位不得用作存放、陳列或展示汽車作銷售或其他用途或用作提供汽車清潔及美容服務。

16 SUMMARY OF LAND GRANT

批地文件的摘要

- (iii) 根據本特別條款第(d)(i)(II)款及第(d)(i)(III)款提供的車位除用作停泊根據《道路交通條例》、任何其下的規例及任何修訂法例領有牌照，並在本特別條款第(b)(i)(I)款及第(b)(i)(II)款規定的分別目的下屬於該地段已建或擬建的建築物的佔用人及其真正來賓、訪客或被邀請者擁有的電單車外，不得用作其他用途，尤其是該等車位不得用作存放、陳列或展示汽車作銷售或其他用途或用作提供汽車清潔及美容服務。
- (e) (i) 每個根據本特別條款第(a)款及第(b)款所提供的車位的尺寸須為2.5米闊及5.0米長及最少2.4米淨空高度。
- (ii) 每個傷殘人士停車位的尺寸須根據建築事務監督的要求及批准之尺寸。
- (iii) 每個根據本特別條款第(d)款提供的車位的尺寸須為1.0米闊及2.4米長及最少2.4米淨空高度或署長批准的其他的最低淨空高度。
15. 批地文件特別條款第(21)條規定：
- (a) 必須在該地段內提供下述車位，以達至署長滿意程度：
- (i) 以下列比率供裝卸貨物貨車之用：
- (I) 該地段已建或擬建的一幢或多幢建築物每800個住宅單位或其部分設置一個車位的比率或按署長批准的其他比率，惟須就該地段已建或擬建的每幢住宅大廈設置最少一個裝卸貨物停車位，該等裝卸貨物停車位須位於每幢住宅大廈旁邊或之內；及就本第(a)(i)(I)款而言，擬供單一家庭住宅之用的洋房、半洋房或排屋不能視作住宅單位大廈。
- (II) 該地段上已建或擬建將用作辦公室用途的一幢或多幢建築物的總樓面面積每2,000平方米或其部份提供一個裝卸貨物停車位；及
- (III) 該地段上已建或擬建將用作非工業(不包括住宅、辦公室、酒店、貨倉及加油站)用途的一幢或多幢建築物的總樓面面積每800平方米或其部份提供一個裝卸貨物停車位；及
- (ii) 根據該地段上已建或擬建將用作辦公室用途的一幢或多幢建築物的總樓面面積每20,000平方米或其部份提供一個車位的比率，作為以供車輛(包括的士)上落乘客的停車處。
- (b) (i) 根據本特別條款第(a)(i)款提供的每個裝卸貨物停車位的尺寸須為3.5米闊、11.0米長及最少4.7米淨空高度。該等裝卸貨物停車位不可用作與所述的一幢或多幢建築物有關的貨車裝卸貨物用途以外之其他用途。
- (ii) 根據本特別條款第(a)(ii)款提供的每個停車處的尺寸須為2.5米闊、5.0米長及最少2.4米淨空高度。該等停車處不可用作與已建或擬建於該地段將用作辦公室用途的一幢或多幢建築物有關的車輛(包括的士)上落乘客用途以外之其他用途。
- (c) 就計算根據本特別條款第(a)(i)(II)、(a)(i)(III)及(a)(ii)款所提供的車位數目而言，任何用作泊車及裝卸貨物用途的樓面面積毋須計算在內。
16. 批地文件特別條款第(22)條規定：
- (a) 即使批地文件特別條款第(20)(a)(i)條有所規定，買方可增加或減少按批地文件特別條款第20(a)(i)條所要求提供的各車位數目，幅度不多於5%，前提是如此增加或減少的車位數目總數不得超過50個。
- (b) 除本特別條款第(a)款的規定外，買方可增加或減少根據批地文件特別條款第(20)(a)(i)條提供的各車位數目(不計算根據本特別條款第(a)款計算的車位)，幅度不多於5%。
17. 批地文件特別條款第(24)條規定：
- (a) 即使已履行與遵守此等條款，並達至署長滿意的程度，住宅停車位及住宅電單車停車位不得：
- (i) 轉讓，除非
- (I) 住宅停車位及住宅電單車停車位是與該地段的不分割份數連同獨家使用和佔用在該地段已建或擬建用作私人住宅用途的一幢或多幢建築物的住宅單位的權利一併轉讓；或
- (II) 住宅停車位及住宅電單車停車位的受讓人已經持有該地段的不分割份數連同獨家使用和佔用在該地段已建或擬建用作私人住宅用途的一幢或多幢建築物的住宅單位的權利；或
- (ii) 出租，除非承租人已經是在該地段已建或擬建用作私人住宅用途的建築物的一幢或多幢住宅單位的住戶。
- 但是在任何情況下，不得轉讓或出租合共多於三個住宅停車位和住宅電單車停車位給予該地段已建或擬建用作私人住宅用途的一幢或多幢建築物的任何同一個住宅單位的業主或住戶。
- (b) 即使本特別條款第(a)款有任何規定，買方可以在取得署長事先書面批准下，將所有住宅停車位和住宅電單車停車位整體轉讓，但只可轉讓給買方全資擁有的附屬公司。
- (c) 本特別條款第(a)款的規定不適用於轉讓、分租、按揭或抵押整個該地段。
- (d) 本特別條款第(a)及第(b)款的規定不適用於傷殘人士停車位。
18. 批地文件特別條款第(25)條規定：
- 根據批地文件特別條款第(20)(a)(iii)及(21)條在該地段內提供的車位及傷殘人士停車位須指定為並構成公用地方之部分。
19. 批地文件特別條款第(27)條規定：
- 買方不可分割、移除或後移任何該地段毗鄰或毗連的政府土地或在任何政府土地上進行任何加建或堆填或進行任何類型的斜坡護土工程，除非獲得署長事先書面批准，署長有絕對酌情權，在符合他認為合適的條款及條件下給予批准，包括授予額外政府土地作為延伸該地段及釐定相關地價。
20. 批地文件特別條款第(28)條規定：
- (a) 如果任何土地存在或已經被分割、移除或後移或在其上加建或堆填或進行任何類型的斜坡護土工程，不論有否經署長事先書面批准，亦不論是在該地段內或任何政府土地內，旨在或關連於構建、平整或開發該地段或其中任何部分或買方按此等條款需要進行的任何其他工程，或作任何其他用途，買方須自行出資進行與修建該等斜坡處理工程、護土牆或其他承托物、保護物、排水或附屬工程或將會或可能會或於今後任何時間成為必要的其他工程，以便保護與承托該地段及任何毗鄰或毗連政府土地或出租土地內的土地，避免與防止其後發生任何滑土、山泥傾瀉或地陷。買方須在批地文件授予的租期期間所有時間自行出資保養該土地、斜坡處理工程、護土牆或其他承托物、保護物、排水或附屬工程或其他工程，使其處於修繕妥當及良好的狀態，以達至署長滿意程度。
- (b) 本特別條款第(a)款的任何規定，不得影響政府在此等條款下的權利，尤其是批地文件特別條款第(27)條下的權利。
- (c) 無論在任何時候，倘若因為任何構建、平整、開發或買方進行其他工程或任何其他原因導致或引起任何滑土、山泥傾瀉或地陷，不論發生在或來自該地段任何土地或任何毗鄰或毗連政府土地或已出租土地，買方須自行出資進行修葺使之恢復原狀以達至署長滿意的程度，並須就上述滑土、山泥傾瀉或地陷造成政府、其代理及承辦商承受、遭受或產生一切開支、收費、損害賠償、要求及索償作出彌償。
- (d) 除了批地文件對違反此等條款所提供的任何其他權利或補償外，署長有權發出書面通知要求買方進行、修建及保養該土地、斜坡處理工程、護土牆或其他承托物、保護物及排水或輔助工程或其他工程或為任何滑土、山泥傾瀉或地陷修葺使之恢復原狀。如買方忽略或未能在該通知指定的時期內遵從該通知的要求，達至署長滿意的程度，署長可立即執行與進行任何必要工程。買方須應要求向政府償還因而產生的費用，連同任何行政費及專業費用及開支。

16 SUMMARY OF LAND GRANT

批地文件的摘要

21. 批地文件特別條款第(29)條規定：
未經署長事先書面批准，不可在該地段內使用碎石機。
22. 批地文件特別條款第(30)條規定：
如果在開發或重新開發該地段或其中任何部分時已安裝預應力地樁，買方須自行出資在預應力地樁的服務年限期間，定期保養與檢查預應力地樁，以達至署長滿意的程度，並在署長不時行使絕對酌情權要求時，提供上述檢驗工程的報告和資料給署長。如果買方忽略或未能進行上述檢驗工程，署長可立即執行與進行該檢驗工程，而買方須應要求向政府償還因而產生的費用。
23. 批地文件特別條款第(31)條規定：
(a) 倘若從該地段或任何由該地段的發展所影響的其他區域的泥土、廢石方、瓦礫、建築廢料或建築材料(下稱「廢物」)被侵蝕、沖刷或傾倒到公共小巷或道路或路渠、前灘或海床、污水渠、雨水渠、明渠或其他政府物業(下稱「政府物業」)，買方須自行出資清理政府物業的廢物並彌補對政府物業造成的任何損壞。買方須對上述侵蝕、沖刷或傾倒對私人物業的任何損壞或滋擾所產生的一切訴訟、索償及要求對政府作出彌償。
(b) 即使本特別條款第(a)款另有規定，署長可以(但沒有責任)在買方要求時清理政府物業的廢物及對政府物業造成的任何損壞作出修復，買方須應要求向政府支付因此產生的費用。
24. 批地文件特別條款第(32)條規定：
買方須在任何時候，特別是在進行建築、保養、翻新或維修工程(下稱「工程」)期間，採取或促使他人採取一切適當及充分的處理、技巧及預防措施，避免對該地段、該保留範圍或其中任何部分之上、上面、之下或毗鄰的任何政府的或其他的現有排水渠、水路或水道、總水喉、道路、行人路、街道設施、污水渠、明渠、管道、電纜、電線、公用事業服務或任何其他工程或裝置(以下統稱「服務設施」)造成任何損壞、阻礙或干擾。買方在進行上述任何工程之前，須進行或促使他人進行適當的勘測及必要的查詢，確定任何服務設施的現況及水平，並須向署長提交處理任何可能受工程影響的服務設施的書面建議，並於各方面取得他的批准，及不得在取得署長對工程及上述建議作出的書面批准之前進行該等工程。買方須遵守並自行出資履行署長於批准上述建議時對服務設施施加的任何要求，包括任何所需的改道、重鋪或修復的費用。買方必須自行出資在一切方面維修、彌補及修復上述工程對該地段、該保留範圍或其中任何部分或任何服務設施造成的任何損壞、阻礙或干擾(除非署長另作選擇，否則明渠、污水渠、雨水渠或總水喉的修復須由署長進行，買方須應要求時向政府支付該等工程費用)，達至署長滿意的程度。如果買方未能對該地段、該保留範圍或其中任何部分或任何服務設施進行上述必要的改道、重鋪、維修、彌補及修復工程以達至署長滿意的程度，署長可進行他認為必要的上述改道、重鋪、維修、彌補或修復工程，買方須應要求時向政府支付該等工程的費用。
25. 批地文件特別條款第(33)條規定：
(a) 買方須自行出資興建及保養該地段邊界內或政府土地內署長認為必要的排水渠及渠道，達至署長滿意的程度，以便截斷並引導該地段的一切暴雨或雨水到最近的河道、集水井、渠道或政府雨水渠，及買方須對上述暴雨或雨水造成的任何損壞或滋擾而導致的一切訴訟、索償及要求自行負責並向政府及其人員作出彌償。
(b) 連接該地段的任何排水渠和污水渠至政府的雨水渠及污水渠(如已鋪設及運作)的工程可由署長進行，但署長毋須就因此產生的任何損失或損害對買方負責，及買方須應要求時向政府支付上述連接工程的費用。另外，該等連接工程亦可由買方自行出資進行，達至署長滿意的程度，在此種情況下，上述連接工程的任何一段若在政府土地內修建，須由買方自行出資保養，直至被要求時由買方交還給政府，由政府出資負責其後的保養及買方須在被要求時向政府支付有關上述連接工程的技術檢查之費用。若買方未能保養上述興建在政府土地上的連接工程任何部分，署長可進行其認為所需的該等保養工程，買方應要求時向政府支付該等工程的費用。
26. 批地文件特別條款第(34)條規定：
(a) 買方無通行權從該地段進入海中及由海中進入該地段。
(b) 政府保留在任何時候於該地段的前濱到海床進行填海工程的權利，而買方無權根據《前濱及海床(填海工程)條例》、其下的任何規例及任何修訂法例或其他情況就任何該等填海工程獲得任何賠償。
27. 批地文件特別條款第(35)條規定：
買方不得在任何時候使用，容受或准許使用該地段或在其任何部分或任何已建或擬建於該地段的建築物或其任何部分，用以供橫過船埠、碼頭或海堤的遠洋船以岸上貨櫃處理作業設備裝卸貨櫃。就本特別條款而言，「遠洋船」應被視為包括在《船舶及港口管制條例》、其下的任何規例及任何修訂法例所定義於內河航限航行的船隻，並應被視為不包括僅在香港水域內航行的船隻。
28. 批地文件特別條款第(36)條規定：
(a) 買方不得拆毀或損壞在該地段及該保留範圍內原有的海堤，或進行會對海堤或其任何部分造成不利影響的任何工程。署長就任何工程是否會對海堤造成不利影響之決定為最終決定，且對買方具有約束力。
(b) 海堤蓋頂線後方10米範圍內的最大附加荷載不得超過每平方米10千牛頓。
(c) 海堤蓋頂線15米範圍內不得進行任何形式的撞擊式打樁工程。
29. 批地文件特別條款第(38)條規定：
源自政府水管的咸水供應將提供作沖廁用途，除非買方自行出資提供或同意提供用於任何加熱，冷卻，加濕或其他目的的私人咸水供應，在這種情況下，政府將不會給予上述源自政府水管的咸水供應作沖廁用途。
30. 批地文件特別條款第(39)條規定：
(a) 買方特此確認鴨洲利南道有現存的潛在危險裝置，即由香港蜆殼有限公司營運的石油氣中轉倉及大型住宅供應倉(以下統稱「潛在危險裝置」)。
(b) 買方須於批地文件之日起六個曆月內或由署長批准之其他時間內，自行出資並以全面達至機電工程署署長滿意的程度，向機電工程署署長提交或促使他人提交一份書面量化風險評估(下稱「量化風險評估」)供其審批，該量化風險評估須載有機電工程署署長要求的資料和詳情，包括但不限於有關潛在危險裝置對該地段及其上面的發展項目及機電工程署署長決定的其他土地(機電工程署署長就此作出之決定為最終決定，且對買方具有約束力，該等其他土地以下統稱「土地」)構成的風險的量化風險評估，及在該地段內擬進行的緩解措施、保護工程及其他措施及工程(下稱「風險緩解措施」)的建議，以確保潛在危險裝置對該地段和土地構成的風險合乎香港規劃標準與準則及任何修訂條文所指用於評估潛在危險裝置的工作場地以外的風險水平的風險指引及其他機電工程署署長指明的要求。
(c) 買方須自行出資於機電工程署署長指定時限內進行及執行量化風險評估中提議並經機電工程署署長批准的風險緩解措施(下稱為「經批准風險緩解措施」)，以全面達至機電工程署署長滿意。買方往後須自行出資保養為執行經批准風險緩解措施而建設或安裝的構築物或設施，以全面達至機電工程署署長滿意。
(d) 在量化風險評估獲得機電工程署署長書面批准之前，不得在該地段開展任何建造工程(批地文件特別條款第(2)條規定下之土地勘測、地盤平整工程、清拆及移除工程除外)。就此等條款而言，「土地勘測」的定義見於《建築物條例》、其下的任何規例及任何修訂法例。
(e) 政府及其人員對買方因履行本特別條款或其他條款的責任所引起或附帶引起而對買方造成或使之蒙受的任何開支、損害賠償或損失毋須承擔任何責任或義務或法律責任。買方亦無權就該等開支、損害賠償或損失向政府及其人員提出索償。

16 SUMMARY OF LAND GRANT

批地文件的摘要

31. 批地文件特別條款第(40)條規定：

- (a) 在批地文件的附錄圖則I上以粉紅色加黑點及粉紅色加黑斜線黑點顯示的該地段的該等部分開展任何工程前(包括但不限於地盤勘測工程、打樁工程或其他地基工程及其他土木工程和建築工程)，買方須諮詢香港鐵路有限公司(下稱「該公司」)以確定任何該等工程不會損壞、騷擾或危害任何鐵路工程、構築物、設施或裝設或鐵路(根據《香港鐵路條例》(下稱「港鐵條例」)第2條定義)及其任何伸延部分(下稱「鐵路」)的安全運作(為此而言署長的決定將為最終決定)及若署長要求，買方須自行出資採取該公司可能要求的預防措施以確保任何鐵路工程、構築物、設施或裝設或鐵路運作的安全。
- (b) 買方須遵守與遵從所有有關鐵路的法例、附例及規例。
- (c) 買方須自行出資遵守所有建築事務監督、消防處處長及所有其他有關之政府及法定當局有關建造(包括擬用物料)、維修及保養接連或鄰近鐵路的建築物之任何部份之特別要求。
- (d) 若該公司在依港鐵條例第4條或其他情況批出之專營權屆滿時(包括其任何延長期)停止營運鐵路或影響該地段的任何鐵路部分，此特別條款中所指的該公司，將在合適的情況下，指政府、其提名人或政府指定之第三方。

32. 批地文件特別條款第(41)條規定：

- (a) 除批地文件特別條款第(4)(a)(i)條另有規定外，不得在本批地文件的附錄圖則I中以粉紅色加黑斜線、粉紅色加黑斜線黑點、粉紅色加黑斜線紅點和粉紅色加黑斜線綠點顯示及以「D.R.」標明的排水系統專用範圍(下稱「排水系統專用範圍」)內興建任何構築物或承托物。
- (b) 即使本特別條款第(a)款有所規定及受限於批地文件特別條款第(4)(b)條，買方可在取得署長事先書面批准及受限於署長所施加的條款及條件的規限下，在排水系統專用範圍搭建一個或多個由排水系統專用範圍地面向上延伸5.1米淨空間的小型結構(署長對何謂排水系統專用範圍地面的決定為最終決定，且對買方具有約束力)，前提是當署長提出要求，買方須自行出資在署長指定的時間內及在一切方面達至署長滿意的程度，移除或拆除該等小型結構，將排水系統專用範圍恢復原狀。如果買方未能在規定的期限內或按緊急情況下的要求進行移除、拆除或恢復原狀的工程，則署長可進行他認為必要的工程，買方須應要求向政府支付該等工程的費用。
- (c) 署長及其正式授權的人員、承辦商、及他或他們之工人(以下統稱「相關人員」)(無論攜帶或不攜帶工具、設備、機械、機器或車輛)，在任何時候均有權不受限制地進入、往返和行經該地段，以進行鋪設、檢查、維修和保養排水渠、下水道、渠道、排水設施以及越過、貫穿或穿過排水系統專用範圍的所有其他

署長要求或授權的服務(下稱「公用事業」)。不得在排水系統專用範圍內放置任何性質並可能阻礙公用事業連接或對公用事業造成超額附加費的物件或材料。如果署長認為(其意見為最終決定，且對買方具有約束力)排水系統專用範圍內有物件或材料可能阻礙公用事業連接或對公用事業造成超額附加費，則署長有權以書面通知形式要求買方自行出資並在各方面均令署長滿意的程度下拆除或移除此類物件或材料，將排水系統專用範圍恢復原狀。如果買方在規定的期限內或在緊急情況下忽略或不遵守該通知，則署長可進行他認為必要的拆除、移除或恢復原狀工程，而買方須應要求付該等工程的費用(金額由署長決定，其決定為最終決定，且對買方有約束力)。

- (d) 除恢復因行使本特別條款第(c)款賦予的權利和權力而挖出的任何溝渠外，署長和相關人員毋須為行使本特別條款第(c)款所賦予(即不受限制地進入、往返和行經該地段，以進行鋪設、檢查、維修和例行檢查公用事業的權利)而引起或附帶引起對買方造成或使之蒙受的任何損失、損害、滋擾或干擾承擔任何責任，而且買方不得就任何該等損失、損害、滋擾或干擾向政府、署長或相關人員提出索償。
- (e) 如買方要求在該地段內進行公用事業的改道，則買方須在進行改道工程前，自行出資向署長提交在該地段內進行改道工程的建議書，包括展示擬議改道工程定線的改道圖則，以供審批。買方不得進行任何改道工程，直至署長就建議書給予書面批准。買方須自行出資針對該地段在土地登記處登記署長的許可信(連同經批准的改道圖則)。公用事業的改道和搬遷費用應由買方承擔。為免存疑，不得在該地段以外進行公用事業改道。
- (f) 買方須彌償政府因買方、其傭工、工人及承辦商就本特別條款第(e)款所指的公用事業改道而作出或遺漏的任何事項而引起相關的任何責任、損失、損害賠償、索償、費用、開支、收費、要求、訴訟及司法程序。

33. 批地文件特別條款第(42)條規定：

- (a) 買方須在批地文件之日起的6個曆月內或署長批准的其他時間內，自行出資提交或安排他人提交一份發展該地段的噪音影響評估(下稱「噪音影響評估」)給署長作書面審批，在一切方面使署長滿意。噪音影響評估須指出所有對發展該地段不利的噪音影響，並作出適當的噪音緩解措施的建議(下稱「噪音緩解措施」)。
- (b) 買方須自行出資在署長指定的期限內進行與實施噪音影響評估中所建議並經署長批准的噪音緩解措施(下稱「獲批准噪音緩解措施」)，在一切方面使署長滿意。
- (c) 在署長對噪音影響評估發出書面批准前，不可在該地段或其任何部分展開建築工程(批地文件特別條款第(2)條規定下之土地勘察、地盤平整工程、清拆及移除工程除外)。

- (d) 政府及其人員對買方或任何其他人因履行本特別條款或其他條款的責任所引起或附帶引起而對買方造成或使之蒙受的任何損失、損壞、滋擾或干擾毋須承擔任何責任或義務。買方亦無權就上述損失、損壞、滋擾或干擾向政府及其人員作出索償。

34. 批地文件特別條款第(43)條規定：

倘若獲批准噪音緩解措施中包括在該地段架設或興建一個或多個隔音屏障並伸延至超出該地段的地界至任何毗鄰政府土地任何部分之上或上方(下稱「隔音屏障」)，以下條件將適用：

- (a) 買方須自行出資按照獲建築事務監督批准的圖則設計、架設及興建隔音屏障，並須在所有方面符合《建築物條例》、其下的任何規例及任何修訂法例；
- (b) 不得在任何該地段毗鄰的政府土地之上、上面或下面架設隔音屏障的基座或承托物；
- (c) 未經署長的事先書面批准，不可對隔音屏障或其部分作出任何改動、增建、更換或附加附屬裝置；
- (d) 買方須在任何時間自行出資維護、保養和維修隔音屏障或(如獲署長批准)任何替代隔音屏障，使其在各方面達至修繕妥當的狀態，達至署長滿意的程度，如為進行本第(d)款規定的任何工程而需臨時封閉交通或改道，須得到運輸署署長對臨時交通安排的書面同意才可開展任何工程；
- (e) 隔音屏障只可用作阻隔噪音用途，未經署長的事先書面批准，買方不得使用或容受或允許隔音屏障或其部分用作廣告宣傳用途或展示任何標誌、通告或任何海報；
- (f) 在得到署長事先書面批准的前提下，買方及其承辦商、工人或買方授權的任何其他人士(無論攜帶或不攜帶工具、設備、機械、機器或車輛)可獲允許進入該地段毗鄰的政府土地，旨在按本特別條款架設、建造、視察、維修、保養、清潔、翻新及更換伸展到政府土地上的隔音屏障之部分；
- (g) 政府對買方或任何其他人士就本特別條款第(f)款所述的進入或工程所引起或附帶引起而對買方或任何其他人士造成或使之蒙受的任何損失、損害、滋擾或干擾毋須承擔任何責任，以及買方或任何其他人士無權就任何上述損失、損害、滋擾或干擾向政府提出索償；
- (h) 買方須在任何時間採取所需的預防措施，以防止對任何該地段毗鄰的政府土地及隔音屏障或對任何因架設、建造、維修、保養、更改、更新、替換、使用、拆除或移除隔音屏障而進入或使用任何該地段毗鄰的政府土地及隔音屏障的人士或車輛造成任何損害或傷害；

16 SUMMARY OF LAND GRANT

批地文件的摘要

- (i) 署長有權於任何時間行使其絕對酌情權向買方送達書面通知，要求買方於書面通知之日起的六個曆月內拆除及移除跨越政府土地的部分隔音屏障，並不得作出替換，而買方須於收到該書面通知規定的期限內自行出資拆除及移除上述隔音屏障的部分，在各方面使署長滿意；
 - (j) 如果買方未能履行在本特別條款的任何責任，署長可進行他認為必要的工程，買方須應要求向政府支付該等工程的費用；
 - (k) 買方須在任何時間允許署長、其人員、承辦商、他或他們之工人和任何獲署長授權的人士(無論攜帶或不攜帶工具、設備、機械、機器或車輛)自由及不受阻礙地進出、返回及通過該地段或其任何部分及任何於該地段已建或擬建的建築物，以視察、檢查和監督任何根據本特別條款第(a)款、第(d)款和第(i)款進行的任何工程及根據本特別條款第(j)款進行的任何工程或署長認為需要的任何其他工程；
 - (l) 政府或署長對因買方或任何其他人士在履行本特別條款的責任、署長行使本特別條款第(k)款的進入權或按本特別條款第(j)款進行的任何工程所引起或附帶所引起而對買方或任何其他人士造成或使之蒙受的任何損失、損害、滋擾或干擾須承擔任何責任或法律責任。買方無權就上述損失、損害、滋擾或干擾向政府或署長或其授權的人員提出任何申索或索償；及
 - (m) 買方須於任何時間對政府、署長、其人員、承辦商、代理和工人和任何獲署長根據本特別條款第(k)款授權的人士就架設、建造、展示、維修、保養、更改、更新、替換、使用、拆除或移除隔音屏障或進行本特別條款第(j)款的相關工程所引起(無論是直接或間接)或附帶所引起的一切責任、損失、損害賠償、索償、開支、費用、收費、要求、訴訟及司法程序對其作出彌償並確保其獲得彌償。
35. 批地文件特別條款第(44)條規定：
- (a) 買方須在批地文件之日起的六個曆月內或署長批准的其他時間內自行出資提交或安排他人提交一份發展該地段的排污影響評估(下稱「排污影響評估」)給環境保護署署長作書面審批，在一切方面使環境保護署署長滿意。排污影響評估須包含環境保護署署長可要求的資料及詳情，包括但不限於因開發該地段所引起的一切負面排污影響及所作出消滅措施、改善工程及其他措施及工程的建議。
 - (b) 買方須自行出資在渠務署署長指定的期限內進行與實施經環境保護署署長批准的排污影響評估中的建議，在一切方面使渠務署署長滿意。
 - (c) 排污影響評估的技術方面須由香港工程師學會的成員(土木工程為其專業)或執業土木工程師負責。
 - (d) 在環境保護署署長對排污影響評估發出書面批准前，不得在該地段或其任何部分展開建築工程(批地文件特別條款第(2)條規定下之土地勘察、地盤平整工程、清拆及移除工程除外)。
 - (e) 為免存疑和在不影響批地文件一般條款第5條的一般適用範圍下，買方特此明示承諾及同意他須獨自負責自行出資進行和實施經環境保護署署長批准的排污影響評估中的建議，在一切方面使渠務署署長滿意。政府及其人員對買方因履行本特別條款或其他條款的責任所引起或附帶所引起而對買方造成或使其蒙受的任何開支、損害或損失毋須承擔任何責任、義務或法律責任。買方亦無權就上述開支、損害或損失向政府或其人員作出索償。
36. 批地文件特別條款第(45)條規定：
- (a) 買方須在批地文件之日起的6個曆月內或署長批准的其他時間內)自行出資提交或安排他人提交一份發展該地段的空氣質素影響評估(下稱「空氣質素影響評估」)給環境保護署署長作書面審批，在一切方面使環境保護署署長滿意。空氣質素影響評估須處理源自附近地方的空氣質素影響，例如鴨脷洲初級污水處理廠的氣味排放，以及利南道上影響該地段上發展項目的工業排放及車輛排放，並載有建議適當的空氣質量緩解措施。
 - (b) 買方須自行出資在環境保護署署長指定的期限內進行與實施空氣質素影響評估中建議經環境保護署署長批准的緩解空氣質量的措施，在一切方面使渠務署署長滿意。
 - (c) 在環境保護署署長對空氣質素影響評估發出書面批准前，不得在該地段或其任何部分展開建築工程(批地文件特別條款第(2)條規定下之土地勘察、地盤平整工程、清拆及移除工程除外)。
37. 批地文件特別條款第(46)條規定：
- 凡在此等條款有下述規定：
- (a) 凡規定政府或其獲授權的人員將會或可在該地段或其任何部分之上或該地段以外進行任何型式的工程(不論是代替買方或基於買方未能進行此類工程或其他原因)，費用由買方負擔，或買方須應要求向政府或其獲授權人員支付或償還上述工程費用，該費用包括政府或其獲授權的人員所釐定的監督費用及經常性支出；或
 - (b) 凡規定必須取得政府或其獲授權的人員事先的批准或同意，政府或其獲授權的人員有絕對酌情權以他們認為合適的有關條款及條件發出批准或同意或拒絕批准或同意。
38. 批地文件特別條款第(48)條規定：
- 該地段不可搭建或建造任何墳墓或骨灰龕，亦不可安葬或放置任何人類或動物遺體，無論置於屬陶泥金塔、骨灰盅或其他類似容器亦然。

備註：

1. 本節中提述「買方」一詞指根據批地文件中的買方和如文意允許或要求包括其遺囑執行人、遺產管理人及承讓人及(如為法團)其繼承人及承讓人；本節中提述「政府」一詞指香港特別行政區政府，及「此等條款」是指並包括批地文件的一般條款和特別條款。
2. 欲悉詳情請參考「批地文件」。「批地文件」全文已備於售樓處，歡迎在營業時間免費索取閱覽，並可支付必要的影印費用獲取「批地文件」影印副本。

17 INFORMATION ON PUBLIC FACILITIES AND PUBLIC OPEN SPACES

公共設施及公眾休憩用地的資料

A. Facilities that are required under the land grant to be constructed and provided for the Government, or for public use

1. Description

The Reserved Area as referred to in Special Condition No.(3)(a) of the Land Grant.

The Passageway in the Reserved Area as referred to in Special Condition No.(4)(a)(i) of the Land Grant.

2. General Public's Right to Use

The general public has the right to use the Passageway in accordance with the Land Grant.

B. Facilities that are required under the land grant to be managed, operated or maintained for public use at the expense of the owners of the residential properties in the Development

1. Description

The Reserved Area as referred to in Special Condition No.(3)(a) of the Land Grant.

The Passageway in the Reserved Area as referred to in Special Condition No.(4)(a)(i) of the Land Grant.

2. The general public has the right to use the Passageway in accordance with the Land Grant.

3. The Reserved Area and everything forming a portion of or pertaining to it including but not limited to the Passageway is required to be managed, operated or maintained at the expense of the owners of the residential properties in the development (until such time as possession of the Reserved Area has been re-delivered to the Government in accordance with Special Condition No.(4)(f) of the Land Grant).

4. Those owners are required to meet a proportion of the expense of managing, operating or maintaining the Reserved Area and everything forming a portion of or pertaining to it including but not limited to the Passageway until such time as possession of the Reserved Area has been re-delivered to the Government in accordance with Special Condition No.(4)(f) of the Land Grant through the management expenses apportioned to the residential properties concerned.

C. Open space that is required under the land grant to be managed, operated or maintained for public use at the expense of the owners of the residential properties in the Development

Not applicable.

D. Any part of the land (on which the Development is situated) that is dedicated to the public for the purposes of regulation 22(1) of the Building (Planning) Regulations (Cap. 123 sub. leg. F)

Not Applicable.

E. A plan that shows the location of those facilities and open spaces, and those parts of the land

Refer to the Plans on pages 194 and 195

F. Provisions of the land grant that concern those facilities and open spaces, and those parts of the land

1. Special Condition No.(3) of the Land Grant stipulates that:

(a) There is excepted and reserved unto the Government the strata of land (including the airspace) between the level of 2.0 metres below the ground level of the areas shown coloured pink stippled green, pink hatched black stippled green, pink stippled red and pink hatched black stippled red on PLAN I annexed to the Land Grant (which areas are hereinafter collectively referred to as "the Areas") and the level of 4.5 metres above the ground level of the Areas and delineated and shown coloured blue on PLAN II annexed to the Land Grant (which strata of land (including the airspace) is hereinafter collectively referred to as "the Reserved Area"). For the purposes of this Special Condition, the decision of the Director as to what constitutes the ground level of the Areas shall be final and binding on the Purchaser.

(b) Save as provided in Special Conditions Nos.(4)(f) and (4)(g) of the Land Grant, the Purchaser shall have no right of or title to the ownership, possession or use of the Reserved Area.

(c) Neither the Purchaser nor any other person shall make any objection or have any right or claim to compensation against the Government whatsoever whether under any enactment or otherwise in respect of the exception and reservation under sub-clauses (a) or (d) of this Special Condition or in respect of any liabilities, losses, damages, claims, costs, expenses, charges, actions, demands and proceedings of whatsoever nature howsoever caused arising directly or indirectly out of or as a consequence of the use of the Reserved Area (including the Passageway as referred to in Special Condition No.(4)(a) of the Land Grant) by the public.

(d) Throughout the term by the Land Grant agreed to be granted, there are excepted and reserved unto the Government free of any costs or charges:

(I) the rights of support and protection to the Passageway as referred to in Special Condition No.(4)(a) of the Land Grant and the structures erected or to be erected within or on the Reserved Area and their supporting structures and

connections, the rights to all necessary easements, the rights of way to and from the Reserved Area and any part or parts thereof through the lot and any buildings or structures erected or to be erected on the lot and the rights of passage of gas, electricity, water, drainage or other effluent, air, telephone lines and other services to and from the Reserved Area and any part or parts thereof through any gutters, pipes, wires, cables, sewers, drains, ducts, flues, conduits and watercourses and other conducting media laid or to be laid or running along, through, over, upon, under or in the lot or any building, structures and erections thereon or any part or parts thereof; and

(II) the rights to adjacent and lateral support and protection from damage of the Passageway as referred to in Special Condition No.(4)(a) of the Land Grant and the structures erected or to be erected within or on the Reserved Area; and during development or re-development of the lot or during the period of modification or reconstruction of the building or buildings erected or to be erected on the lot, the Purchaser shall at his own expense carry out such works as may be necessary or required by the Director and in all respects to his satisfaction to ensure proper use of the Reserved Area by the public.

(e) Throughout the term by the Land Grant agreed to be granted, there is reserved and excepted unto the Director, his officers, contractors and agents, his or their workmen and any other person authorized by the Director with or without tools, equipment, plant, machinery or motor vehicles, free of all costs and charges the right to enter into, upon and through the lot or any part or parts thereof and in, under, through, on or over any building or buildings or any part thereof erected thereon at all times to and from the Reserved Area for the purpose of constructing, inspecting, maintaining, repairing and renewing any structures, installations and other services across, through, within or under the Reserved Area.

(f) The Government, the Director and his officers, contractors and agents, his or their workmen or other duly authorized persons shall have no liability in respect of any loss, damage, nuisance or disturbance whatsoever caused to or suffered by the Purchaser or any persons arising out of or incidental to the exercise of the rights conferred under this Special Condition and no claim whatsoever shall be made against the Government, the Director and his officers, contractors and agents, his or their workmen and other duly authorized persons by the Purchaser in respect of any such loss, damage, nuisance or disturbance.

2. Special Condition No.(4) of the Land Grant stipulates that:

(a) (i) The Purchaser shall on or before the 30th day of June 2023 or such other date as may be approved by the Director, at his own expense, in such manner with such materials and to such standards, levels, alignment and design as the Director shall approve and in all respects to the satisfaction

17 INFORMATION ON PUBLIC FACILITIES AND PUBLIC OPEN SPACES

公共設施及公眾休憩用地的資料

of the Director lay, form, provide, construct and surface a pedestrian passageway together with such stairs, ramps, lighting, escalators and other ancillary facilities and services as the Director in his absolute discretion may require (hereinafter collectively referred to as “the Passageway”) in the Reserved Area.

- (ii) The width of those portions of the Passageway within the Reserved Area shown coloured pink stippled green and pink hatched black stippled green on PLAN I annexed to the Land Grant shall be 5 metres.
- (iii) The width of those portions of the Passageway within the Reserved Area shown coloured pink stippled red and pink hatched black stippled red on PLAN I annexed to the Land Grant shall be 5 metres.
- (b) (i) Save as provided in sub-clause (a)(i) of this Special Condition, no building or structure or support for any building or structure shall be erected or constructed within the Reserved Area.
- (ii) Except with the prior written consent of the Director, no building or structure or support for any building or structure shall be erected or constructed in or protrude over the airspace above those portions of the Reserved Area shown coloured pink stippled green and pink hatched black stippled green on PLAN I annexed to the Land Grant.
- (c) The Purchaser shall at his own expense and in all respects to the satisfaction of the Director uphold, manage, repair and maintain the Reserved Area and everything forming a portion of or pertaining to it including but not limited to the Passageway until such time as possession of the Reserved Area has been re-delivered to the Government in accordance with sub-clause (f) of this Special Condition.
- (d) In the event of the non-fulfilment of the Purchaser’s obligations under sub-clause (a) or sub-clause (c) of this Special Condition, the Government may carry out the necessary works at the cost of the Purchaser who shall pay to the Government on demand a sum equal to the cost thereof, such sum to be determined by the Director whose determination shall be final and binding on the Purchaser.
- (e) The Government shall have no liability in respect of any loss, damage, nuisance or disturbance whatsoever caused to or suffered by the Purchaser or any other person whether arising out of or incidental to the fulfilment of the Purchaser’s obligations under sub-clauses (a) or (c) of this Special Condition or the exercise of the rights by the Government under sub-clause (d) of this Special Condition or otherwise, and no claim whatsoever shall be made against the Government by the Purchaser in respect of any such loss, damage, nuisance or disturbance.
- (f) For the purpose specified in sub-clauses (a) and (c) of this Special Condition, the Purchaser shall on the date of the Land Grant be granted possession of the Reserved Area. Possession of the

Reserved Area or any part or parts thereof shall be re-delivered to the Government on demand. The Purchaser shall not without the prior written consent of the Director re-deliver the possession of the Reserved Area or any part or parts thereof to the Government.

- (g) The Purchaser shall not use the Reserved Area for any purposes other than:
 - (i) the carrying out of the works and obligations specified in sub-clauses (a) and (c) of this Special Condition,
 - (ii) the purposes of the Passageway,
 - (iii) the purposes specified in sub-clause (i) of this Special Condition, and
 - (iv) such other purposes as may be approved in writing by the Director who may, at his absolute discretion give the approval on such terms and conditions as he sees fit or refuse it.
- (h) The Purchaser shall at all reasonable times while he is in possession of the Reserved Area or any part or parts thereof permit the Government, the Director and his officers, contractors and agents and any persons authorized by the Director, with or without tools, equipment, plant, machinery or motor vehicles, the right of free and unrestricted ingress, egress and regress to, from and through the lot and the Reserved Area or any part or parts thereof for the purposes of inspecting, checking and supervising any works to be carried out in compliance with sub-clauses (a) and (c) of this Special Condition and the carrying out, inspecting, checking and supervising of the works under sub-clause (d) of this Special Condition and any other works which the Director may consider necessary in the Reserved Area or any part or parts thereof.
- (i) Upon completion of the Passageway in all respects to the satisfaction of the Director in accordance with sub-clause (a) of this Special Condition and upon written notice by the Director, the Purchaser shall open the Passageway for use under this sub-clause (i) by the public. The Purchaser shall, thereafter at all times prior to redelivery of possession of the Reserved Area to the Government in accordance with sub-clause (f) of this Special Condition.:
 - (I) allow all members of the public free and uninterrupted access and without payment of any nature whatsoever on foot or by wheelchairs on, over, through and along the Passageway or any part or parts thereof during such hours as shall be specified by the Director; and
 - (II) display notices in prominent locations informing the public that the Passageway is open to the public during such hours as shall be specified by the Director under sub-clause (i)(I) of this Special Condition free of charge and setting out such other relevant information as may be required from time to time by the Director.

- (j) The Government, the Director and his officers, contractors and agents and any persons authorized by the Director shall have no liability in respect of any loss, damage, nuisance or disturbance whatsoever caused to or suffered by the Purchaser or any person whether arising out of or incidental to the exercise of the rights by the Government, the Director and his officers, contractors and agents and any persons authorized by the Director under sub-clause (h) of this Special Condition or the fulfilment of the Purchaser’s obligations under sub-clause (i) of this Special Condition, and no claim whatsoever shall be made by the Purchaser against the Government, the Director and his officers, contractors and agents and any persons authorized by the Director in respect of any such loss, damage, nuisance or disturbance.

G Provisions of every deed of mutual covenant in respect of the specified residential property that concern those facilities and open spaces, and those parts of the land

Note: Unless otherwise provided, capitalized terms below shall have the same meaning given to them under the Deed of Mutual Covenant incorporating a management Agreement in respect of the Development (“Deed”).

Clause	Provisions of the deed of mutual covenant
Section I	<p>“In this Deed, the following words and expressions shall have the following meanings ascribed to them except where the context otherwise requires or permits:</p> <p>“Passageway” means the Passageway as defined in Special Condition No. (4)(a)(i) of the Government Grant, and for the purpose of identification, as shown coloured pink stippled green, pink hatched black stippled green, pink stippled red and pink hatched black stippled red on PLAN I annexed to the Government Grant.</p> <p>“Reserved Area” means the strata of land (including the airspace) excepted and reserved to the Government between the level of 2.0 metres below the ground level of the areas shown coloured pink stippled green, pink hatched black stippled green, pink stippled red and pink hatched black stippled red (collectively, the Areas) on PLAN I annexed to the Government Grant and the level of 4.5 metres above the ground level of the Areas and delineated and shown coloured blue on PLAN II annexed to the Government Grant.”</p>

17 INFORMATION ON PUBLIC FACILITIES AND PUBLIC OPEN SPACES

公共設施及公眾休憩用地的資料

Clause	Provisions of the deed of mutual covenant
Clause 2 of Subsection C of Section IV	<p>“The following are the easement rights and privileges subject to which each Undivided Share and the exclusive right to hold use occupy each Unit is held:</p> <p>(a) Free and uninterrupted access and without payment of any nature whatsoever on foot or by wheelchairs on, over, through and along the Passageway or any part or parts thereof during such hours as shall be specified by the Director of Lands by all members of the public pursuant to Special Condition No.(4)(i)(I) of the Government Grant.</p> <p>(b) The right of the Government, the Director of Lands and his officers, contractors and agents and any persons authorized by the Director of Lands with or without tools, equipment, plant, machinery or motor vehicles of free and unrestricted ingress, egress and regress to, from and through the Land and the Reserved Area or any part or parts thereof for the purposes of inspecting, checking and supervising any works to be carried out in compliance with Special Condition Nos. (4)(a) and (4)(c) of the Government Grant and the carrying out, inspecting, checking and supervising of the works under Special Condition No. (4)(d) of the Government Grant and any other works which the Director of Lands may consider necessary in the Reserved Area or any part or parts thereof.</p> <p>(c) The rights excepted and reserved to the Government in the Reserved Area under Special Condition Nos. (3)(d) and (3)(e) of the Government Grant.”</p>
Clause 1 of Subsection B of Section VI	<p>“The Manager will manage the Land and the Development in a proper manner and in accordance with this Deed and except as otherwise herein expressly provided the Manager shall be responsible for and shall have full and unrestricted authority to do all such acts and things as may be necessary or requisite for the proper management of the Land and the Development. Without in any way limiting the generality of the foregoing, the Manager shall have the following duties and powers namely:</p> <p>(bt) To uphold, manage, repair and maintain the Reserved Area and everything forming a portion of or pertaining to it including but not limited to the Passageway (until such time as possession of the Reserved Area shall have been redelivered to the Government) pursuant to Special Condition (4)(c) of the Government Grant;</p> <p>(cb) To inspect, maintain and carry out all necessary works for the upkeep, repair and maintenance of the existing seawall within the Land and the Reserved Area Provided that the Manager shall in the exercise of such right ensure that no works for the upkeep, repair and maintenance of the existing seawall within the Land and the Reserved Area would increase the loading on the existing seawall within the Land and the Reserved Area.”</p>

Clause	Provisions of the deed of mutual covenant
Clause 8 of Subsection B of Section VI	<p>“The Manager shall have the right and power to require each Owner to pay a proportionate part of all the expenditure lawfully incurred or to be incurred for the provision, operation, necessary repair, decoration, renovation, improvement, management, upkeep and maintenance of the Slopes and Retaining Walls (if any) and related structure (if any), the existing seawall within the Land and the Reserved Area and the Common Areas and Facilities as provided in this Deed Provided that prior approval by a resolution of the Owners at an Owners’ meeting convened under this Deed is required for any improvement works of the Common Areas and Facilities which involves expenditure in excess of 10% of the current annual Management Budget.”</p>
Clause 3 of Subsection D of Section VI	<p>“The management expenditure in the Management Budget shall include but not be limited to the following:</p> <p>(o) The costs and expenses of upholding, managing, repairing and maintaining the Reserved Area and everything forming a portion of or pertaining to it including but not limited to the Passageway pursuant to Special Condition No.(4)(c) of the Government Grant;</p> <p>(p) The costs and expenses of inspecting, maintaining and carrying out all necessary works for the upkeep, repair and maintenance of the existing seawall within the Land and the Reserved Area.”</p>
Clause 13 of Section X	<p>“Notwithstanding anything herein contained, the parties hereto acknowledge that until such time possession of the Reserved Area shall be redelivered to the Government in accordance with the Government Grant, the Owners shall be responsible for the upholding, repair, management and maintenance of the Reserved Area and everything forming a portion of or pertaining to it including but not limited to the Passageway to the satisfaction of the Director of Lands as required by the Government Grant and the costs and expenses thereof shall be borne by the Owners accordingly.”</p>
Clause 14 of Section X	<p>“Notwithstanding anything herein contained, the parties hereto acknowledge that the Owners shall be responsible for inspecting, maintaining and carrying out all necessary works for the upkeep, repair, and maintenance of the existing seawall within the Land and the Reserved Area and the costs and expenses thereof shall be borne by the Owners accordingly.”</p>

A. 根據批地文件規定須興建並提供予政府或供公眾使用的任何設施

1. 描述
批地文件特別條款第(3)(a)條提及的該保留範圍。
批地文件特別條款第(4)(a)(i)條提及在該保留範圍內的該行人通道。
2. 公眾的使用權
公眾有權按照批地文件使用該行人通道。

B. 根據批地文件規定須由發展項目中的住宅物業的擁有人出資管理、營運或維持以供公眾使用的任何設施

1. 描述
批地文件特別條款第(3)(a)條提及的該保留範圍。
批地文件特別條款第(4)(a)(i)條提及在該保留範圍內的該行人通道。
2. 公眾有權按照批地文件使用該行人通道。
3. 該保留範圍及所有形成該保留範圍一部分或涉及該保留範圍的一切(包括但不限於該行人通道), 按規定須由發展項目中的住宅物業的擁有人出資管理、營運或維持, 直至該保留範圍的管有權已根據批地文件特別條款第(4)(f)條交還政府為止。
4. 該等擁有人按規定須以有關住宅物業分攤的管理開支, 應付管理、營運或維持該保留範圍及所有形成該保留範圍一部分或涉及該保留範圍的一切(包括但不限於該行人通道)的部分開支, 直至該保留範圍的管有權已根據批地文件特別條款第(4)(f)條交還政府為止。

C. 根據批地文件規定須由該發展項目中的住宅物業的擁有人出資管理、營運或維持以供公眾使用的任何休憩用地

不適用。

D. 發展項目所位於的土地中為施行《建築物(規劃)規例》(第123章, 附屬法例F)第22(1)條而撥供公眾用途的任何部分

不適用。

17 INFORMATION ON PUBLIC FACILITIES AND PUBLIC OPEN SPACES

公共設施及公眾休憩用地的資料

E. 顯示該等設施、休憩用地及土地中的該等部分的位置的圖則

見第194頁及第195頁的圖則。

F. 批地文件中關於該等設施、休憩用地及土地中的該等部分的條文

1. 批地文件特別條款第(3)條規定：

- (a) 政府現獲例外保留介乎於批地文件的附錄圖則I上以粉紅色加綠點、粉紅色加黑斜線綠點、粉紅色加紅點及粉紅色加黑斜線紅點顯示的範圍(以下統稱「該範圍」)地面水平以下2.0米及於批地文件的附錄圖則II上被劃定及以藍色顯示該範圍地面水平以上4.5米之間的地層(包括空域)(該地層(包括空域)以下統稱「該保留範圍」)。就本特別條款而言，署長對何謂該範圍的地面水平之決定為最終決定，且對買方具有約束力。
- (b) 除批地文件特別條款第(4)(f)條及第(4)(g)條另有規定以外，買方概無該保留範圍的擁有權、業權、管有權或使用權。
- (c) 買方或任何其他人士，不論是否在任何法例下或其他情況下，均不得就本特別條款第(a)款或第(d)款的例外保留權利向政府提出反對或申索，或就着公眾人士使用該保留範圍(包括批地文件特別條款第(4)(a)條所指的該行人通道)所招致(無論是直接或間接)或引起的任何性質的責任、損失、損害賠償、索償、開支、費用、收費、訴訟、要求及司法程序，亦無權就此向政府提出申索或索償。
- (d) 在批地文件批租的整個租期期間，政府獲免費例外保留：

- (I) 支撐與庇護批地文件特別條款第(4)(a)條所指的該行人通道和已建或擬建於該保留範圍內或上各構築物及其支承結構與連接段的權利，享有所有必要地役權的權利，享有通過該地段及已建或擬建於該地段上任何建築物或構築物往來該保留範圍和其任何部分的通行權，及享有透過經已或將會沿着、穿過、越過或跨越該地段或其上面的任何建築物、構築物及架設物，或在其之內或之下鋪設運作的任何溝渠、水管、電線、電纜、污水管、排水渠、管槽、排煙道、管道及水道和其他導體接駁至該保留範圍及其任何部分的氣體、電力、水、廢水或其他污水排放、空氣、電話線及其他服務的通過權；及

- (II) 批地文件特別條款第(4)(a)條所指的該行人通道和已建或擬建於該保留範圍內或上各構築物之毗鄰及側向支撐與庇護而免受損害的權利；及在發展或重新發展該地段期間或在已建或擬建於該地段的一幢或多幢建築物的改建或重建期間，買方須自行出資進行必需或署長要求的該等工程並在各方面達至署長滿意的程度下確保公眾人士能妥善使用該保留範圍。

- (e) 在批地文件批租的整個租期期間，署長、其人員、承辦商、代理、他或他們之工人和任何獲署長授權的人士(無論攜帶或不攜帶工具、設備、機械、機器或車輛)獲免費例外保留在任何時間透過進入、往返和行經該地段或其任何部分和進入、穿過、行經、往返或跨越任何已建於該地段的一幢或多幢建築物或其任何部分往來該保留範圍的權利，以建造、檢驗、保養、維修及翻新任何橫越、貫穿或位於該保留範圍之內或之下的任何構築物、設施及其他服務。
- (f) 政府、署長及其人員、承辦商及代理、他們之工人或其他獲妥為授權的人士毋須為行使本特別條款所賦予的權利而引起或附帶引起而對買方或任何其他人士造成或使之蒙受的任何損失、損害、滋擾或干擾承擔任何責任，而且買方不得就任何該等損失、損害、滋擾或干擾向政府、署長及其人員、承辦商及代理、他們的工人或其他獲妥為授權的人士提出索償。

2. 批地文件特別條款第(4)條規定：

- (a) (i) 買方須於2023年6月30日或之前(或署長可能批准的其他日期)根據署長所批准的形式、材料、標準、水平、定線和設計自行出資，並在所有方面令署長滿意下於該保留範圍鋪設、平整、提供、建造和鋪平一條行人通道(連同署長全權酌情要求的樓梯、斜路、照明裝置、自動扶梯及其他輔助和服務設施)(以下統稱「該行人通道」)。
- (ii) 批地文件的附錄圖則I上以粉紅色加綠點和粉紅色加黑斜線綠點顯示的該保留範圍內的該行人通道部分的闊度應為5米。
- (iii) 批地文件的附錄的圖則I上以粉紅色加紅點和粉紅色加黑斜線紅點顯示的該保留範圍內的該行人通道部分的闊度應為5米。

- (b) (i) 除本特別條款第(a)(i)款另有規定外，不得在該保留範圍內搭建或興建任何建築物、構築物或任何建築物或構築物的承托物。
- (ii) 未經署長的事先書面批准，不得在批地文件的附錄圖則I上以粉紅色加綠點和粉紅色加黑斜線綠點顯示的該保留範圍的部分內或在該部分的空域搭建或興建任何建築物、構築物或任何建築物或構築物的承托物。
- (c) 買方須自行出資並在所有方面令署長滿意下維護、管理、維修及保養該保留範圍及所有形成該保留範圍一部分或涉及該保留範圍的一切(包括但不限於該行人通道)，直至該保留範圍的管有權已根據本特別條款第(f)款交還政府為止。
- (d) 若買方未能履行其在本特別條款第(a)款或第(c)款的責任，政府可進行必要的工程而費用由買方支付，買方須因應政府要求向其支付相等於該等費用的金額，該金額由署長決定(其決定為最終決定，且對買方具有約束力)。
- (e) 政府毋須就買方履行本特別條款第(a)款或第(c)款的責任或政府行使本特別條款第(d)款的權利或其他原因而引起或附帶引起而對買方或任何其他人士造成或使之蒙受的任何損失、損害、滋擾或干擾承擔任何責任，而且買方不得就任何該等損失、損害、滋擾或干擾向政府提出索償。
- (f) 就本特別條款第(a)款及第(c)款指明的目的而言，買方須於批地文件簽立之日期獲授予該保留範圍的管有權。買方須因應政府要求交還該保留範圍或其任何部分的管有權予政府。買方不得在未經署長事先書面批准下交還該保留範圍或其任何部分的管有權予政府。
- (g) 除下述用途外，買方不得使用該保留範圍作其他任何用途:-
 - (i) 完成本特別條款第(a)款及第(c)款指明的工程和責任，
 - (ii) 該行人通道的用途，
 - (iii) 本特別條款第(i)款指明的用途，及
 - (iv) 獲署長書面批准的其他用途，而在署長可全權酌情在他認為合適的條款及條件下給予該等批准或拒絕批准。

17 INFORMATION ON PUBLIC FACILITIES AND PUBLIC OPEN SPACES

公共設施及公眾休憩用地的資料

- (h) 買方須在其管有該保留範圍或其任何部分期間於任何合理時間允許政府、署長及其人員、承辦商及代理和任何其他獲署長授權之人士(無論攜帶或不攜帶工具、設備、機械、機器或車輛)自由及不受限制地進出、返回及通過該地段及該保留範圍或其任何部分,以便視察、檢查及監督任何根據本特別條款第(a)款及第(c)款規定進行的工程,及進行、視察、檢查及監督根據本特別條款第(d)款進行的工程及任何其他署長認為有必要在該保留範圍或其任何部分內進行的工程。
- (i) 在該行人通道根據本特別條款第(a)款以署長全面滿意的方式竣工落成及署長發出書面通知時,買方須根據本第(i)款開放該行人通道予公眾使用。買方須在其後並於根據本特別條款第(f)款交還該保留範圍的管有權予政府前的任何時間:-
- (I) 允許任何公眾在署長指明的時間內自由及不受限制地以步行或乘坐輪椅的方式使用、往返、上落、通行及出入該行人通道或其任何部分,而毋須作出任何性質的付款;及
- (II) 在顯眼地點張貼告示,向公眾說明該行人通道將於署長根據本特別條款第(i)(I)款所指明的時間內免費開放供公眾使用,並列明署長不時指定的其他相關資料。
- (j) 政府、署長及其人員、承辦商及代理和任何獲署長授權的人士,毋須為政府、署長及其人員、承辦商及代理和任何獲署長授權的人士行使本特別條款第(h)款所賦予的權利或買方履行本特別條款第(i)款的責任而引起或附帶引起而對買方或任何其他人士造成或使之蒙受的任何損失、損害、滋擾或干擾承擔任何責任,而且買方不得就任何該等損失、損害、滋擾或干擾向政府、署長及其人員、承辦商及代理和任何獲署長授權的人士提出索償。

G. 指明住宅物業的每一公契中關於該等設施、休憩用地及土地中的該等部分的條文

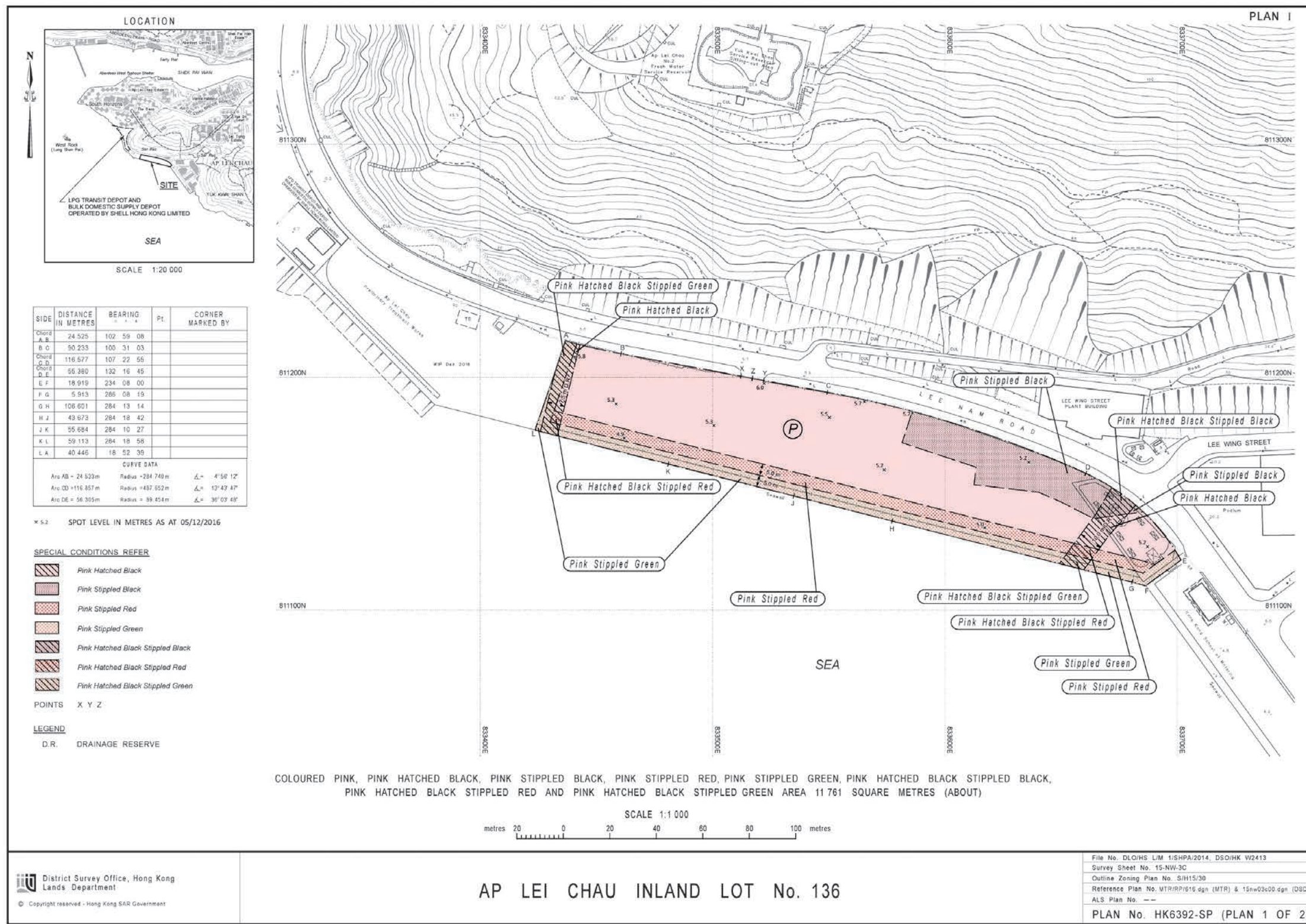
註：除另有註明外,以下的詞語具有發展項目之公契及管理協議(下稱「公契」)所賦予相同的含意。

條款	公契的條文
第 I 節	<p>“在本公契中,除上下文另有要求或許可外,下列詞語具有以下含義:</p> <p>“該行人通道”指政府批地文件特別條款(4)(a)(i)所定義的該行人通道,並為便於識認,於批地文件附錄圖則I以粉紅色加綠點、粉紅色加黑斜線綠點、粉紅色加紅點和粉紅色加黑斜線紅點顯示。</p> <p>“該保留範圍”指介乎於批地文件的附錄圖則I上以粉紅色加綠點、粉紅色加黑斜線綠點、粉紅色加紅點及粉紅色加黑斜線紅點顯示的範圍(以下統稱「該範圍」)地面水平以下2.0米及於批地文件的附錄圖則II上被劃定及以藍色顯示該範圍地面水平以上4.5米之間政府獲例外保留的地層(包括空域)。”</p>
第 IV 節 第 C 分節 第 2 條	<p>“持有每份不分割份數及每個單位的持有、使用及佔用的獨有權利,受下列地役權、權利及特權所限:</p> <p>(a) 根據批地文件特別條款第(4)(i)(I)條,在地政總署署長規定的時間內,所有公眾人士均可以自由和不受限制地以步行或乘坐輪椅的方式使用、往返、上落、通行及出入該行人通道或其任何部分,並且毋須繳交或支付任何性質的費用。</p> <p>(b) 為檢查、查驗及監督任何根據政府批地文件特別條款第(4)(a)條及第(4)(c)條而進行的工程、及為進行、檢查、查驗及監督任何根據特別條件第(4)(d)條而進行的工程、及進行任何其他地政總署署長認為有必要在該保留範圍或其任何部分進行的工程,政府、地政總署署長及其職員、承包商及代理人及任何獲地政總署署長正式授權的人員,有權帶同或者不帶同工具、器具、設備、機器或機動車輛,自由及不受限制地進出及重返該土地及該保留範圍或該土地及該保留範圍的任何部分。</p> <p>(c) 根據批地文件特別條款第(3)(d)條及第(3)(e)條,政府對該保留範圍獲保留的權利。</p>

條款	公契的條文
第 VI 節 第 B 分節 第 1 條	<p>“管理人須以適當的方式,按照公契規定管理該土地及發展項目。除公契中另行明示規定者外,管理人須負責、並且擁有完全且不受限制的權力,進行其認為對適當管理該土地及發展項目是必需或合適的一切作為及事宜。在不以任何方式限制前文規定的概括性的原則下,管理人擁有下列權力及責任:</p> <p>(bt) 按照批地文件特別條款第(4)(c)條所述,維護、管理、維修及保養該保留範圍及任何屬於其組成部份的地方,包括但不限於該行人通道(直至該保留範圍的管有權交還政府為止);</p> <p>(cb) 視察、維持及進行維護、維修及保養該土地及該保留範圍內現有海堤所必要的一切工程,但是管理人須於行使該權利時確保該土地及該保留範圍內對現有海堤進行的維護、維修及保養工作不會增加該土地及該保留範圍內現有海堤的負重。”</p>
第 VI 節 第 B 分節 第 8 條	<p>“管理人有權要求每位業主按比例負擔支付按公契規定為斜坡及護土牆(如有)及相關結構物(如有)、該土地及該保留範圍內現有海堤以及公用地方及設施提供、運作、必要修理、裝飾、翻新、改良、管理、保持及保養工作時合法產生的或將產生的全部開支費用;但是公用地方及設施的任何改善工程涉及的費用倘若超過現行年度管理預算金額的百分之十(10%),有關工程須事先得到在根據公契規定召開的一次業主會議上通過的一項業主決議批准。”</p>
第 VI 節 第 D 分節 第 3 條	<p>“管理預算中所列的管理開支,須包括但不限於下列各項:</p> <p>(o) 根據批地文件特別條款第(4)(c)條規定維護、管理、維修及保養該保留範圍及屬於該保留範圍組成部份的一切(包括但不限於該行人通道)所需的費用及開支;</p> <p>(p) 為視察、維持及進行維護、維修及保養該土地及該保留範圍內現有海堤所必要的一切工程的費用及開支。”</p>
第 X 節第 13 條	<p>“不論是否與公契所任何規定產生矛盾,公契各方在此確認,業主須根據批地文件的規定,負責該保留範圍及所有構成一部份或附屬於該保留範圍(包括但不限於該行人通道)的維持、維修、管理及保養,使其處於令地政總署署長滿意的狀況,直至該保留範圍的管有權根據批地文件中的規定交還政府為止,相關的費用及支出均由業主承擔。”</p>
第 X 節第 14 條	<p>“不論是否與公契所任何規定產生矛盾,公契各方在此確認,業主須就該土地及該保留範圍內現有海堤負責視察、保養及進行維修及保養所必要的一切工程,相關的費用及支出均由業主承擔。”</p>

17 INFORMATION ON PUBLIC FACILITIES AND PUBLIC OPEN SPACES

公共設施及公眾休憩用地的資料



LEGEND

圖例

-  Pink Hatched Black Area
粉紅色加黑斜線
-  Pink Stippled Black Area
粉紅色加黑點
-  Pink Stippled Red Area
粉紅色加紅點
-  Pink Stippled Green Area
粉紅色加綠點
-  Pink Hatched Black Stippled Black Area
粉紅色加黑斜線黑點
-  Pink Hatched Black Stippled Red Area
粉紅色加黑斜線紅點
-  Pink Hatched Black Stippled Green Area
粉紅色加黑斜線綠點

POINTS X, Y, Z點

Notes:

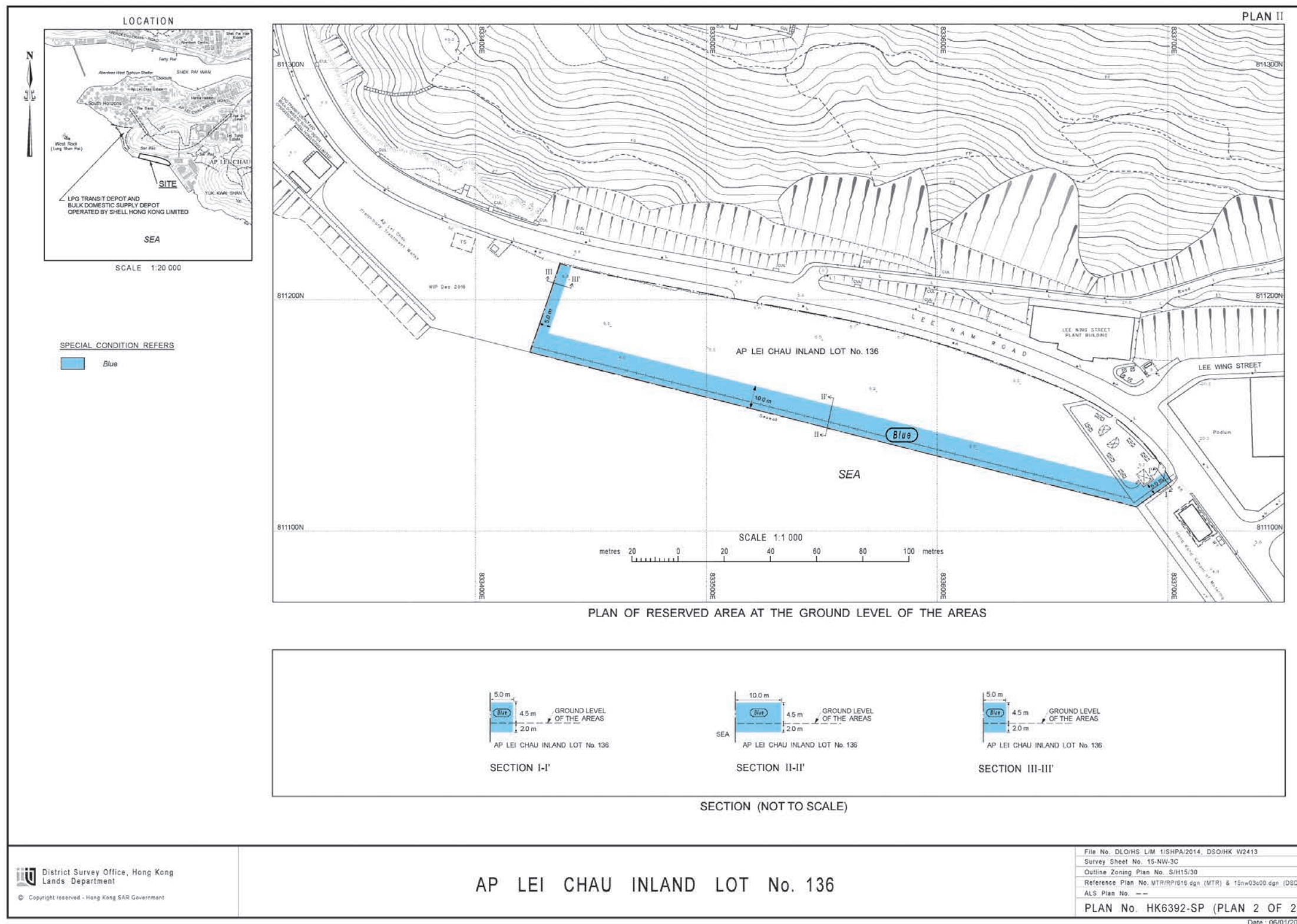
- This plan is reproduction of the plan as annexed to the Land Grant.
- This plan is for showing the location of the Reserved Area. Other matters shown in this plan may not reflect their latest condition.

備註:

- 本圖則是批地文件附錄的圖則複製本。
- 本圖則僅作顯示該保留範圍的位置。本圖中所示的其他事項未必能反映其最新狀況。

17 INFORMATION ON PUBLIC FACILITIES AND PUBLIC OPEN SPACES

公共設施及公眾休憩用地的資料



LEGEND

圖例



Notes:

1. This plan is reproduction of the plan as annexed to the Land Grant.
2. This plan is for showing the location of the Reserved Area. Other matters shown in this plan may not reflect their latest condition.

備註:

1. 本圖則是批地文件附錄的圖則複製本。
2. 本圖則僅作顯示該保留範圍的位置。本圖中所示的其他事項未必能反映其最新狀況。

18 WARNING TO PURCHASERS

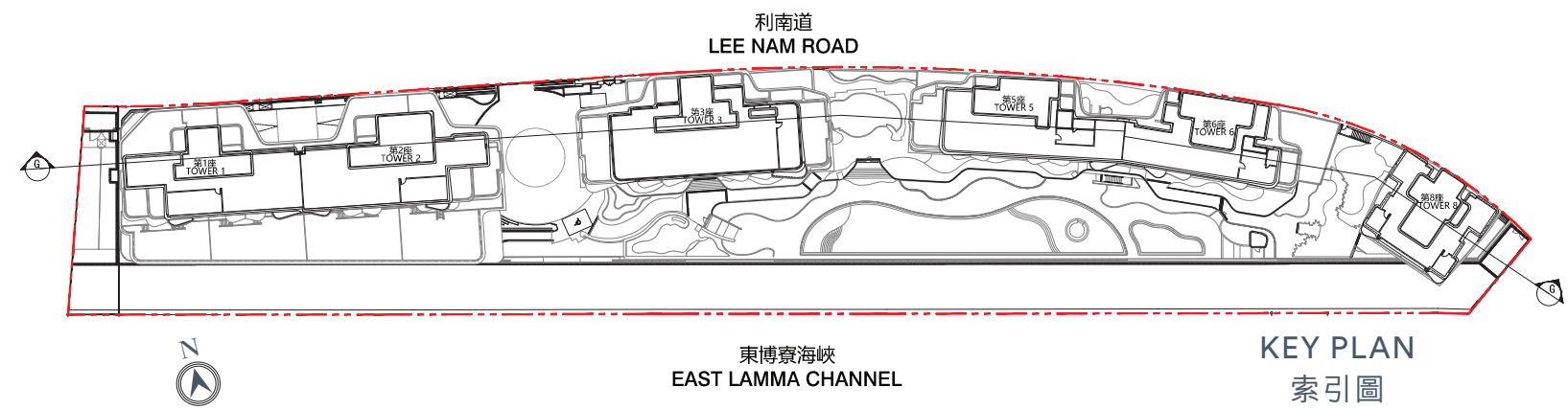

對買方的警告

1. The purchaser is recommended to instruct a separate firm of solicitors (other than that acting for the owner) to act for the purchaser in relation to the transaction.
 2. If the purchaser instructs such separate firm of solicitors to act for the purchaser in relation to the transaction, that firm will be able to give independent advice to the purchaser.
 3. If the purchaser instructs the firm of solicitors acting for the owner to act for the purchaser as well, and a conflict of interest arises between the owner and the purchaser:
 - (i) that firm may not be able to protect the purchaser's interests; and
 - (ii) the purchaser may have to instruct a separate firm of solicitors.
 4. In the case of paragraph 3(ii) above, the total solicitors' fees payable by the purchaser may be higher than the fees that would have been payable if the purchaser had instructed a separate firm of solicitors in the first place.
1. 現建議買方聘用一間獨立的律師事務所(代表擁有人行事者除外)，以在交易中代表買方行事。
 2. 如買方聘用上述的獨立的律師事務所，以在交易中代表買方行事，該律師事務所將會能夠向買方提供獨立意見。
 3. 如買方聘用代表擁有人行事的律師事務所同時代表買方行事，而擁有人與買方之間出現利益衝突：
 - (i) 該律師事務所可能不能夠保障買方的利益；及
 - (ii) 買方可能要聘用一間獨立的律師事務所。
 4. 如屬上述(3)(ii)段的情況，買方須支付的律師費用總數，可能高於如買方自一開始即聘用一間獨立的律師事務所便須支付的費用。

19 CROSS-SECTION PLAN OF BUILDING IN THE DEVELOPMENT

發展項目中的建築物橫截面圖

CROSS-SECTION PLAN G-G
橫截面圖 G-G




Dotted line (---) denotes the level of the lowest residential floor.
1. (▼) denotes height (in metres) above the Hong Kong Principal Datum.

虛線 (---) 為該建築物之最低住宅樓層水平。

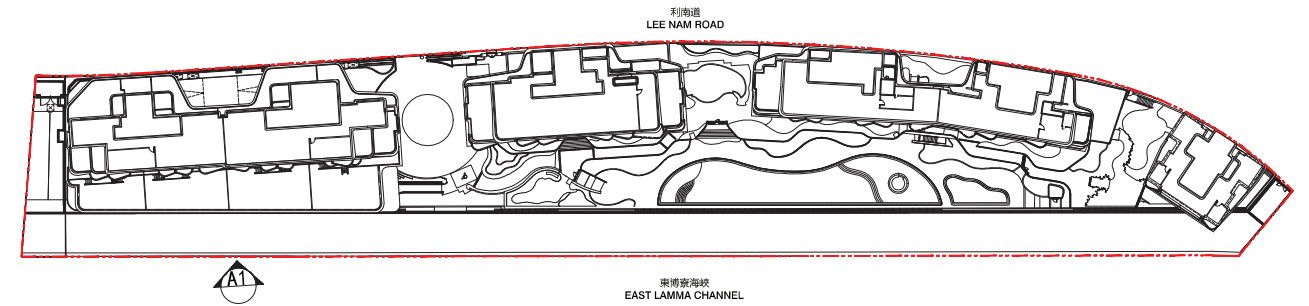
1. (▼) 代表香港主水平基準以上高度(米)。

20 ELEVATION PLAN 立面圖

ELEVATION PLAN A1
立面圖A1



ELEVATION PLAN A1
立面圖A1



KEY PLAN
索引圖



Authorized Person for the Development certified that the elevations shown on these plans:
 (1) are prepared on the basis of the approved Building Plans for the Development as at 21 February 2022; and
 (2) are in general accordance with the outward appearance of the Development.

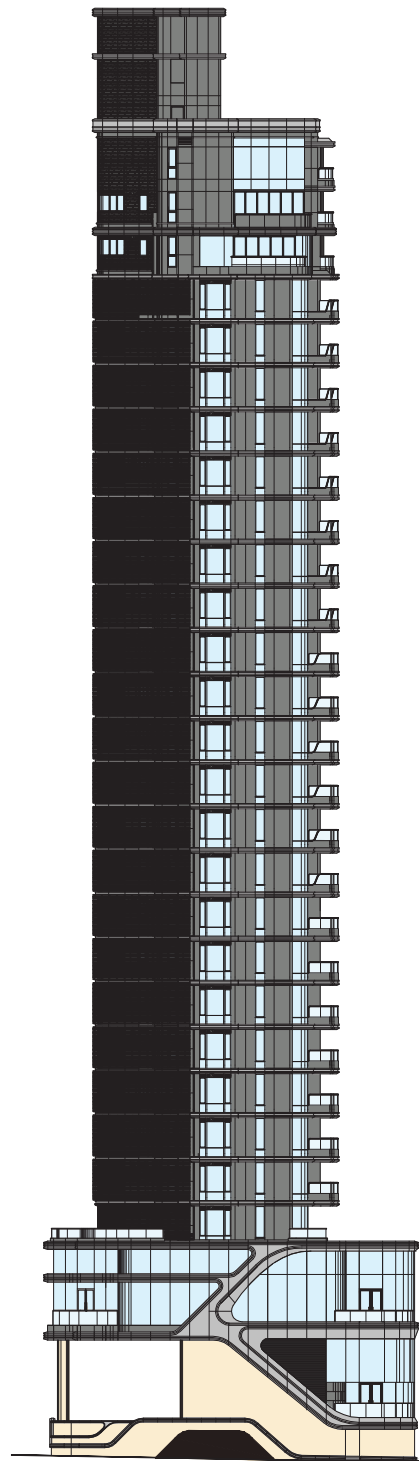
發展項目的認可人士證明本圖所顯示的立面：

- (1) 以2022年2月21日發展項目經批准的建築圖則為基礎擬備；及
- (2) 大致上與發展項目的外觀一致。

20 ELEVATION PLAN 立面圖

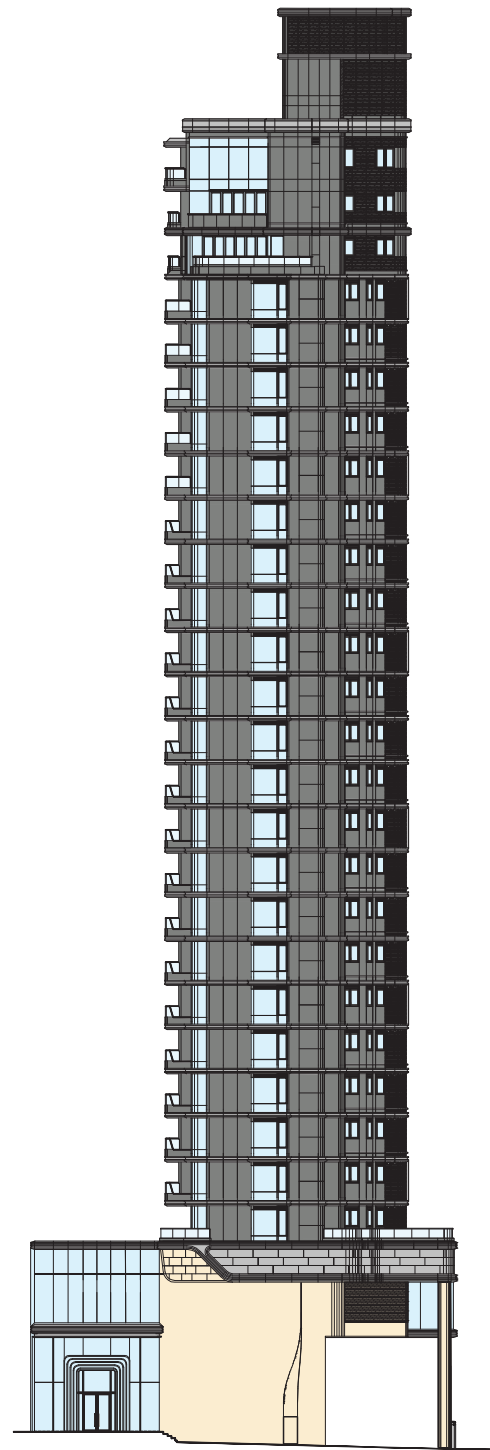
ELEVATION PLAN A2 & A3 立面圖A2及A3

第1座
TOWER 1

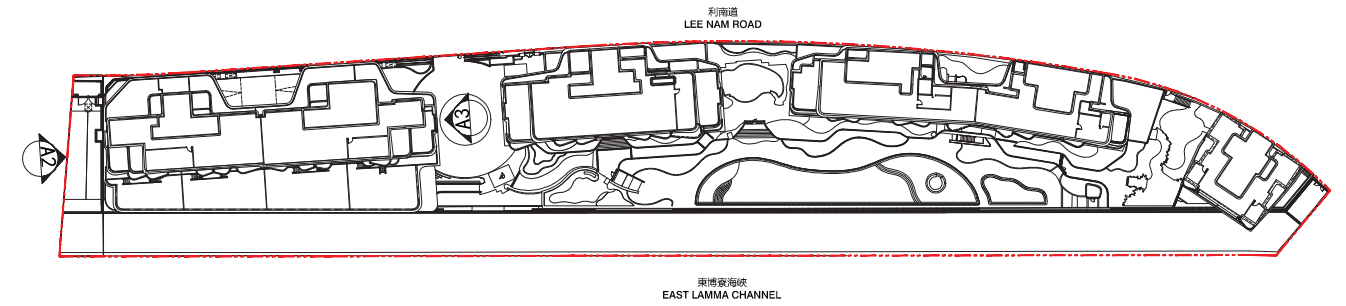


ELEVATION PLAN A2
立面圖A2

第2座
TOWER 2



ELEVATION PLAN A3
立面圖A3



KEY PLAN
索引圖




Authorized Person for the Development certified that the elevations shown on these plans:
 (1) are prepared on the basis of the approved Building Plans for the Development as at 21 February 2022; and
 (2) are in general accordance with the outward appearance of the Development.

發展項目的認可人士證明本圖所顯示的立面：

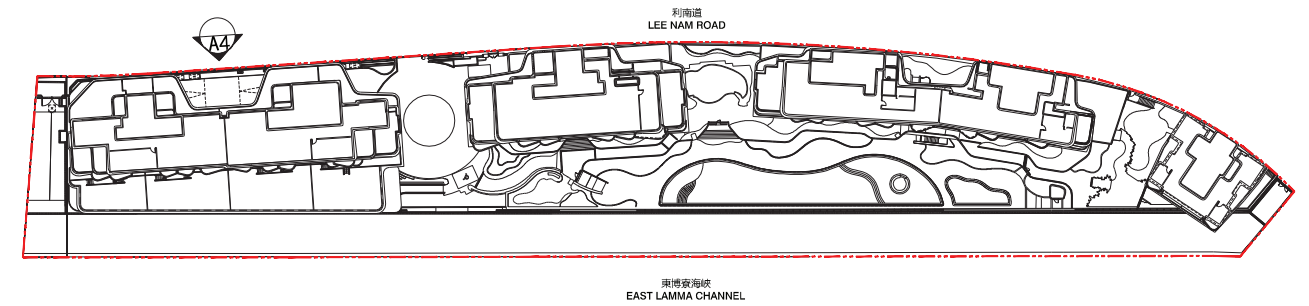
- (1) 以2022年2月21日發展項目經批准的建築圖則為基礎擬備；及
- (2) 大致上與發展項目的外觀一致。

20 ELEVATION PLAN 立面圖

ELEVATION PLAN A4 立面圖A4



ELEVATION PLAN A4
立面圖A4



KEY PLAN
索引圖



Authorized Person for the Development certified that the elevations shown on these plans:


- (1) are prepared on the basis of the approved Building Plans for the Development as at 21 February 2022; and
- (2) are in general accordance with the outward appearance of the Development.

發展項目的認可人士證明本圖所顯示的立面：

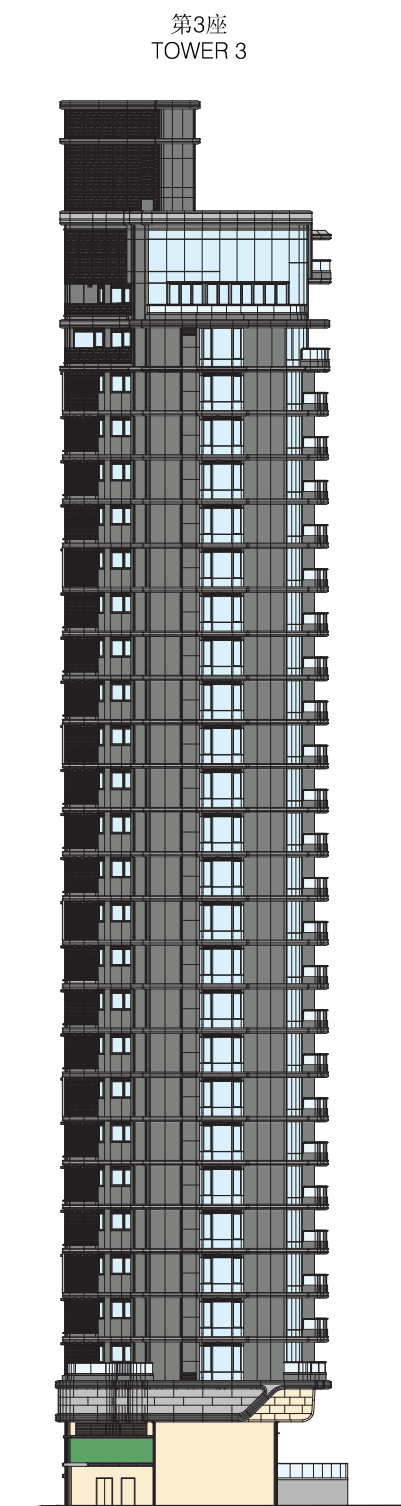
- (1) 以2022年2月21日發展項目經批准的建築圖則為基礎擬備；及
- (2) 大致上與發展項目的外觀一致。

20 ELEVATION PLAN 立面圖

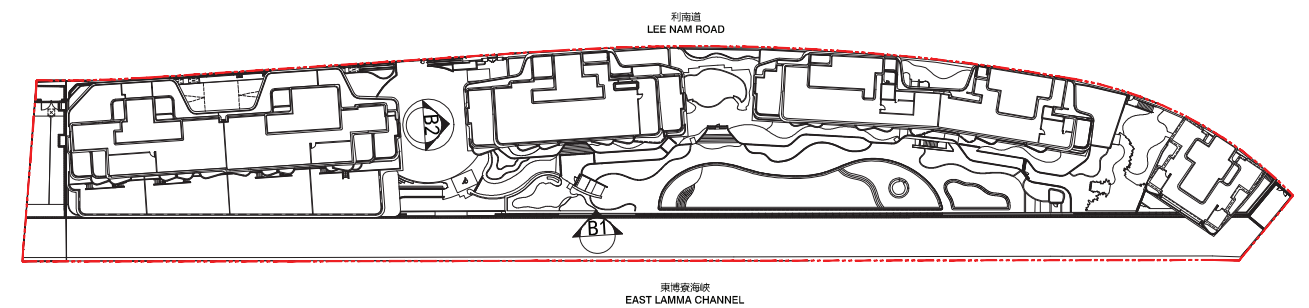
ELEVATION PLAN B1 & B2 立面圖B1及B2



ELEVATION PLAN B1
立面圖B1



ELEVATION PLAN B2
立面圖B2



KEY PLAN
索引圖



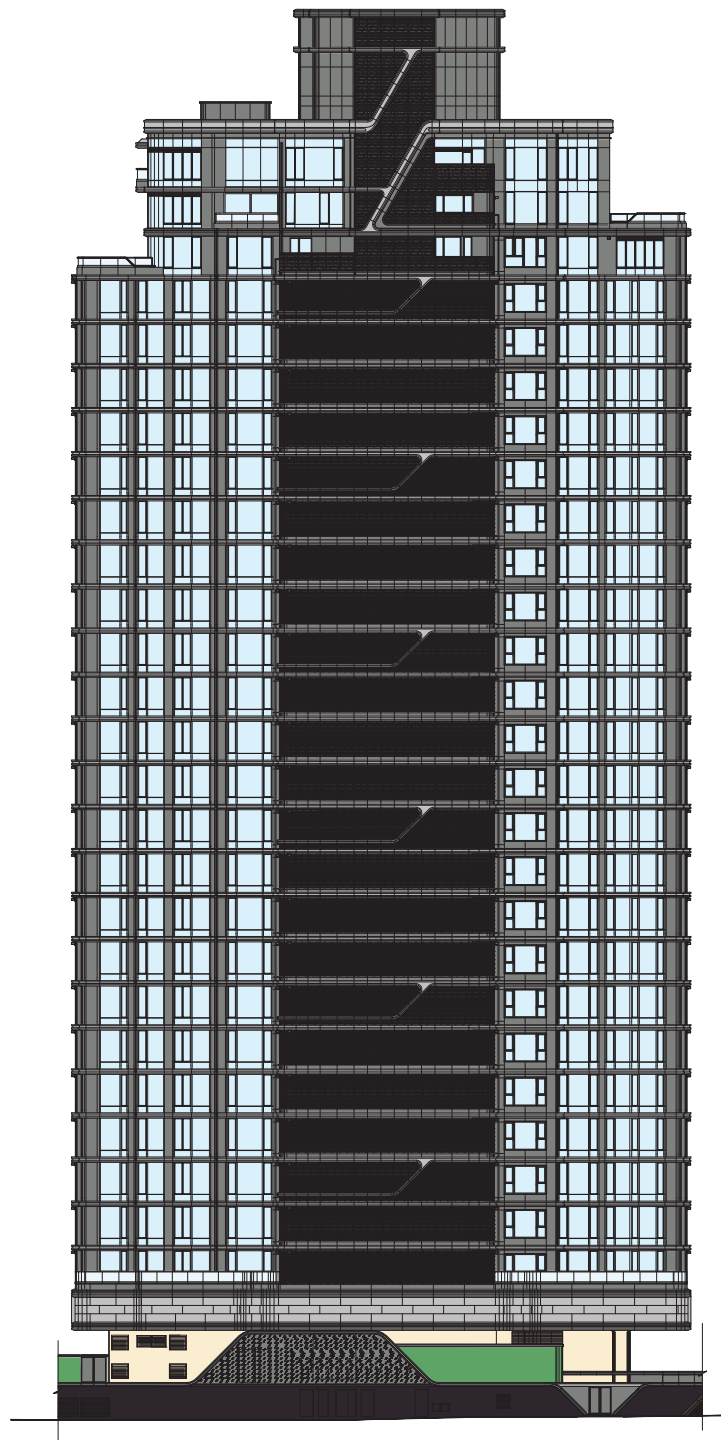
Authorized Person for the Development certified that the elevations shown on these plans:
 (1) are prepared on the basis of the approved Building Plans for the Development as at 21 February 2022; and
 (2) are in general accordance with the outward appearance of the Development.

發展項目的認可人士證明本圖所顯示的立面：
 (1) 以2022年2月21日發展項目經批准的建築圖則為基礎擬備；及
 (2) 大致上與發展項目的外觀一致。

20 ELEVATION PLAN 立面圖

ELEVATION PLAN B3 & B4 立面圖 B3 及 B4

第3座
TOWER 3

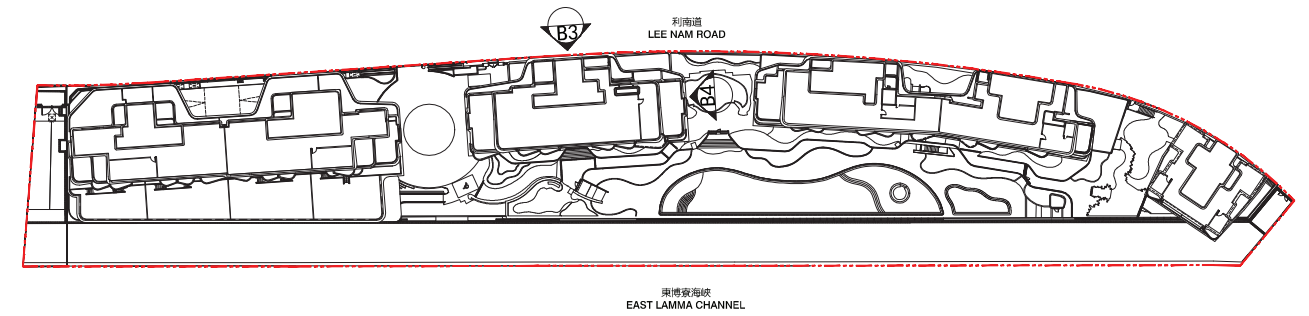


ELEVATION PLAN B3
立面圖 B3

第3座
TOWER 3



ELEVATION PLAN B4
立面圖 B4



KEY PLAN
索引圖



Authorized Person for the Development certified that the elevations shown on these plans:


- (1) are prepared on the basis of the approved Building Plans for the Development as at 21 February 2022; and
- (2) are in general accordance with the outward appearance of the Development.

發展項目的認可人士證明本圖所顯示的立面：

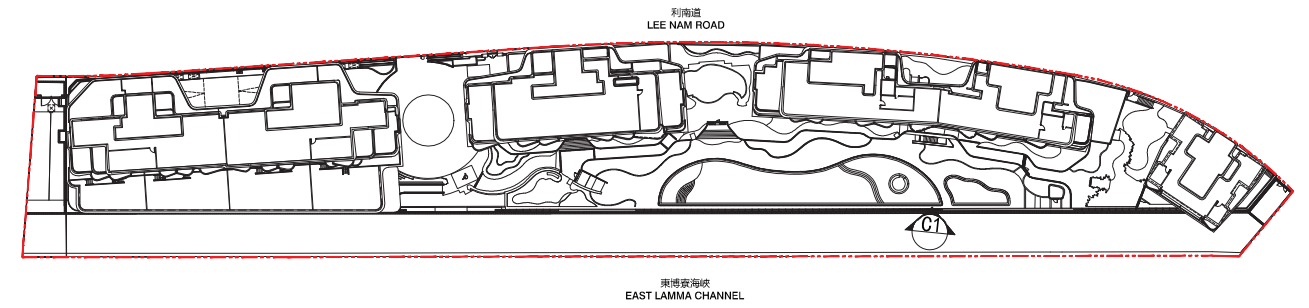
- (1) 以2022年2月21日發展項目經批准的建築圖則為基礎擬備；及
- (2) 大致上與發展項目的外觀一致。

20 ELEVATION PLAN 立面圖

ELEVATION PLAN C1
立面圖 C1



ELEVATION PLAN C1
立面圖 C1



KEY PLAN
索引圖



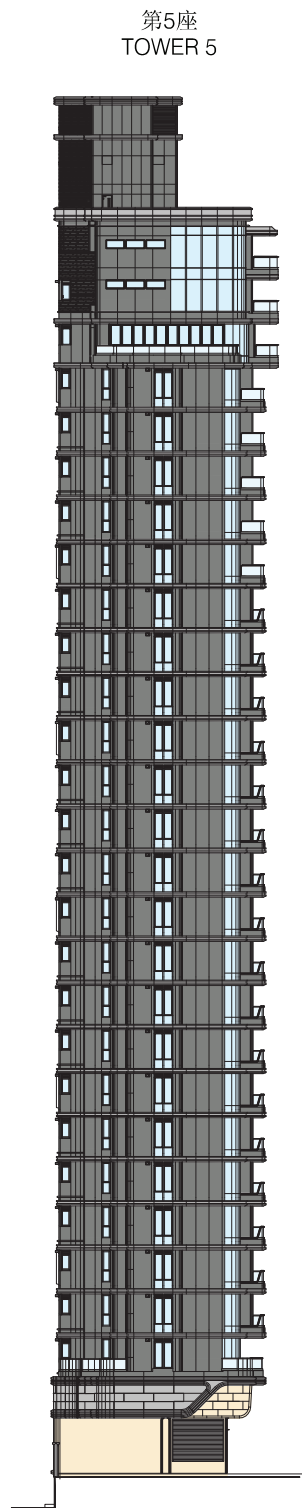
Authorized Person for the Development certified that the elevations shown on these plans:
 (1) are prepared on the basis of the approved Building Plans for the Development as at 21 February 2022; and
 (2) are in general accordance with the outward appearance of the Development.

發展項目的認可人士證明本圖所顯示的立面：

- (1) 以2022年2月21日發展項目經批准的建築圖則為基礎擬備；及
- (2) 大致上與發展項目的外觀一致。

20 ELEVATION PLAN 立面圖

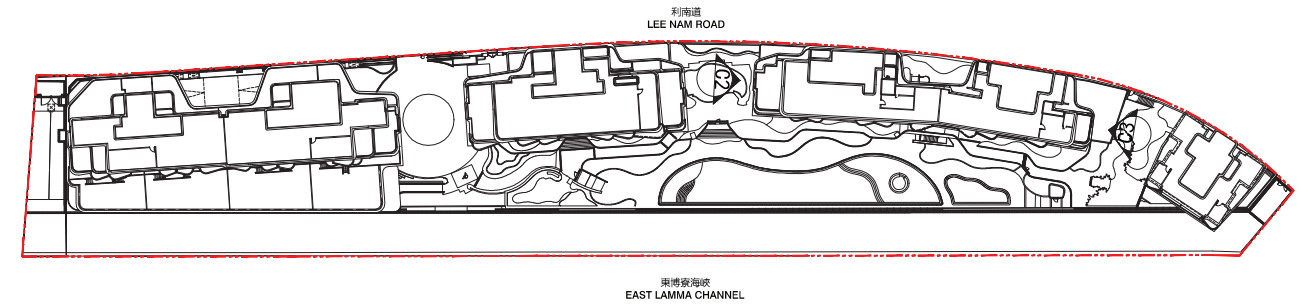
ELEVATION PLAN C2 & C3 立面圖C2及C3



ELEVATION PLAN C2
立面圖C2



ELEVATION PLAN C3
立面圖C3



KEY PLAN
索引圖



Authorized Person for the Development certified that the elevations shown on these plans:

- (1) are prepared on the basis of the approved Building Plans for the Development as at 21 February 2022; and
- (2) are in general accordance with the outward appearance of the Development.

發展項目的認可人士證明本圖所顯示的立面：

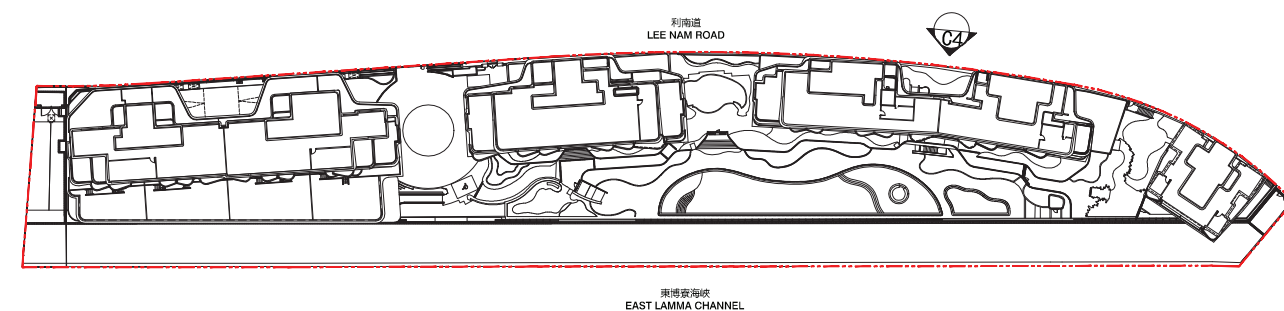
- (1) 以2022年2月21日發展項目經批准的建築圖則為基礎擬備；及
- (2) 大致上與發展項目的外觀一致。

20 ELEVATION PLAN 立面圖

ELEVATION PLAN C4
立面圖 C4



ELEVATION PLAN C4
立面圖 C4



KEY PLAN
索引圖



Authorized Person for the Development certified that the elevations shown on these plans:

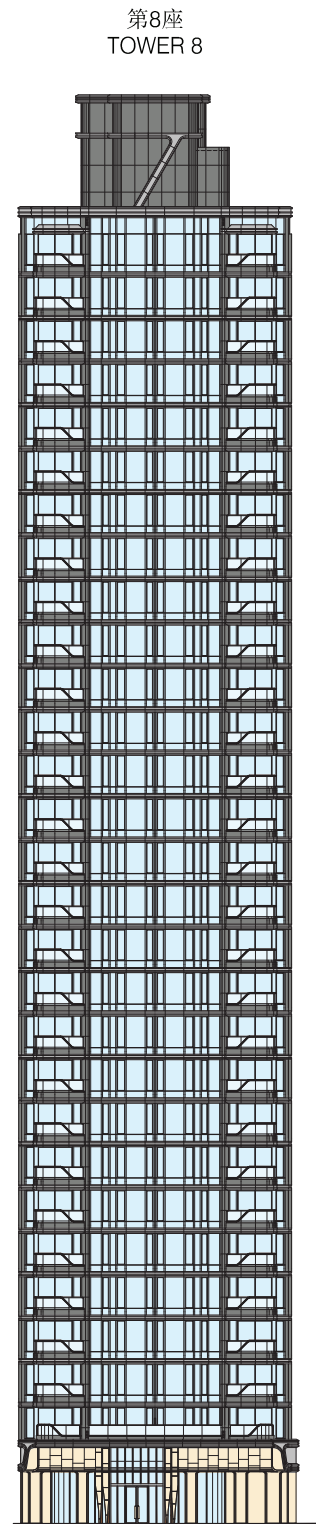
- (1) are prepared on the basis of the approved Building Plans for the Development as at 21 February 2022; and
- (2) are in general accordance with the outward appearance of the Development.

發展項目的認可人士證明本圖所顯示的立面：

- (1) 以2022年2月21日發展項目經批准的建築圖則為基礎擬備；及
- (2) 大致上與發展項目的外觀一致。

20 ELEVATION PLAN 立面圖

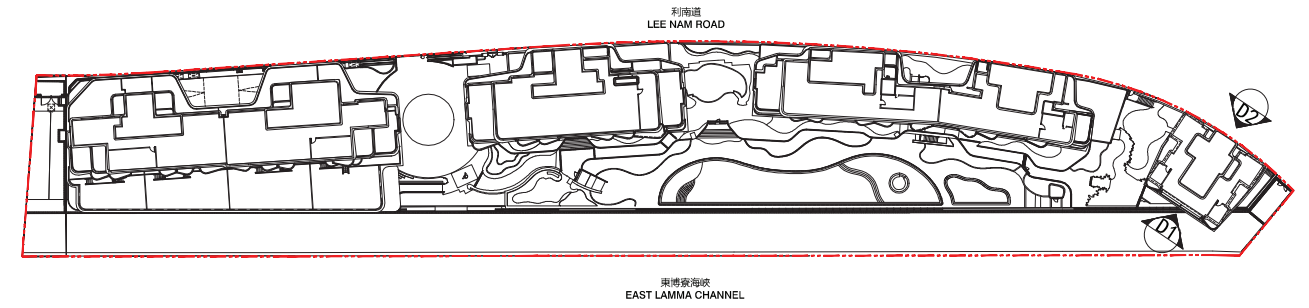
ELEVATION PLAN D1 & D2 立面圖 D1 及 D2



ELEVATION PLAN D1
立面圖 D1



ELEVATION PLAN D2
立面圖 D2



KEY PLAN
索引圖



Authorized Person for the Development certified that the elevations shown on these plans:

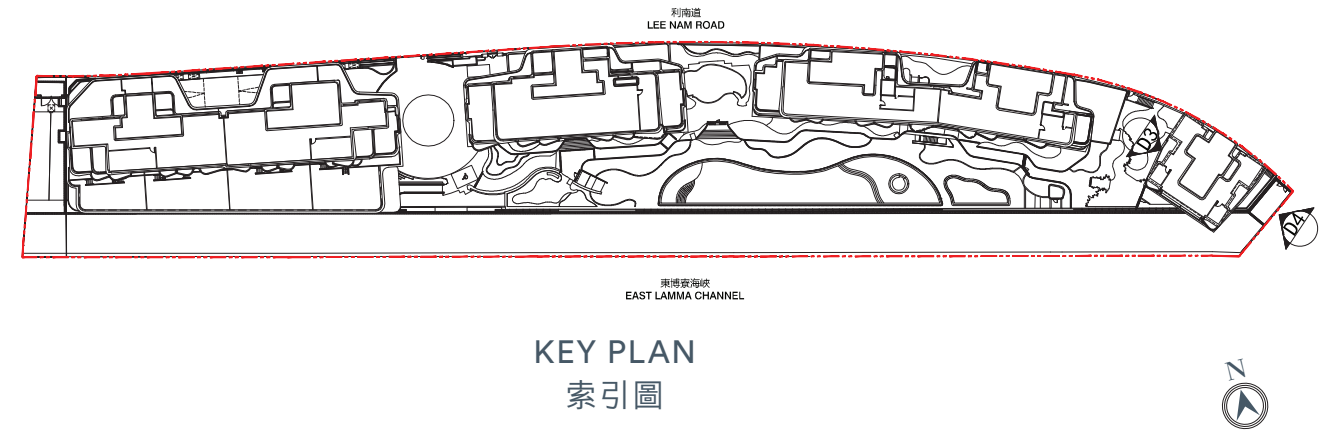
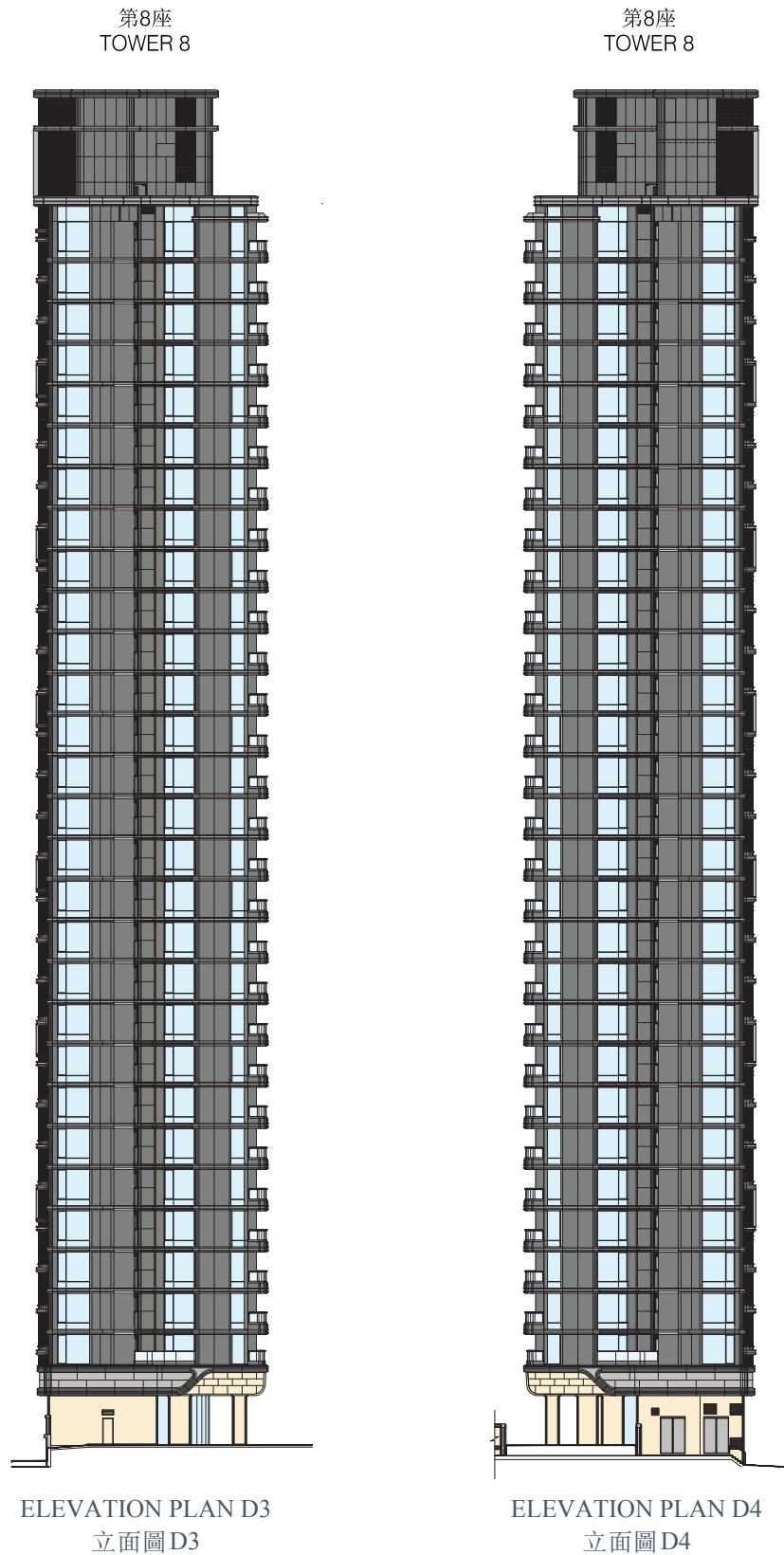
- (1) are prepared on the basis of the approved Building Plans for the Development as at 21 February 2022; and
- (2) are in general accordance with the outward appearance of the Development.

發展項目的認可人士證明本圖所顯示的立面：

- (1) 以 2022 年 2 月 21 日發展項目經批准的建築圖則為基礎擬備；及
- (2) 大致上與發展項目的外觀一致。

20 ELEVATION PLAN 立面圖

ELEVATION PLAN D3 & D4 立面圖 D3 及 D4



Authorized Person for the Development certified that the elevations shown on these plans:
 (1) are prepared on the basis of the approved Building Plans for the Development as at 21 February 2022; and
 (2) are in general accordance with the outward appearance of the Development.

發展項目的認可人士證明本圖所顯示的立面：
 (1) 以2022年2月21日發展項目經批准的建築圖則為基礎擬備；及
 (2) 大致上與發展項目的外觀一致。

21 INFORMATION ON COMMON FACILITIES IN THE DEVELOPMENT

發展項目中的公用設施的資料

Common Facilities 公用設施	Covered Area 有上蓋遮蓋之面積		Uncovered Area 沒有上蓋遮蓋之面積		Total Area 總面積	
	(sq. m. 平方米)	(sq. ft. 平方呎)	(sq. m. 平方米)	(sq. ft. 平方呎)	(sq. m. 平方米)	(sq. ft. 平方呎)
(a) Residents' clubhouse (including any recreational facilities for residents' use) 住客會所(包括任何供住客使用的康樂設施)	2,741.497	29,509	528.789	5,692	3,270.286	35,201
(b) A communal garden or play area for residents' use on the roof, or on any floor between the roof and the lowest residential floor, of a building in the development 位於發展項目中的建築物的天台或在天台和最低一層住宅樓層之間的任何一層的、供住客使用的公用花園或遊樂地方。	Not Applicable 不適用	Not Applicable 不適用	1,155.755	12,441	1,155.755	12,441
(c) A communal garden or play area for residents' use below the lowest residential floor of a building in the development (whether known as a covered and landscaped play area or otherwise) 位於發展項目中的建築物的最低一層住宅樓層以下的、供住客使用的公用花園或遊樂地方(不論是稱為有蓋及園景的遊樂場或有其他名稱)	700.588	7,541	3,206.988	34,520	3,907.576	42,061

Notes:

Areas specified above in square feet are converted at a rate of 1 square metre to 10.764 square feet and rounded to the nearest integer, which may be slightly different from the area presented in square metre.

備註：

以平方呎顯示之面積均依據1平方米 = 10.764平方呎換算，並四捨五入至整數，與以平方米顯示之面積可能有些微差異。

22 INSPECTION OF PLANS AND DEED OF MUTUAL COVENANT

閱覽圖則及公契

1. The address of the website on which a copy of the Outline Zoning Plan relating to the Development is available: <http://www.ozp.tpb.gov.hk>.
2. A copy of every deed of mutual covenant in respect of the specified residential properties that has been executed is available for inspection at the place at which the specified residential properties are offered to be sold.
3. The inspection is free of charge.

1. 備有關於發展項目的分區計劃大綱圖的文本供閱覽的互聯網網站的網址為 <http://www.ozp.tpb.gov.hk>。
2. 指明住宅物業的每一已簽立的公契的文本存放在指明住宅物業的售樓處，以供閱覽。
3. 無須為閱覽付費。

23 FITTINGS, FINISHES AND APPLIANCES

裝置、裝修物料及設備

1. EXTERIOR FINISHES			
Item	Description		
(a)	External wall	Type of finishes	External wall paint, stone cladding, glass cladding, aluminium cladding, aluminium louvre, metal feature frame, metal balustrade, glass balustrade, vertical green wall and curtain wall
(b)	Window	Material of the frame	Fluorocarbon coated aluminium
		Material of the glass	<p>Insulated-glass unit (IGU) with low-emissivity coating for living room, dining room, bedrooms, family room and study room of all units. Clear glass for kitchen, bathroom, utility room, lavatory, storeroom, closet and corridor (equipped with window) of all units.</p> <p>Except the following:</p> <p>Insulated-glass unit (IGU) with low-emissivity coating and clear glass for the following area of the unit</p> <ul style="list-style-type: none"> - Dining room of Unit A on 28/F (Simplex) and 29/F & 30/F (Duplex) of Tower 1, Unit A on 28/F (Simplex) of Tower 2, Unit A on 29/F & 30/F (Duplex) of Tower 5 and Unit A on 30/F (Simplex) of Tower 6 - Study room of Unit A on 29/F & 30/F (Duplex) of Tower 2 - Family room 2 of Unit A on 29/F & 30/F (Duplex) of Tower 3 - Storeroom 2, Corridor 3, Corridor 5, Closet, Closet 1 and Closet 2 of Unit A on 29/F & 30/F (Duplex) of Tower 5 - Master Bedroom and Bedroom 3 of Unit A on 30/F (Simplex) of Tower 6 <p>Tinted frosted glass for the following area of the unit</p> <ul style="list-style-type: none"> - Bathroom 1 and Bathroom 2 of Unit A on 29/F & 30/F (Duplex) of Tower 5 - Master bathroom of Unit A on 30/F (Simplex) of Tower 6 <p>Tinted glass for the following area of the unit</p> <ul style="list-style-type: none"> - Kitchen, Storeroom 3 and Utility Room of Unit A on 28/F (Simplex) of Tower 1 - Kitchen and Master Bathroom of Unit A on 29/F & 30/F (Duplex) of Tower 1 - Kitchen and Storeroom 3 of Unit A on 28/F (Simplex) of Tower 2 - Utility Room and Kitchen of Unit A on 29/F & 30/F (Duplex) of Tower 2 - Utility Room, Storeroom 3, Storeroom 4 and Kitchen of Unit A on 28/F (Simplex) of Tower 3 - Kitchen and Storeroom 4 of Unit A on 29/F & 30/F (Duplex) of Tower 3 - Master Bathroom of Unit A on 28/F (Simplex) of Tower 5 - Kitchen and Utility Room of Unit A on 29/F & 30/F (Duplex) of Tower 5 - Storeroom 2 and Kitchen of Unit A on 30/F (Simplex) of Tower 6

1. 外部裝修物料			
細項	描述		
(a)	外牆	裝修物料的類型	外牆油漆、石材覆蓋層板、玻璃覆蓋層板、鋁質覆蓋層板、鋁質百葉、金屬裝飾架、金屬欄河、玻璃欄河、垂直綠化牆及玻璃幕牆。
(b)	窗	框的用料	氟化碳噴漆層鋁質
		玻璃的用料	<p>所有單位之客廳、飯廳、睡房、家庭廳及書房選用雙層中空低輻射鍍膜玻璃</p> <p>所有單位之廚房、浴室、工作間、廁所、儲物房、衣帽間及走廊(配備窗戶)選用清玻璃</p> <p>以下除外:</p> <p>以下單位之位置選用雙層中空低輻射鍍膜玻璃及清玻璃</p> <ul style="list-style-type: none"> - 第1座28樓(單層)及29樓及30樓(複式)A單位、第2座28樓(單層)A單位、第5座29樓及30樓(複式)A單位及第6座30樓(單層)A單位之飯廳 - 第2座29樓及30樓(複式)A單位之書房 - 第3座29樓及30樓(複式)A單位之家庭廳2 - 第5座29樓及30樓(複式)A單位之儲物房2、走廊3、走廊5、衣帽間、衣帽間1及衣帽間2 - 第6座30樓(單層)A單位之主睡房及睡房3 <p>以下單位之位置選用有色磨砂玻璃</p> <ul style="list-style-type: none"> - 第5座29樓及30樓(複式)A單位之浴室1及浴室2 - 第6座30樓(單層)A單位之主浴室 <p>以下單位之位置選用有色玻璃</p> <ul style="list-style-type: none"> - 第1座28樓(單層)A單位之廚房、儲物房3及工作間 - 第1座29樓及30樓(複式)A單位之廚房及主浴室 - 第2座28樓(單層)A單位之廚房及儲物房3 - 第2座29樓及30樓(複式)A單位之工作間及廚房 - 第3座28樓(單層)A單位之工作間、儲物房3、儲物房4及廚房 - 第3座29樓及30樓(複式)A單位廚房及儲物房4 - 第5座28樓(單層)A單位之主浴室 - 第5座29樓及30樓(複式)A單位之廚房及工作間 - 第6座30樓(單層)A單位之儲物房2及廚房

23 FITTINGS, FINISHES AND APPLIANCES

裝置、裝修物料及設備

1. EXTERIOR FINISHES			
Item		Description	
(c)	Bay window	Material and Window sill finishes	Not applicable
(d)	Planter	Type of finishes	No planter at residential units
(e)	Verandah or balcony	Type of finishes	Tiles, aluminium, laminated glass (Excluding Simplex Unit on 30/F of Tower 6, Simplex Unit on 28/F of Tower 1, Duplex Unit on 29/F-30/F of Tower 1, Simplex Unit on 28/F of Tower 2, Duplex Unit on 29/F-30/F of Tower 2, Simplex Unit on 28/F of Tower 3, Duplex Unit on 29/F-30/F of Tower 3, Simplex Unit on 28/F of Tower 5 and Duplex Unit on 29/F-30/F of Tower 5) Aluminium, laminated glass, no floor finishes (For Simplex Unit on 30/F of Tower 6, Simplex Unit on 28/F of Tower 1, Duplex Unit on 29/F-30/F of Tower 1, Simplex Unit on 28/F of Tower 2, Duplex Unit on 29/F-30/F of Tower 2, Simplex Unit on 28/F of Tower 3, Duplex Unit on 29/F-30/F of Tower 3, Simplex Unit on 28/F of Tower 5 and Duplex Unit on 29/F-30/F of Tower 5 only) No Verandah
		Whether it is covered	Covered
		Type and material	Not applicable
(f)	Drying facilities for clothing	Type and material	Not applicable

1. 外部裝修物料			
細項		描述	
(c)	窗台	用料及窗台板的裝修物料	不適用
(d)	花槽	裝修物料的類型	住宅單位不設花槽
(e)	陽台或露台	裝修物料的類型	瓷磚、鋁質、鑲夾層玻璃 (不包括第6座30樓單層單位、第1座28樓單層單位、第1座29-30樓複式單位、第2座28樓單層單位、第2座29-30樓複式單位、第3座28樓單層單位、第3座29-30樓複式單位、第5座28樓單層單位及第5座29-30樓複式單位) 鋁質、鑲夾層玻璃、地板沒有裝修物料 (只適用第6座30樓單層單位、第1座28樓單層單位、第1座29-30樓複式單位、第2座28樓單層單位、第2座29-30樓複式單位、第3座28樓單層單位、第3座29-30樓複式單位、第5座28樓單層單位及第5座29-30樓複式單位) 沒有陽台
		是否有蓋	露台有蓋
		類型及用料	不適用
(f)	乾衣設施	類型及用料	不適用

23 FITTINGS, FINISHES AND APPLIANCES

裝置、裝修物料及設備

2. INTERIOR FINISHES (Excluding Unit A on 2/F of Tower 1, Simplex Unit on 28/F of Tower 1, Duplex Unit on 29/F-30/F of Tower 1, Simplex Unit on 28/F of Tower 2, Duplex Unit on 29/F-30/F of Tower 2, Unit B on 25/F of Tower 3, Simplex Unit on 28/F of Tower 3, Duplex Unit on 29/F-30/F of Tower 3, Simplex Unit on 28/F of Tower 5, Duplex Unit on 29/F-30/F of Tower 5 and Simplex Unit on 30/F of Tower 6)					
Item	Description	Type of wall finishes	Type of floor finishes	Type of ceiling finishes	
(a)	Lobby	Tower main entrance lobby	Natural stone, wood veneer and wallpaper	Natural stone	Gypsum board false ceiling with emulsion paint and wallpaper
		Private lift lobby	Natural stone, wood veneer and metal (except the following units) For the following units: Natural stone, wood veneer, metal and vinyl - Unit A and B on 1/F to 3/F, 5/F to 12/F, 15/F to 23/F and 26/F of Tower 3 - Unit A on 25/F of Tower 3	Natural stone (except the following units) For the following units: Natural stone and engineered timber - Unit B on 1/F to 3/F, 5/F to 12/F, 15/F to 23/F and 26/F to 27/F of Tower 3	Gypsum board false ceiling with emulsion paint (except the following units) For the following units: Gypsum board false ceiling with emulsion paint and wood veneer - Unit B on 1/F to 3/F, 5/F to 12/F, 15/F to 23/F and 26/F to 27/F of Tower 3
		Carpark lift lobby on basement 1 floor and basement 2 floor	Natural stone and wallpaper	Natural stone	Gypsum board false ceiling with emulsion paint and wallpaper
		Carpark shuttle lift lobby	Natural stone	Natural stone	Gypsum board false ceiling with emulsion paint.
		Lift lobby on ground floor for Tower 3, 5, 6 and 8	Tile	Tile	Emulsion paint
		Lobby of residential unit (if lobby is provided)	Emulsion paint	Natural stone	Gypsum board false ceiling with emulsion paint
		Typical lift lobby for residential floor	Homogeneous tile	Homogeneous tile	Gypsum board false ceiling with emulsion paint
		Lift lobby for roof	Homogeneous tile	Homogeneous tile	Gypsum board false ceiling with emulsion paint

2. 室內裝修物料(不包括第1座2樓A單位、第1座28樓單層單位、第1座29-30樓複式單位、第2座28樓單層單位、第2座29-30樓複式單位、第3座25樓B單位、第3座28樓單層單位、第3座29-30樓複式單位、第5座28樓單層單位、第5座29-30樓複式單位及第6座30樓單層單位)					
細項	描述	牆壁的裝修物料的类型	地板的裝修物料的类型	天花板的裝修物料的类型	
(a)	大堂	住宅大樓主要入口大堂	天然石材、木皮及牆紙	天然石材	髹乳膠漆之石膏板假天花及牆紙
		私人升降機大堂	天然石材、木皮、金屬(以下單位除外) 以下單位：天然石材、木皮、金屬及仿皮 - 第3座1樓至3樓、5樓至12樓、15樓至23樓及26樓至27樓A及B單位 - 第3座25樓A單位	天然石材(以下單位除外) 以下單位：天然石材及複合木 - 第3座1樓至3樓、5樓至12樓、15樓至23樓及26樓至27樓B單位	髹乳膠漆之石膏板假天花(以下單位除外) 以下單位：髹乳膠漆之石膏板假天花及木皮 - 第3座1樓至3樓、5樓至12樓、15樓至23樓及26樓至27樓B單位
		地庫1層及地庫2層之停車場升降機大堂	天然石材及牆紙	天然石材	髹乳膠漆之石膏板假天花及牆紙
		停車場穿梭升降機大堂	天然石材	天然石材	髹乳膠漆之石膏板假天花
		第3、5、6及8座地下升降機大堂	瓷磚	瓷磚	髹乳膠漆
		住宅單位之門廊(如提供門廊)	乳膠漆	天然石材	髹乳膠漆之石膏板假天花
		住宅樓層標準升降機大堂	均質磚	均質磚	髹乳膠漆之石膏板假天花
		天台升降機大堂	均質磚	均質磚	髹乳膠漆之石膏板假天花

23 FITTINGS, FINISHES AND APPLIANCES

裝置、裝修物料及設備

2. INTERIOR FINISHES (Excluding Unit A on 2/F of Tower 1, Simplex Unit on 28/F of Tower 1, Duplex Unit on 29/F-30/F of Tower 1, Simplex Unit on 28/F of Tower 2, Duplex Unit on 29/F-30/F of Tower 2, Unit B on 25/F of Tower 3, Simplex Unit on 28/F of Tower 3, Duplex Unit on 29/F-30/F of Tower 3, Simplex Unit on 28/F of Tower 5, Duplex Unit on 29/F-30/F of Tower 5 and Simplex Unit on 30/F of Tower 6)				
Item	Description	Type of wall finishes	Type of ceiling finishes	
(b)	Internal wall and ceiling	Living room and Dining room	Emulsion paint where exposed (except the following units) For the following unit: Natural stone, mirror, wood veneer, wallpaper, leather and metal where exposed - Unit A on 25/F of Tower 5 For the following unit: Wood veneer, metal, mirror, fabric and wallpaper where exposed - Unit A on 17/F of Tower 6	Ceiling finished with emulsion paint where exposed and gypsum board bulkhead finished with emulsion paint
		Master Bedroom	Emulsion paint where exposed (except the following units) For the following unit: Wood veneer, fabric, mirror, leather and metal where exposed - Unit A on 25/F of Tower 5 For the following unit: Wood veneer, fabric and metal where exposed - Unit A on 17/F of Tower 6 For the closet inside Master Bedroom of following unit: Wood veneer, fabric, mirror, leather, metal and glass where exposed - Unit A on 25/F of Tower 5	
		Bedroom	Emulsion paint where exposed (except the following units) For the following unit: Wood veneer, mirror, wallpaper and metal where exposed - Bedroom 1 of Unit A on 25/F of Tower 5 For the following unit: Wood veneer, fabric and metal where exposed - Bedroom 2 of Unit A on 25/F of Tower 5 For the following unit: Wood veneer, fabric, leather and metal where exposed - Bedroom 3 of Unit A on 25/F of Tower 5 For the following unit: Wood veneer, fabric and metal where exposed - Unit A on 17/F of Tower 6	

2. 室內裝修物料(不包括第1座2樓A單位、第1座28樓單層單位、第1座29-30樓複式單位、第2座28樓單層單位、第2座29-30樓複式單位、第3座25樓B單位、第3座28樓單層單位、第3座29-30樓複式單位、第5座28樓單層單位、第5座29-30樓複式單位及第6座30樓單層單位)				
細項	描述	牆壁的裝修物料的类型	天花板的裝修物料的类型	
(b)	內牆及天花板	客廳及飯廳	外露牆身髹乳膠漆(以下單位除外) 以下單位:天然石材、鏡、木皮、牆紙、真皮及金屬於外露牆身 - 第5座25樓A單位 以下單位:木皮、金屬、鏡、布藝及牆紙於外露牆身 - 第6座17樓A單位	外露天花板髹乳膠漆及石膏板假陣髹乳膠漆
		主睡房	外露牆身髹乳膠漆(以下單位除外) 以下單位:木皮、布藝、鏡、真皮及金屬於外露牆身 - 第5座25樓A單位 以下單位:木皮、布藝及金屬於外露牆身 - 第6座17樓A單位 以下單位之主睡房內的衣帽間: 木皮、布藝、鏡、真皮、金屬及玻璃於外露牆身 - 第5座25樓A單位	
		睡房	外露牆身髹乳膠漆(以下單位除外) 以下單位:木皮、鏡、牆紙及金屬於外露牆身 - 第5座25樓A單位之睡房1 以下單位:木皮、布藝及金屬於外露牆身 - 第5座25樓A單位之睡房2 以下單位:木皮、布藝、真皮及金屬於外露牆身 - 第5座25樓A單位之睡房3 以下單位:木皮、布藝及金屬於外露牆身 - 第6座17樓A單位	

23 FITTINGS, FINISHES AND APPLIANCES

裝置、裝修物料及設備

2. INTERIOR FINISHES (Excluding Unit A on 2/F of Tower 1, Simplex Unit on 28/F of Tower 1, Duplex Unit on 29/F-30/F of Tower 1, Simplex Unit on 28/F of Tower 2, Duplex Unit on 29/F-30/F of Tower 2, Unit B on 25/F of Tower 3, Simplex Unit on 28/F of Tower 3, Duplex Unit on 29/F-30/F of Tower 3, Simplex Unit on 28/F of Tower 5, Duplex Unit on 29/F-30/F of Tower 5 and Simplex Unit on 30/F of Tower 6)

Item	Description	Material of Floor	Material of Skirting	
(c)	Internal floor	Living room and Dining room	<p>Engineered timber flooring, metal trim and natural stone border along edge of floor adjoining door to balcony and flat roof (if applicable) (except the following units)</p> <p>For the following units: Natural stone</p> <ul style="list-style-type: none"> - Unit A and B on 1/F to 3/F, 5/F to 12/F, 15/F to 23/F and 26/F to 27/F of Tower 3 - Unit A on 25/F of Tower 3 - Unit A on 25/F of Tower 5 	<p>Timber skirting finished with emulsion paint (except the following units)</p> <p>For the following units: Metal skirting</p> <ul style="list-style-type: none"> - Unit A on 25/F of Tower 5 - Unit A on 17/F of Tower 6
		Bedroom	<p>Engineered timber flooring (except the following units)</p> <p>For master bedroom of the following units: Engineered timber flooring, metal trim and natural stone border along edge of floor adjoining door to balcony</p> <ul style="list-style-type: none"> - Unit A and B on 1/F to 3/F, 5/F to 12/F, 15/F to 23/F and 26/F to 27/F of Tower 3 - Unit A on 25/F of Tower 3 	<p>Timber skirting finished with emulsion paint (except the following units)</p> <p>For the following units: Metal skirting</p> <ul style="list-style-type: none"> - Unit A on 25/F of Tower 5 - Bedroom 1 and 2 of Unit A on 17/F of Tower 6

2. 室內裝修物料(不包括第1座2樓A單位、第1座28樓單層單位、第1座29-30樓複式單位、第2座28樓單層單位、第2座29-30樓複式單位、第3座25樓B單位、第3座28樓單層單位、第3座29-30樓複式單位、第5座28樓單層單位、第5座29-30樓複式單位及第6座30樓單層單位)

細項	描述	地板的用料	牆腳線的用料	
(c)	內部地板	客廳及飯廳	<p>複合木地板、金屬條，沿通往露台及平台的門(如適用)鋪砌天然石材圍邊(以下單位除外)</p> <p>以下單位：天然石材</p> <ul style="list-style-type: none"> - 第3座1樓至3樓、5樓至12樓、15樓至23樓及26樓至27樓A及B單位 - 第3座25樓A單位 - 第5座25樓A單位 	<p>木牆腳線髹乳膠漆(以下單位除外)</p> <p>以下單位：金屬牆腳線</p> <ul style="list-style-type: none"> - 第5座25樓A單位 - 第6座17樓A單位
		睡房	<p>複合木地板(以下單位除外)</p> <p>以下單位的主睡房：複合木地板、金屬條，沿通往露台的門鋪砌天然石材圍邊</p> <ul style="list-style-type: none"> - 第3座1樓至3樓、5樓至12樓、15樓至23樓及26樓至27樓A及B單位 - 第3座25樓A單位 	<p>木牆腳線髹乳膠漆(以下單位除外)</p> <p>以下單位：金屬牆腳線</p> <ul style="list-style-type: none"> - 第5座25樓A單位 - 第6座17樓A單位之睡房1及2

23 FITTINGS, FINISHES AND APPLIANCES

裝置、裝修物料及設備

2. INTERIOR FINISHES (Excluding Unit A on 2/F of Tower 1, Simplex Unit on 28/F of Tower 1, Duplex Unit on 29/F-30/F of Tower 1, Simplex Unit on 28/F of Tower 2, Duplex Unit on 29/F-30/F of Tower 2, Unit B on 25/F of Tower 3, Simplex Unit on 28/F of Tower 3, Duplex Unit on 29/F-30/F of Tower 3, Simplex Unit on 28/F of Tower 5, Duplex Unit on 29/F-30/F of Tower 5 and Simplex Unit on 30/F of Tower 6)						
Item	Description					
(d)	Bathroom		Type of wall finishes (on exposed surface)	Type of floor finishes (on exposed surface)	Type of ceiling finishes (on exposed surface)	
		Master bathroom	Natural stone, mirror and metal (those areas covered by basin cabinet and mirror cabinet finished with tiles)	Natural stone	Gypsum board false ceiling finished with emulsion paint	
		Bathroom	Natural stone (those areas covered by basin cabinet and mirror cabinet finished with tiles)	Natural stone	Gypsum board false ceiling finished with emulsion paint	
		Whether the wall finishes run up to the ceiling	Run up to false ceiling level			
(e)	Kitchen		Type of wall finishes (on exposed surface)	Type of floor finishes (on exposed surface)	Type of ceiling finishes (on exposed surface)	Type of cooking bench finishes
			Natural stone and metal (wall behind kitchen appliances and those area covered by kitchen cabinet finished with tiles) (except the following units) For the following units: Natural stone (wall behind kitchen appliances and those area covered by kitchen cabinet finished with tiles) - Unit A and B on 1/F to 3/F, 5/F to 12/F, 15/F to 23/F and 26/F to 27/F of Tower 3 - Unit A on 25/F of Tower 3	Natural stone	Gypsum board false ceiling finished with emulsion paint	Reconstituted stone (except the following units) For the following units: Natural stone - Unit A and B on 1/F to 3/F, 5/F to 12/F, 15/F to 23/F and 26/F to 27/F of Tower 3 - Unit A on 25/F of Tower 3
		Whether the wall finishes run up to the ceiling	Run up to false ceiling level			

2. 室內裝修物料(不包括第1座2樓A單位、第1座28樓單層單位、第1座29-30樓複式單位、第2座28樓單層單位、第2座29-30樓複式單位、第3座25樓B單位、第3座28樓單層單位、第3座29-30樓複式單位、第5座28樓單層單位、第5座29-30樓複式單位及第6座30樓單層單位)						
細項	描述					
(d)	浴室		牆壁的裝修物料的類型(於外露部份)	地板的裝修物料的類型(於外露部份)	天花板的裝修物料的類型(於外露部份)	
		主浴室	天然石材、鏡及金屬(洗手盤櫃及鏡櫃遮蓋的範圍鋪砌瓷磚)	天然石材	髹乳膠漆之石膏板假天花	
		浴室	天然石材(洗手盤櫃及鏡櫃遮蓋的範圍鋪砌瓷磚)	天然石材	髹乳膠漆之石膏板假天花	
		牆壁的裝修物料是否鋪至天花板	鋪至假天花水平			
(e)	廚房		牆壁裝修物料的類型(於外露部份)	地板裝修物料的類型(於外露部份)	天花板裝修物料的類型(於外露部份)	灶台裝修物料的類型
			天然石材及金屬(廚房設備後牆壁及廚櫃遮蓋的範圍鋪砌瓷磚)(以下單位除外) 以下單位:天然石材(廚房設備後牆壁及廚櫃遮蓋的範圍鋪砌瓷磚) - 第3座1樓至3樓、5樓至12樓、15樓至23樓及26樓至27樓A及B單位 - 第3座25樓A單位	天然石材	髹乳膠漆之石膏板假天花	人造石(以下單位除外) 以下單位:天然石材 - 第3座1樓至3樓、5樓至12樓、15樓至23樓及26樓至27樓A及B單位 - 第3座25樓A單位
		牆壁的裝修物料是否鋪至天花板	鋪至假天花水平			

23 FITTINGS, FINISHES AND APPLIANCES

裝置、裝修物料及設備

3. INTERIOR FITTINGS (Excluding Unit A on 2/F of Tower 1, Simplex Unit on 28/F of Tower 1, Duplex Unit on 29/F-30/F of Tower 1, Simplex Unit on 28/F of Tower 2, Duplex Unit on 29/F-30/F of Tower 2, Unit B on 25/F of Tower 3, Simplex Unit on 28/F of Tower 3, Duplex Unit on 29/F-30/F of Tower 3, Simplex Unit on 28/F of Tower 5, Duplex Unit on 29/F-30/F of Tower 5 and Simplex Unit on 30/F of Tower 6)					
Item	Description				
		Material	Finishes	Accessories	
(a)	Door	Unit main entrance door	Solid core timber door (except the following units) For the following units: Solid core fire rated timber door - Unit A and B on 2/F of Tower 1 and Tower 2 - Unit B on 1/F to 3/F, 5/F to 12/F, 15/F to 23/F and 26/F to 27/F of Tower 3 - Unit A and B on 1/F to 3/F, 5/F to 12/F, 15/F to 23/F and 25/F to 32/F of Tower 8	Vinyl and metal (except the following units) For the following units: Vinyl, leather and metal - Unit A and B on 1/F to 3/F, 5/F to 12/F, 15/F to 23/F and 26/F to 27/F of Tower 3 - Unit A on 25/F of Tower 3 - Unit A on 25/F of Tower 5	Door handle, lockset, concealed door hinge, concealed door closer, door stopper and flush bolt (except the following units) For the following units: Door handle, lockset, concealed door hinge, concealed door closer, door stopper, flush bolt and smoke seal - Unit A and B on 2/F of Tower 1 and Tower 2 - Unit B on 1/F to 3/F, 5/F to 12/F, 15/F to 23/F and 26/F to 27/F of Tower 3 - Unit A and B on 1/F to 3/F, 5/F to 12/F, 15/F to 23/F and 25/F to 32/F of Tower 8 For the following units: Door handle, lockset, concealed door hinge, concealed door closer and flush bolt - Unit A on 25/F of Tower 5 - Unit A on 17/F of Tower 6
		Lobby to private lift lobby door	Solid core timber door	Wood veneer	Door handle, lockset, door hinge and door stopper
		Lobby to lift lobby door	Solid core fire rated timber door	Wood veneer	Door handle, lockset, door hinge, concealed door closer, door stopper and smoke seal
		Private lift lobby to lift lobby door	Solid core fire rated timber door	Wood veneer (except the following units) For the following units: Wood veneer, vinyl, leather and metal - Unit A and B on 1/F to 3/F, 5/F to 12/F, 15/F to 23/F and 26/F to 27/F of Tower 3 - Unit A on 25/F of Tower 3	Door handle, lockset, concealed door hinge, concealed door closer, door stopper and smoke seal

3. 室內裝置(不包括第1座2樓A單位、第1座28樓單層單位、第1座29-30樓複式單位、第2座28樓單層單位、第2座29-30樓複式單位、第3座25樓B單位、第3座28樓單層單位、第3座29-30樓複式單位、第5座28樓單層單位、第5座29-30樓複式單位及第6座30樓單層單位)					
細項	描述				
		用料	裝修物料	配件	
(a)	門	單位之主入口大門	實心木門(以下單位除外) 以下單位：實心防火木門 - 第1座及第2座2樓A及B單位 - 第3座1樓至3樓、5樓至12樓、15樓至23樓及26樓至27樓B單位 - 第8座1樓至3樓、5樓至12樓、15樓至23樓及25樓至32樓A及B單位	仿皮及金屬(以下單位除外) 以下單位：仿皮、真皮及金屬 - 第3座1樓至3樓、5樓至12樓、15樓至23樓及26樓至27樓A及B單位 - 第3座25樓A單位 - 第5座25樓A單位	門抽、門鎖、暗門鉸、暗氣鼓、門頂及插恤(以下單位除外) 以下單位：門抽、門鎖、暗門鉸、暗氣鼓、門頂、插恤及防煙條 - 第1座及第2座2樓A及B單位 - 第3座1樓至3樓、5樓至12樓、15樓至23樓及26樓至27樓B單位 - 第8座1樓至3樓、5樓至12樓、15樓至23樓及25樓至32樓A及B單位 以下單位：門抽、門鎖、暗門鉸、暗氣鼓及插恤 - 第5座25樓A單位 - 第6座17樓A單位
		門廊通往私人升降機大堂門	實心木門	木皮	門抽、門鎖、門鉸及門頂
		門廊通往升降機大堂門	實心防火木門	木皮	門抽、門鎖、門鉸、暗氣鼓、門頂及防煙條
		私人升降機大堂通往升降機大堂門	實心防火木門	木皮(以下單位除外) 以下單位：木皮、仿皮、真皮及金屬 - 第3座1樓至3樓、5樓至12樓、15樓至23樓及26樓至27樓A及B單位 - 第3座25樓A單位	門抽、門鎖、暗門鉸、暗氣鼓、門頂及防煙條

23 FITTINGS, FINISHES AND APPLIANCES

裝置、裝修物料及設備

3. INTERIOR FITTINGS (Excluding Unit A on 2/F of Tower 1, Simplex Unit on 28/F of Tower 1, Duplex Unit on 29/F-30/F of Tower 1, Simplex Unit on 28/F of Tower 2, Duplex Unit on 29/F-30/F of Tower 2, Unit B on 25/F of Tower 3, Simplex Unit on 28/F of Tower 3, Duplex Unit on 29/F-30/F of Tower 3, Simplex Unit on 28/F of Tower 5, Duplex Unit on 29/F-30/F of Tower 5 and Simplex Unit on 30/F of Tower 6)

Item	Description	Material	Finishes	Accessories
(a) Door	Master bathroom door	Solid core timber door (except the following units) For the following units: Hollow core timber door - Unit A and B on 1/F to 3/F, 5/F to 12/F, 15/F to 23/F and 26/F to 27/F of Tower 3 - Unit A on 25/F of Tower 3 For the following units: Solid core timber door with timber louver - Unit A and B on 1/F to 3/F, 5/F to 12/F, 15/F to 23/F and 25/F to 32/F of Tower 8	Wood veneer and metal (except the following units) For the following units: Wood veneer, metal and timber louver - Unit A and B on 1/F to 3/F, 5/F to 12/F, 15/F to 23/F and 25/F to 32/F of Tower 8	Concealed door handle, lockset and sliding door track (except the following units) For the following units: Door handle, lockset, door hinge, and door stopper - Unit A and B on 1/F to 3/F, 5/F to 12/F, 15/F to 23/F and 25/F to 32/F of Tower 8
	Bathroom Door	Solid core timber door with timber louver (except the following units) For the following units: Solid core timber door - Bathroom 3 of Unit B on 2/F to 3/F, 5/F to 12/F, 15/F to 23/F and 25/F to 27/F of Tower 1 - Bathroom 3 of Unit A and Bathroom 2 of Unit B on 2/F to 3/F, 5/F to 12/F, 15/F to 23/F and 25/F to 27/F of Tower 2 - Bathroom 2 to Bedroom 2 door of Unit A on 1/F to 3/F, 5/F to 12/F, 15/F to 23/F and 26/F to 27/F of Tower 5 - Bathroom 2 of Unit A and B on 1/F to 3/F, 5/F to 12/F, 15/F to 23/F and 25/F to 29/F of Tower 6 - Bathroom 1 and 2 of Unit A and B on 1/F to 3/F, 5/F to 12/F, 15/F to 23/F and 25/F to 32/F of Tower 8 For the following units: Hollow core timber door with timber louver - Bathroom 1, 2, and 3 of Unit A and B on 1/F to 3/F, 5/F to 12/F, 15/F to 23/F and 26/F to 27/F of Tower 3 - Bathroom 1, 2, and 3 of Unit A on 25/F of Tower 3	Wood veneer, metal and timber louver (except the following units) For the following units: Wood veneer and metal - Bathroom 3 of Unit B on 2/F to 3/F, 5/F to 12/F, 15/F to 23/F and 25/F to 27/F of Tower 1 - Bathroom 3 of Unit A and Bathroom 2 of Unit B on 2/F to 3/F, 5/F to 12/F, 15/F to 23/F and 25/F to 27/F of Tower 2 - Bathroom 2 to Bedroom 2 door of Unit A on 1/F to 3/F, 5/F to 12/F, 15/F to 23/F and 26/F to 27/F of Tower 5 - Bathroom 2 of Unit A and B on 1/F to 3/F, 5/F to 12/F, 15/F to 23/F and 25/F to 29/F of Tower 6 - Bathroom 1 and 2 of Unit A and B on 1/F to 3/F, 5/F to 12/F, 15/F to 23/F and 25/F to 32/F of Tower 8 For the following unit: Wood veneer, leather, metal and timber louver - Bathroom 2 to corridor door of Unit A on 25/F of Tower 5	Door handle, lockset, door hinge and door stopper (except the following units) For the following units: Concealed door handle, lockset and sliding door track - Bathroom 3 of Unit B on 2/F to 3/F, 5/F to 12/F, 15/F to 23/F and 25/F to 27/F of Tower 1 - Bathroom 3 of Unit A on 2/F to 3/F, 5/F to 12/F, 15/F to 23/F and 25/F to 27/F of Tower 2 - Bathroom 2 to Bedroom 2 door of Unit A on 1/F to 3/F, 5/F to 12/F, 15/F to 23/F and 26/F to 27/F of Tower 5

3. 室內裝置(不包括第1座2樓A單位、第1座28樓單層單位、第1座29-30樓複式單位、第2座28樓單層單位、第2座29-30樓複式單位、第3座25樓B單位、第3座28樓單層單位、第3座29-30樓複式單位、第5座28樓單層單位、第5座29-30樓複式單位及第6座30樓單層單位)

細項	描述	用料	裝修物料	配件
(a) 門	主浴室門	實心木門(以下單位除外) 以下單位：空心木門 - 第3座1樓至3樓、5樓至12樓、15樓至23樓及26樓至27樓A及B單位 - 第3座25樓A單位 以下單位：實心木門連木百葉 - 第8座1樓至3樓、5樓至12樓、15樓至23樓及25樓至32樓A及B單位	木皮及金屬(以下單位除外) 以下單位：木皮、金屬及木百葉 - 第8座1樓至3樓、5樓至12樓、15樓至23樓及25樓至32樓A及B單位	暗門抽、門鎖及趟門軌(以下單位除外) 以下單位：門抽、門鎖、門鉸及門頂 - 第8座1樓至3樓、5樓至12樓、15樓至23樓及25樓至32樓A及B單位
	浴室門	實心木門連木百葉(以下單位除外) 以下單位：實心木門 - 第1座2樓至3樓、5樓至12樓、15樓至23樓及25樓至27樓B單位之浴室3 - 第2座2樓至3樓、5樓至12樓、15樓至23樓及25樓至27樓A單位之浴室3及B單位之浴室2 - 第5座1樓至3樓、5樓至12樓、15樓至23樓及26樓至27樓A單位浴室2 - 第6座1樓至3樓、5樓至12樓、15樓至23樓及25樓至29樓A及B單位之浴室2 - 第8座1樓至3樓、5樓至12樓、15樓至23樓及25樓至32樓A及B單位之浴室1及2 以下單位：空心木門連木百葉 - 第3座1樓至3樓、5樓至12樓、15樓至23樓及26樓至27樓A及B單位之浴室1、2及3 - 第3座25樓A單位之浴室1、2及3	木皮、金屬及木百葉(以下單位除外) 以下單位：木皮及金屬 - 第1座2樓至3樓、5樓至12樓、15樓至23樓及25樓至27樓B單位之浴室3 - 第2座2樓至3樓、5樓至12樓、15樓至23樓及25樓至27樓A單位之浴室3及B單位之浴室2 - 第5座1樓至3樓、5樓至12樓、15樓至23樓及26樓至27樓A單位浴室2 - 第6座1樓至3樓、5樓至12樓、15樓至23樓及25樓至29樓A及B單位之浴室2 - 第8座1樓至3樓、5樓至12樓、15樓至23樓及25樓至32樓A及B單位之浴室1及2 以下單位：木皮、真皮、金屬及木百葉 - 第5座25樓A單位浴室2 - 通往走廊之門	門抽、門鎖、門鉸及門頂(以下單位除外) 以下單位：暗門抽、門鎖及趟門軌 - 第1座2樓至3樓、5樓至12樓、15樓至23樓及25樓至27樓B單位之浴室3 - 第2座2樓至3樓、5樓至12樓、15樓至23樓及25樓至27樓A單位之浴室3 - 第5座1樓至3樓、5樓至12樓、15樓至23樓及25樓至27樓A單位浴室2 - 通往睡房2之門

23 FITTINGS, FINISHES AND APPLIANCES

裝置、裝修物料及設備

3. INTERIOR FITTINGS (Excluding Unit A on 2/F of Tower 1, Simplex Unit on 28/F of Tower 1, Duplex Unit on 29/F-30/F of Tower 1, Simplex Unit on 28/F of Tower 2, Duplex Unit on 29/F-30/F of Tower 2, Unit B on 25/F of Tower 3, Simplex Unit on 28/F of Tower 3, Duplex Unit on 29/F-30/F of Tower 3, Simplex Unit on 28/F of Tower 5, Duplex Unit on 29/F-30/F of Tower 5 and Simplex Unit on 30/F of Tower 6)				
Item	Description			
		Material	Finishes	Accessories
(a) Door	Lavatory door	Metal framed glass door with metal louver (except the following units) For the following units: Hollow core timber door with timber louver - Lavatory 1 of Unit B on 2/F to 3/F, 5/F to 12/F, 15/F to 23/F and 25/F to 27/F of Tower 2 - Lavatory 1 of Unit A and B on 1/F to 3/F, 5/F to 12/F, 15/F to 23/F and 26/F to 27/F of Tower 3 - Lavatory 1 of Unit A on 25/F of Tower 3	Metal, frosted glass and metal louver (except the following units) For the following units: Wood veneer, metal and metal louver - Lavatory 1 of Unit B on 2/F to 3/F, 5/F to 12/F, 15/F to 23/F and 25/F to 27/F of Tower 2 - Lavatory 1 of Unit A and B on 1/F to 3/F, 5/F to 12/F, 15/F to 23/F and 26/F to 27/F of Tower 3 - Lavatory 1 of Unit A on 25/F of Tower 3	Lockset, door hinge and sliding door track (except the following units) For the following units: Door handle, lockset, door hinge and door stopper - Lavatory 1 of Unit B on 2/F to 3/F, 5/F to 12/F, 15/F to 23/F and 25/F to 27/F of Tower 2 - Lavatory 1 of Unit A and B on 1/F to 3/F, 5/F to 12/F, 15/F to 23/F and 26/F to 27/F of Tower 3 - Lavatory 1 of Unit A on 25/F of Tower 3
	Kitchen door	Solid core fire rated timber door with vision panel	Wood veneer, metal and fire rated glass (except the following units) For the following units: Wood veneer, leather, metal and fire rated glass - Unit A on 25/F of Tower 5 - Unit A on 17/F of Tower 6	Concealed door handle, door hinge, concealed door closer, door stopper and smoke seal (except the following units) For the following units: Door handle, door hinge, concealed door closer, door stopper and smoke seal - Unit A on 25/F of Tower 5 - Unit A on 17/F of Tower 6
	Kitchen to lift lobby door	Solid core fire rated timber door	Wood veneer and metal	Door handle, lockset, door hinge, concealed door closer, door stopper, smoke seal and eye viewer
	Kitchen to private lift lobby door	Solid core fire rated timber door	Wood veneer and metal	Concealed door handle, lockset, door hinge, concealed door closer, door stopper and smoke seal
	Utility room door	Solid core timber door with vision panel (except the following units) For the following units: Hollow core timber door with vision panel - Unit A and B on 1/F to 3/F, 5/F to 12/F, 15/F to 23/F and 26/F to 27/F of Tower 3 - Unit A on 25/F of Tower 3 For the following units: Solid core timber door - Unit A and B on 1/F to 3/F, 5/F to 12/F, 15/F to 23/F and 25/F to 32/F of Tower 8	Wood veneer, metal and glass (except the following units) For the following units: Wood veneer and metal - Unit A and B on 1/F to 3/F, 5/F to 12/F, 15/F to 23/F and 25/F to 32/F of Tower 8	Concealed door handle, door hinge, concealed door closer and door stopper (except the following units) For the following units: Concealed door handle and sliding door track - Unit A and B on 1/F to 3/F, 5/F to 12/F, 15/F to 23/F and 25/F to 32/F of Tower 8 For the following units: Concealed door handle, door hinge and concealed door closer - Unit A on 17/F of Tower 6

3. 室內裝置(不包括第1座2樓A單位、第1座28樓單層單位、第1座29-30樓複式單位、第2座28樓單層單位、第2座29-30樓複式單位、第3座25樓B單位、第3座28樓單層單位、第3座29-30樓複式單位、第5座28樓單層單位、第5座29-30樓複式單位及第6座30樓單層單位)				
細項	描述			
		用料	裝修物料	配件
(a) 門	廁所門	金屬框玻璃門連金屬百葉(以下單位除外) 以下單位：空心木門連木百葉 - 第2座2至3樓、5樓至12樓、15樓至23樓及25樓至27樓B單位之廁所1 - 第3座1樓至3樓、5樓至12樓、15樓至23樓及26樓至27樓A及B單位之廁所1 - 第3座25樓A單位之廁所1	金屬、磨砂玻璃及金屬百葉(以下單位除外) 以下單位：木皮、金屬及木百葉 - 第2座2至3樓、5樓至12樓、15樓至23樓及25樓至27樓B單位之廁所1 - 第3座1樓至3樓、5樓至12樓、15樓至23樓及26樓至27樓A及B單位之廁所1 - 第3座25樓A單位之廁所1	門鎖、門鉸及趟門軌(以下單位除外) 以下單位：門抽、門鎖、門鉸及門頂 - 第2座2至3樓、5樓至12樓、15樓至23樓及25樓至27樓B單位之廁所1 - 第3座1樓至3樓、5樓至12樓、15樓至23樓及26樓至27樓A及B單位之廁所1 - 第3座25樓A單位之廁所1
	廚房門	實心防火木門連視窗	木皮、金屬及防火玻璃(以下單位除外) 以下單位：木皮、真皮、金屬及防火玻璃 - 第5座25樓A單位 - 第6座17樓A單位	暗門抽、門鉸、暗氣鼓、門頂及防煙條(以下單位除外) 以下單位：門抽、門鉸、暗氣鼓、門頂及防煙條 - 第5座25樓A單位 - 第6座17樓A單位
	廚房通往升降機大堂門	實心防火木門	木皮及金屬	門抽、門鎖、門鉸、暗氣鼓、門頂、防煙條及防盜眼
	廚房通往私人升降機大堂門	實心防火木門	木皮及金屬	暗門抽、門鎖、門鉸、暗氣鼓、門頂及防煙條
	工作間門	實心木門連視窗(以下單位除外) 以下單位：空心木門連視窗 - 第3座1樓至3樓、5樓至12樓、15樓至23樓及26樓至27樓A及B單位 - 第3座25樓A單位 以下單位：實心木門 - 第8座1樓至3樓、5樓至12樓、15樓至23樓及25樓至32樓A及B單位	木皮、金屬及玻璃(以下單位除外) 以下單位：木皮及金屬 - 第8座1樓至3樓、5樓至12樓、15樓至23樓及25樓至32樓A及B單位	暗門抽、門鉸、暗氣鼓、及門頂(以下單位除外) 以下單位：暗門抽及趟門軌 - 第8座1樓至3樓、5樓至12樓、15樓至23樓及25樓至32樓A及B單位 以下單位：暗門抽、門鉸及暗氣鼓 - 第6座17樓A單位

23 FITTINGS, FINISHES AND APPLIANCES

裝置、裝修物料及設備

3. INTERIOR FITTINGS (Excluding Unit A on 2/F of Tower 1, Simplex Unit on 28/F of Tower 1, Duplex Unit on 29/F-30/F of Tower 1, Simplex Unit on 28/F of Tower 2, Duplex Unit on 29/F-30/F of Tower 2, Unit B on 25/F of Tower 3, Simplex Unit on 28/F of Tower 3, Duplex Unit on 29/F-30/F of Tower 3, Simplex Unit on 28/F of Tower 5, Duplex Unit on 29/F-30/F of Tower 5 and Simplex Unit on 30/F of Tower 6)

Item	Description	Material	Finishes	Accessories
(a) Door	Lift lobby door	Solid core fire rated timber door	Wood veneer and metal	Door handle, lockset, door hinge, concealed door closer, door stopper, smoke seal and eye viewer
	Master bedroom door	Solid core timber door (except the following units) For the following units: Hollow core timber door - Unit A and B on 1/F to 3/F, 5/F to 12/F, 15/F to 23/F and 26/F to 27/F of Tower 3 - Unit A on 25/F of Tower 3	Wood veneer and metal (except the following unit) For the following unit: Wood veneer, leather and metal - Unit A on 25/F of Tower 5	Door handle, lockset, door hinge, door stopper and flush bolt (except the following units) For the following units: Door handle, lockset, door hinge and door stopper - Unit A on 2/F to 3/F, 5/F to 12/F, 15/F to 23/F and 25/F to 27/F of Tower 1 - Unit A and B on 1/F to 3/F, 5/F to 12/F, 15/F to 23/F and 25/F to 29/F of Tower 6 - Unit A and B on 1/F to 3/F, 5/F to 12/F, 15/F to 23/F and 25/F to 32/F of Tower 8
	Bedroom door	Solid core timber door (except the following units) For the following units: Hollow core timber door - Unit A and B on 1/F to 3/F, 5/F to 12/F, 15/F to 23/F and 26/F to 27/F of Tower 3 - Unit A on 25/F of Tower 3	Wood veneer and metal (except the following units) For the following unit: Wood veneer, leather and metal - Unit A on 25/F of Tower 5 For the following unit: Wood veneer, mirror and metal - Bedroom 1 of Unit A on 17/F of Tower 6	Door handle, lockset, door stopper and door hinge (except the following units) For the following units: Door handle, lockset and door hinge - Bedroom 1 of Unit A on 25/F of Tower 5
	Closet door	Solid core timber door (except the following units) For the following units: Hollow core timber door - Unit A and B on 1/F to 3/F, 5/F to 12/F, 15/F to 23/F and 26/F to 27/F of Tower 3 - Unit A on 25/F of Tower 3	Wood veneer and metal	Door handle, lockset, door hinge and door stopper For the following units: Door handle, lockset and sliding door track - Unit A and B on 1/F to 3/F, 5/F to 12/F, 15/F to 23/F and 25/F to 27/F of Tower 5

3. 室內裝置(不包括第1座2樓A單位、第1座28樓單層單位、第1座29-30樓複式單位、第2座28樓單層單位、第2座29-30樓複式單位、第3座25樓B單位、第3座28樓單層單位、第3座29-30樓複式單位、第5座28樓單層單位、第5座29-30樓複式單位及第6座30樓單層單位)

細項	描述	用料	裝修物料	配件
(a) 門	升降機大堂門	實心防火木門	木皮及金屬	門抽、門鎖、門鉸、暗氣鼓、門頂、防煙條及防盜眼
	主睡房門	實心木門(以下單位除外) 以下單位：空心木門 - 第3座1樓至3樓、5樓至12樓、15樓至23樓及26樓至27樓A及B單位 - 第3座25樓A單位	木皮及金屬(以下單位除外) 以下單位：木皮、真皮及金屬 - 第5座25樓A單位	門抽、門鎖、門鉸、門頂及插榫(以下單位除外) 以下單位：門抽、門鎖、門鉸及門頂 - 第1座2樓至3樓、5樓至12樓、15樓至23樓及25樓至27樓A單位 - 第6座1樓至3樓、5樓至12樓、15樓至23樓及25樓至29樓A及B單位 - 第8座1樓至3樓、5樓至12樓、15樓至23樓及25樓至32樓A及B單位
	睡房門	實心木門(以下單位除外) 以下單位：空心木門 - 第3座1樓至3樓、5樓至12樓、15樓至23樓及26樓至27樓A及B單位 - 第3座25樓A單位	木皮及金屬(以下單位除外) 以下單位：木皮、真皮及金屬 - 第5座25樓A單位 以下單位：木皮、鏡及金屬 - 第6座17樓A單位之睡房1	門抽、門鎖、門頂及門鉸(以下單位除外) 以下單位：門抽、門鎖及門鉸 - 第5座25樓A單位之睡房1
	衣帽間門	實心木門(以下單位除外) 以下單位：空心木門 - 第3座1樓至3樓、5樓至12樓、15樓至23樓及26樓至27樓A及B單位 - 第3座25樓A單位	木皮及金屬	門抽、門鎖、門鉸及門頂 以下單位：門抽、門鎖及趟門軌 - 第5座1樓至3樓、5樓至12樓、15樓至23樓、及25樓至27樓A及B單位

23 FITTINGS, FINISHES AND APPLIANCES

裝置、裝修物料及設備

3. INTERIOR FITTINGS (Excluding Unit A on 2/F of Tower 1, Simplex Unit on 28/F of Tower 1, Duplex Unit on 29/F-30/F of Tower 1, Simplex Unit on 28/F of Tower 2, Duplex Unit on 29/F-30/F of Tower 2, Unit B on 25/F of Tower 3, Simplex Unit on 28/F of Tower 3, Duplex Unit on 29/F-30/F of Tower 3, Simplex Unit on 28/F of Tower 5, Duplex Unit on 29/F-30/F of Tower 5 and Simplex Unit on 30/F of Tower 6)					
Item	Description				
		Material	Finishes	Accessories	
(a)	Door	Storeroom door	<p>Metal framed glass door with metal louver (except the following units)</p> <p>For the following units: Hollow core timber door - Storeroom 3 of Unit A and B on 1/F to 3/F, 5/F to 12/F, 15/F to 23/F and 26/F to 27/F of Tower 3 - Storeroom 3 of Unit A on 25/F of Tower 3</p> <p>For the following units: Solid core timber door - Storeroom 1 and 2 of Unit B on 1/F to 3/F, 5/F to 12/F, 15/F to 23/F and 25/F to 27/F of Tower 5</p>	<p>Metal, frosted glass and metal louver (except the following units)</p> <p>For the following units: Wood veneer - Storeroom 3 of Unit A and B on 1/F to 3/F, 5/F to 12/F, 15/F to 23/F and 26/F to 27/F of Tower 3 - Storeroom 3 of Unit A on 25/F of Tower 3 - Storeroom 1 and 2 of Unit B on 1/F to 3/F, 5/F to 12/F, 15/F to 23/F and 25/F to 27/F of Tower 5</p>	<p>Lockset, door hinge and sliding door track (except the following units)</p> <p>For the following units: Door handle, lockset, door hinge and door stopper - Storeroom 3 of Unit A and B on 1/F to 3/F, 5/F to 12/F, 15/F to 23/F and 26/F to 27/F of Tower 3 - Storeroom 3 of Unit A on 25/F of Tower 3 - Storeroom 1 and 2 of Unit B on 1/F to 3/F, 5/F to 12/F, 15/F to 23/F and 25/F to 27/F of Tower 5</p>
		Corridor 2 door	<p>Hollow core timber door (Applicable to Tower 3 only)</p> <p>Solid core timber door (Applicable to Tower 8 only)</p>	Wood veneer and metal	<p>Door handle, lockset, door hinge, door stopper and flush bolt (Applicable to Tower 3 only)</p> <p>Door handle, lockset, door hinge and door stopper (Applicable to Tower 8 only)</p>

3. 室內裝置(不包括第1座2樓A單位、第1座28樓單層單位、第1座29-30樓複式單位、第2座28樓單層單位、第2座29-30樓複式單位、第3座25樓B單位、第3座28樓單層單位、第3座29-30樓複式單位、第5座28樓單層單位、第5座29-30樓複式單位及第6座30樓單層單位)					
細項	描述				
		用料	裝修物料	配件	
(a)	門	儲物房門	<p>金屬框玻璃門連金屬百葉(以下單位除外)</p> <p>以下單位：空心木門 - 第3座1樓至3樓、5樓至12樓、15樓至23樓及26樓至27樓A及B單位之儲物房3 - 第3座25樓A單位之儲物房3</p> <p>以下單位：實心木門 - 第5座1樓至3樓、5樓至12樓、15樓至23樓及25樓至27樓B單位之儲物房1及2</p>	<p>金屬、磨砂玻璃及金屬百葉(以下單位除外)</p> <p>以下單位：木皮 - 第3座1樓至3樓、5樓至12樓、15樓至23樓及26樓至27樓A及B單位之儲物房3 - 第3座25樓A單位之儲物房3 - 第5座1樓至3樓、5樓至12樓、15樓至23樓及25樓至27樓B單位之儲物房1及2</p>	<p>門鎖、門鉸及趟門軌(以下單位除外)</p> <p>以下單位：門抽、門鎖、門鉸及門頂 - 第3座1樓至3樓、5樓至12樓、15樓至23樓及26樓至27樓A及B單位之儲物房3 - 第3座25樓A單位之儲物房3 - 第5座1樓至3樓、5樓至12樓、15樓至23樓及25樓至27樓B單位之儲物房1及2</p>
		走廊2門	<p>空心木門(只適用於第3座)</p> <p>實心木門(只適用於第8座)</p>	木皮及金屬	<p>門抽、門鎖、門鉸、門頂及插恤(只適用於第3座)</p> <p>門抽、門鎖、門鉸及門頂(只適用於第8座)</p>

23 FITTINGS, FINISHES AND APPLIANCES

裝置、裝修物料及設備

3. INTERIOR FITTINGS (Excluding Unit A on 2/F of Tower 1, Simplex Unit on 28/F of Tower 1, Duplex Unit on 29/F-30/F of Tower 1, Simplex Unit on 28/F of Tower 2, Duplex Unit on 29/F-30/F of Tower 2, Unit B on 25/F of Tower 3, Simplex Unit on 28/F of Tower 3, Duplex Unit on 29/F-30/F of Tower 3, Simplex Unit on 28/F of Tower 5, Duplex Unit on 29/F-30/F of Tower 5 and Simplex Unit on 30/F of Tower 6)						
Item	Description					
(a)	Door	Balcony door	Aluminium framed sliding glass door	Fluorocarbon coated aluminium, insulated-glass unit (IGU) with low-emissivity coating	Door handle, lockset and sliding door track	
		Flat roof door	Aluminium framed glass door	Fluorocarbon coated aluminium, insulated-glass unit (IGU) with low-emissivity coating	Door handle, lockset, door hinge and door stopper	
			For the following units: - Dining room of Unit B on 2/F of Tower 1 - Dining room of Unit B on 2/F of Tower 2 - Dining room of Unit A on 1/F, Dining room and Bedroom 2 of Unit B on 1/F of Tower 3 - Dining room and Closet of Unit A on 1/F, Storeroom 4 of Unit B on 1/F of Tower 5 - Dining room of Unit A and B on 1/F of Tower 6 - Kitchen of Unit A and B on 1/F of Tower 8			
			Aluminium framed sliding glass door	Fluorocarbon coated aluminium, insulated-glass unit (IGU) with low-emissivity coating	Door handle, lockset and sliding door track	
			For the following units: - Living room of Unit B on 2/F of Tower 1 - Living room of Unit A and B on 2/F of Tower 2 - Living room of Unit A and B on 1/F of Tower 8			

3. 室內裝置(不包括第1座2樓A單位、第1座28樓單層單位、第1座29-30樓複式單位、第2座28樓單層單位、第2座29-30樓複式單位、第3座25樓B單位、第3座28樓單層單位、第3座29-30樓複式單位、第5座28樓單層單位、第5座29-30樓複式單位及第6座30樓單層單位)						
細項	描述					
(a)	門	露台門	鋁框玻璃趟門	氟化碳噴漆層鋁質、雙層中空低輻射鍍膜玻璃	門抽、門鎖及趟門軌	
		平台門	鋁框玻璃門	氟化碳噴漆層鋁質、雙層中空低輻射鍍膜玻璃	門抽、門鎖、門鉸及門頂	
			以下單位： - 第1座2樓B單位之飯廳 - 第2座2樓B單位之飯廳 - 第3座1樓A單位之飯廳、1樓B單位之飯廳及睡房2 - 第5座1樓A單位之飯廳及衣帽間、1樓B單位之儲物房4 - 第6座1樓A及B單位之飯廳 - 第8座1樓A及B單位之廚房			
			鋁框玻璃趟門	氟化碳噴漆層鋁質、雙層中空低輻射鍍膜玻璃	門抽、門鎖及趟門軌	
			以下單位： - 第1座2樓B單位之客廳 - 第2座2樓A及B單位之客廳 - 第8座1樓A及B單位之客廳			

23 FITTINGS, FINISHES AND APPLIANCES

裝置、裝修物料及設備

3. INTERIOR FITTINGS (Excluding Unit A on 2/F of Tower 1, Simplex Unit on 28/F of Tower 1, Duplex Unit on 29/F-30/F of Tower 1, Simplex Unit on 28/F of Tower 2, Duplex Unit on 29/F-30/F of Tower 2, Unit B on 25/F of Tower 3, Simplex Unit on 28/F of Tower 3, Duplex Unit on 29/F-30/F of Tower 3, Simplex Unit on 28/F of Tower 5, Duplex Unit on 29/F-30/F of Tower 5 and Simplex Unit on 30/F of Tower 6)					
Item	Description				
(b)	Bathroom	Type and material of fittings and equipment	Type	Material	
			Basin countertop	Natural stone	
			Basin cabinet	Wooden cabinet in wood veneer, metal and leather finishes	
			Mirror cabinet	Wooden cabinet in mirror, wood veneer, metal and leather finishes	
			Basin mixer, towel bar and toilet paper holder	Chrome plated	
			Wash basin and water closet	Vitreous china	
		Type and material of water supply system	Cold water supply	Copper water pipes	
		Hot water supply	Copper water pipes with thermal insulation		
		Type and material of bathing facilities (including shower or bath tub, if applicable)	Shower set	Chrome plated	
		Shower compartment	Tempered glass		
	Bath mixer	Chrome plated			
	Bath tub	Enameled steel			
	Size of bath tub, if applicable	All units except units specified below: 1600mm(L) x 700mm(W) x 420mm(H) For master bathroom of all units in Tower 3: 1900mm(L) x 900mm(W) x 430mm(H)			
	(c)	Kitchen	Material of sink unit	Stainless steel	
			Material of Water supply system	Copper pipe	
			Material	Finishes	
Material and finishes of kitchen cabinet			Wooden cabinet	Plastic laminate and acrylic For the following units: Wood veneer - Unit A and B on 1/F to 3/F, 5/F to 12/F, 15/F to 23/F and 26/F to 27/F of Tower 3 - Unit A on 25/F of Tower 3	
Type of all other fittings and equipment			Chrome plated sink mixer (except the following units) For the following units: Brass and metal sink mixer - Unit A and B on 1/F to 3/F, 5/F to 12/F, 15/F to 23/F and 26/F to 27/F of Tower 3 - Unit A on 25/F of Tower 3		

3. 室內裝置(不包括第1座2樓A單位、第1座28樓單層單位、第1座29-30樓複式單位、第2座28樓單層單位、第2座29-30樓複式單位、第3座25樓B單位、第3座28樓單層單位、第3座29-30樓複式單位、第5座28樓單層單位、第5座29-30樓複式單位及第6座30樓單層單位)				
細項	描述			
(b)	浴室	裝置及設備的類型及用料	類型	用料
			洗手盆台面	天然石材
			洗手盆櫃	木皮、金屬及真皮飾面木製櫃
			鏡櫃	鏡、木皮、金屬及真皮飾面木製櫃
			洗手盆水龍頭、毛巾架及廁紙架	鍍鉻
		洗手盆及坐廁	陶瓷	
		供水系統的類型及用料	冷水供應	銅喉
		熱水供應	隔熱絕緣保護之銅喉	
		沐浴設施(包括花灑或浴缸(如適用的話))的類型及用料	花灑套裝	鍍鉻
			淋浴間	強化玻璃
	浴缸水龍頭		鍍鉻	
	浴缸		搪瓷鑄鋼	
	浴缸大小(如適用的話)	除以下指定單位外的所有單位: 1600毫米(長) x 700毫米(闊) x 420毫米(高) 第3座所有單位的主浴室: 1900毫米(長) x 900毫米(闊) x 430毫米(高)		
	(c)	廚房	洗滌盆的用料	不銹鋼
			供水系統用料	銅喉
			用料	裝修物料
廚櫃的用料及裝修物料			木製櫃	膠板及亞克力 以下單位: 木皮 - 第3座1樓至3樓、5樓至12樓、15樓至23樓及26樓至27樓A及B單位 - 第3座25樓A單位
所有其他裝置及設備的類型			鍍鉻水龍頭(以下單位除外) 以下單位: 銅及金屬製水龍頭 - 第3座1樓至3樓、5樓至12樓、15樓至23樓及26樓至27樓A及B單位 - 第3座25樓A單位	

23 FITTINGS, FINISHES AND APPLIANCES

裝置、裝修物料及設備

3. INTERIOR FITTINGS (Excluding Unit A on 2/F of Tower 1, Simplex Unit on 28/F of Tower 1, Duplex Unit on 29/F-30/F of Tower 1, Simplex Unit on 28/F of Tower 2, Duplex Unit on 29/F-30/F of Tower 2, Unit B on 25/F of Tower 3, Simplex Unit on 28/F of Tower 3, Duplex Unit on 29/F-30/F of Tower 3, Simplex Unit on 28/F of Tower 5, Duplex Unit on 29/F-30/F of Tower 5 and Simplex Unit on 30/F of Tower 6)							
Item	Description						
(d)	Bedroom	Type and material of fittings (including built-in wardrobe)	<p>Timber wardrobe with wood veneer, glass, metal and wallpaper finishes - Applicable to the Bedroom 1 of Unit A on 25/F of Tower 5</p> <p>Timber wardrobe with natural stone, wood veneer, fabric and metal finishes - Applicable to the Bedroom 2 of Unit A on 25/F of Tower 5</p> <p>Timber wardrobe with wood veneer, glass, metal and fabric finishes - Applicable to the Bedroom 3 of Unit A on 25/F of Tower 5</p> <p>Timber wardrobe with wood veneer, glass, metal and leather finishes - Applicable to the Bedroom 2 of Unit A on 17/F of Tower 6</p> <p>Timber wardrobe with wood veneer, metal and glass finishes - Applicable to the Bedroom 1 of Unit A on 17/F of Tower 6</p> <p>Timber wardrobe with metal, glass, lacquer, plastic laminate and vinyl finishes - Applicable to the Closet inside Master bedroom of Unit A on 25/F of Tower 5</p> <p>Timber wardrobe with wood veneer, mirror, metal and fabric finishes - Applicable to the Closet inside Master bedroom of Unit A on 17/F of Tower 6</p>				
(e)	Telephone	Location and number of connection points	Please refer to the “Schedule of Mechanical and Electrical Provisions of Residential Units”				
(f)	Aerials	Location and number of connection points	Please refer to the “Schedule of Mechanical and Electrical Provisions of Residential Units”				
(g)	Electrical installations	Electrical fittings (including safety devices)	<table border="1"> <tr> <td>Electrical fittings</td> <td>Faceplate for all switches and power sockets</td> </tr> <tr> <td>Safety devices</td> <td>Three phase electricity supply with miniature circuit breaker distribution boards are provided for residential units</td> </tr> </table>	Electrical fittings	Faceplate for all switches and power sockets	Safety devices	Three phase electricity supply with miniature circuit breaker distribution boards are provided for residential units
		Electrical fittings	Faceplate for all switches and power sockets				
		Safety devices	Three phase electricity supply with miniature circuit breaker distribution boards are provided for residential units				
Whether conduits are concealed or exposed	Conduits are partly concealed and partly exposed. (Note: Other than those parts of the conduits concealed within concrete, the rest of them are exposed. Exposed conduits may be covered or hidden by false ceilings, bulkheads, cabinets, claddings, non-concrete partition walls, designated pipe ducts or other materials.)						
Location and number of power points and air-conditioner points	Please refer to the “Schedule of Mechanical & Electrical Provisions of Residential Units”						

3. 室內裝置(不包括第1座2樓A單位、第1座28樓單層單位、第1座29-30樓複式單位、第2座28樓單層單位、第2座29-30樓複式單位、第3座25樓B單位、第3座28樓單層單位、第3座29-30樓複式單位、第5座28樓單層單位、第5座29-30樓複式單位及第6座30樓單層單位)				
細項	描述			
(d)	睡房	裝置(包括嵌入式衣櫃)的類型及用料	木皮、玻璃、金屬及牆紙飾面木製衣櫃 - 適用於第5座25樓A單位之睡房1	
			天然石材、木皮、布藝及金屬飾面木製衣櫃 - 適用於第5座25樓A單位之睡房2	
			木皮、玻璃、金屬及布藝飾面木製衣櫃 - 適用於第5座25樓A單位之睡房3	
			木皮、玻璃、金屬及真皮飾面木製衣櫃 - 適用於第6座17樓A單位之睡房2	
			木皮、金屬及玻璃飾面木製衣櫃 - 適用於第6座17樓A單位之睡房1	
			金屬、玻璃、焗漆、膠板及仿皮飾面木製衣櫃 - 適用於第5座25樓A單位之主睡房內的衣帽間	
(e)	電話	接駁點的位置及數目	請參考「住宅單位機電裝置數量說明表」	
(f)	天線	接駁點的位置及數目	請參考「住宅單位機電裝置數量說明表」	
(g)	電力裝置	供電附件(包括安全裝置)	供電附件	所有電掣及插座之面板
			安全裝置	住宅單位提供三相電力供應連裝妥微型斷路器之配電箱
		導管是隱藏或外露	導管是部分隱藏及部分外露。(註：除部分隱藏於混凝土內之導管外，其他部分的導管均為外露。外露的導管可能被假天花、假陣、貯藏櫃、覆蓋層板、非混凝土間隔牆、指定之管道槽或其他物料遮蓋或掩藏)	
		電插座及空調機接駁點的位置及數目	請參考「住宅單位機電裝置數量說明表」	

23 FITTINGS, FINISHES AND APPLIANCES

裝置、裝修物料及設備

3. INTERIOR FITTINGS (Excluding Unit A on 2/F of Tower 1, Simplex Unit on 28/F of Tower 1, Duplex Unit on 29/F-30/F of Tower 1, Simplex Unit on 28/F of Tower 2, Duplex Unit on 29/F-30/F of Tower 2, Unit B on 25/F of Tower 3, Simplex Unit on 28/F of Tower 3, Duplex Unit on 29/F-30/F of Tower 3, Simplex Unit on 28/F of Tower 5, Duplex Unit on 29/F-30/F of Tower 5 and Simplex Unit on 30/F of Tower 6)

Item	Description		
(h)	Gas supply	Type	Town Gas
		System	Gas supply pipes are provided and connected to gas hob and gas water heater
		Location	Please refer to the "Schedule of Mechanical & Electrical Provisions of Residential Units"
(i)	Washing machine connection point	Location	Please refer to the "Schedule of Mechanical & Electrical Provisions of Residential Units"
		Design	Water inlet connection point of 22mm diameter and water outlet connection point of 40mm diameter are provided for washing machine
(j)	Water supply	Material of water pipes	Copper pipes are used for cold and hot water supply UPVC pipes for flushing water supply
		Whether water pipes are concealed or exposed	Water pipe are concealed in part and exposed in part. (Note: Other than those parts of water pipes concealed within concrete, the rest of the water pipes are exposed. The exposed water pipes may be covered or hidden by false ceilings, bulkheads, cabinets, claddings, non-concrete partition walls, designated pipe ducts or other materials)
		Whether hot water is available	Hot water is available for kitchen, bathroom and lavatory

3. 室內裝置(不包括第1座2樓A單位、第1座28樓單層單位、第1座29-30樓複式單位、第2座28樓單層單位、第2座29-30樓複式單位、第3座25樓B單位、第3座28樓單層單位、第3座29-30樓複式單位、第5座28樓單層單位、第5座29-30樓複式單位及第6座30樓單層單位)

細項	描述		
(h)	氣體供應	類型	煤氣
		系統	提供煤氣喉並接駁至煤氣煮食爐及煤氣熱水爐
		位置	請參閱「住宅單位機電裝置數量說明表」
(i)	洗衣機接駁點	位置	請參閱「住宅單位機電裝置數量說明表」
		設計	洗衣機設有22毫米直徑來水接駁點及40毫米直徑去水接駁點
(j)	供水	水管的用料	冷熱水供應採用銅喉管 沖廁水供應採用膠喉管
		水管是隱藏或外露	水管部分隱藏並部分外露。(註：除部分隱藏於混凝土內之水管外，其他部分的水管均為外露。外露的水管可能被假天花、假陣、貯藏櫃、覆蓋層板、非混凝土隔間牆、指定之管道槽或其他物料遮蓋或掩藏)
		有否熱水供應	於廚房、浴室及廁所有熱水供應

23 FITTINGS, FINISHES AND APPLIANCES

裝置、裝修物料及設備

2. INTERIOR FINISHES (Unit B on 25/F of Tower 3)					
Item	Description				
(a)	Lobby		Type of wall finishes	Type of floor finishes	Type of ceiling finishes
		Tower main entrance lobby	Natural stone, wood veneer and wallpaper	Natural stone	Gypsum board false ceiling with emulsion paint and wallpaper
		Private lift lobby	Natural stone, wood veneer, metal and vinyl	Natural stone and engineered timber	Gypsum board false ceiling with emulsion paint and wood veneer
		Carpark lift lobby on basement 1 floor and basement 2 floor	Natural stone and wallpaper	Natural stone	Gypsum board false ceiling with emulsion paint and wallpaper
		Carpark shuttle lift lobby	Natural stone	Natural stone	Gypsum board false ceiling with emulsion paint.
		Lift lobby on ground floor for Tower 3, 5, 6 and 8	Tile	Tile	Emulsion paint
		Lobby of residential unit (if lobby is provided)	Emulsion paint	Natural stone	Gypsum board false ceiling with emulsion paint
		Typical lift lobby for residential floor	Homogeneous tile	Homogeneous tile	Gypsum board false ceiling with emulsion paint
		Lift lobby for roof	Homogeneous tile	Homogeneous tile	Gypsum board false ceiling with emulsion paint
(b)	Internal wall and ceiling		Type of wall finishes (on exposed surface)	Type of ceiling finishes	
		Living room and Dining room	Wood veneer, metal, mirror and glass	Ceiling finished with emulsion paint and special paint where exposed and gypsum board bulkhead finished with emulsion paint	
		Master Bedroom	Wood veneer and leather		
		Bedroom 1	Wood veneer and wallpaper	Ceiling finished with emulsion paint where exposed and gypsum board bulkhead finished with emulsion paint	
		Bedroom 2	Wood veneer, wallpaper, vinyl and metal		
		Bedroom 3	Wood veneer and fabric		

2. 室內裝修物料(第3座25樓B單位)					
細項	描述				
(a)	大堂		牆壁的裝修物料的類型	地板的裝修物料的類型	天花板的裝修物料的類型
		住宅大樓主要入口大堂	天然石材、木皮及牆紙	天然石材	髹乳膠漆之石膏板假天花及牆紙
		私人升降機大堂	天然石材、木皮、金屬及仿皮	天然石材及複合木	髹乳膠漆之石膏板假天花及木皮
		地庫1層及地庫2層之停車場升降機大堂	天然石材及牆紙	天然石材	髹乳膠漆之石膏板假天花及牆紙
		停車場穿梭升降機大堂	天然石材	天然石材	髹乳膠漆之石膏板假天花
		第3、5、6及8座地下升降機大堂	瓷磚	瓷磚	髹乳膠漆
		住宅單位之門廊(如提供門廊)	乳膠漆	天然石材	髹乳膠漆之石膏板假天花
		住宅樓層標準升降機大堂	均質磚	均質磚	髹乳膠漆之石膏板假天花
		天台升降機大堂	均質磚	均質磚	髹乳膠漆之石膏板假天花
		(b)	內牆及天花板		牆壁的裝修物料的類型(於外露部份)
客廳及飯廳	木皮、金屬、鏡及玻璃			外露天花板髹乳膠漆及特色油漆及石膏板假陣髹乳膠漆	
主睡房	木皮及真皮				
睡房1	木皮及牆紙			外露天花板髹乳膠漆及石膏板假陣髹乳膠漆	
睡房2	木皮、牆紙、仿皮及金屬				
睡房3	木皮及布藝				

23 FITTINGS, FINISHES AND APPLIANCES

裝置、裝修物料及設備

2. INTERIOR FINISHES (Unit B on 25/F of Tower 3)						
Item		Description				
(c)	Internal floor		Material of Floor		Material of Skirting	
		Living room and Dining room	Natural stone		Timber skirting	
		Bedroom	Engineered timber flooring		Timber skirting	
(d)	Bathroom		Type of wall finishes (on exposed surface)	Type of floor finishes (on exposed surface)	Type of ceiling finishes (on exposed surface)	
		Master bathroom	Natural stone, mirror and metal (those areas covered by basin cabinet and mirror cabinet finished with tiles)	Natural stone	Gypsum board false ceiling finished with emulsion paint	
		Bathroom	Natural stone (those areas covered by basin cabinet and mirror cabinet finished with tiles)	Natural stone	Gypsum board false ceiling finished with emulsion paint	
		Whether the wall finishes run up to the ceiling	Run up to false ceiling level			
(e)	Kitchen		Type of wall finishes (on exposed surface)	Type of floor finishes (on exposed surface)	Type of ceiling finishes (on exposed surface)	Type of cooking bench finishes
			Natural stone (wall behind kitchen appliances and those area covered by kitchen cabinet finished with tiles)	Natural stone	Gypsum board false ceiling finished with emulsion paint	Natural stone
		Whether the wall finishes run up to the ceiling	Run up to false ceiling level			

2. 室內裝修物料(第3座25樓B單位)						
細項		描述				
(c)	內部地板		地板的用料	牆腳線的用料		
		客廳及飯廳	天然石材	木牆腳線		
		睡房	複合木地板	木牆腳線		
(d)	浴室		牆壁的裝修物料的類型(於外露部份)	地板的裝修物料的類型(於外露部份)	天花板的裝修物料的類型(於外露部份)	
		主浴室	天然石材、鏡及金屬(洗手盤櫃及鏡櫃遮蓋的範圍鋪砌瓷磚)	天然石材	髹乳膠漆之石膏板假天花	
		浴室	天然石材(洗手盤櫃及鏡櫃遮蓋的範圍鋪砌瓷磚)	天然石材	髹乳膠漆之石膏板假天花	
		牆壁的裝修物料是否鋪至天花板	鋪至假天花水平			
(e)	廚房		牆壁裝修物料的類型(於外露部份)	地板裝修物料的類型(於外露部份)	天花板裝修物料的類型(於外露部份)	灶台裝修物料的類型
			天然石材(廚房設備後牆壁及廚櫃遮蓋的範圍鋪砌瓷磚)	天然石材	髹乳膠漆之石膏板假天花	天然石材
		牆壁的裝修物料是否鋪至天花板	鋪至假天花水平			

23 FITTINGS, FINISHES AND APPLIANCES

裝置、裝修物料及設備

3. INTERIOR FITTINGS (Unit B on 25/F of Tower 3)					
Item	Description				
(a)	Door	Material	Finishes	Accessories	
		Unit main entrance door	Solid core fire rated timber door	Vinyl, leather, glass and metal	Door handle, lockset, concealed door hinge, concealed door closer, door stopper, flush bolt and smoke seal
		Private lift lobby to lift lobby door	Solid core fire rated timber door	Wood veneer, vinyl, leather and metal	Door handle, lockset, concealed door hinge, concealed door closer, door stopper and smoke seal
		Master bathroom door	Solid core timber door	Wood veneer and metal	Concealed door handle, lockset and sliding door track
		Bathroom Door	Solid core timber door with timber louver	Wood veneer, metal and timber louver	Door handle, lockset, door hinge and door stopper
		Lavatory 1 door	Solid core timber door with timber louver	Wood veneer, metal and timber louver	Door handle, lockset, door hinge and door stopper
		Lavatory 2 door	Metal frame glass door with metal louver	Metal, frosted glass and metal louver	Lockset, door hinge and sliding door track
		Kitchen door	Solid core fire rated timber door with vision panel	Wood veneer, metal and fire rated glass	Concealed door handle, door hinge, concealed door closer, door stopper and smoke seal
		Kitchen to lift lobby door	Solid core fire rated timber door	Wood veneer and metal	Door handle, lockset, door hinge, concealed door closer, door stopper, smoke seal and eye viewer
		Utility room door	Hollow core timber door with vision panel	Wood veneer, metal and glass	Concealed door handle, door hinge, concealed door closer and door stopper
		Master bedroom door	Solid core timber door	Wood veneer and metal	Concealed door handle, lockset and sliding door track
		Bedroom door	Solid core timber door	Wood veneer and metal	Door handle, lockset, door hinge and door stopper
		Closet door	Solid core timber door	Wood veneer, glass and metal	Concealed door handle, lockset and sliding door track
		Storeroom 1 and 2 door	Metal frame glass door with metal louver	Metal, frosted glass and metal louver	Lockset, door hinge and sliding door track
		Storeroom 3 door	Hollow core timber door with timber louver	Wood veneer, metal and timber louver	Door handle, lockset, door hinge and door stopper

3. 室內裝置(第3座25樓B單位)					
細項	描述				
(a)	門	用料	裝修物料	配件	
		單位之主入口大門	實心防火木門	仿皮、真皮、玻璃及金屬	門抽、門鎖、暗門鉸、暗氣鼓、門頂、插恤及防煙條
		私人升降機大堂通往升降機大堂門	實心防火木門	木皮、仿皮、真皮及金屬	門抽、門鎖、暗門鉸、暗氣鼓、門頂及防煙條
		主浴室門	實心木門	木皮及金屬	暗門抽、門鎖及趟門軌
		浴室門	實心木門連木百葉	木皮、金屬及木百葉	門抽、門鎖、門鉸及門頂
		廁所1門	實心木門連木百葉	木皮、金屬及木百葉	門抽、門鎖、門鉸及門頂
		廁所2門	金屬框玻璃門連金屬百葉	金屬、磨砂玻璃及金屬百葉	門鎖、門鉸及趟門軌
		廚房門	實心防火木門連視窗	木皮、金屬及防火玻璃	暗門抽、門鉸、暗氣鼓、門頂及防煙條
		廚房通往升降機大堂門	實心防火木門	木皮及金屬	門抽、門鎖、門鉸、暗氣鼓、門頂、防煙條及防盜眼
		工作間門	空心木門連視窗	木皮、金屬及玻璃	暗門抽、門鉸、暗氣鼓、及門頂
		主睡房門	實心木門	木皮及金屬	暗門抽、門鎖及趟門軌
		睡房門	實心木門	木皮及金屬	門抽、門鎖、門鉸及門頂
		衣帽間門	實心木門	木皮、玻璃及金屬	暗門抽、門鎖及趟門軌
		儲物房1及2門	金屬框玻璃門連金屬百葉	金屬、磨砂玻璃及金屬百葉	門鎖、門鉸及趟門軌
		儲物房3門	空心木門連木百葉	木皮、金屬及木百葉	門抽、門鎖、門鉸及門頂

23 FITTINGS, FINISHES AND APPLIANCES

裝置、裝修物料及設備

3. INTERIOR FITTINGS (Unit B on 25/F of Tower 3)					
Item	Description				
(a)	Door		Material	Finishes	Accessories
		Corridor 1 door	Solid core timber door	Wood veneer, mirror and metal	Door handle, lockset, door hinge, flush bolt and door stopper
		Corridor 2 door	Solid core timber door	Wood veneer and metal	Door handle, lockset, door hinge, door stopper and flush bolt
		Balcony door	Aluminium framed sliding glass door	Fluorocarbon coated aluminium, insulated-glass unit (IGU) with low-emissivity coating	Door handle, lockset and sliding door track
(b)	Bathroom		Type	Material	
		Type and material of fittings and equipment	Basin countertop	Natural stone	
			Basin cabinet	Wooden cabinet in wood veneer, metal and leather finishes	
			Mirror cabinet	Wooden cabinet in mirror, wood veneer, metal and leather finishes	
			Basin mixer, towel bar and toilet paper holder	Chrome plated	
			Wash basin and water closet	Vitreous china	
			Type and material of water supply system	Cold water supply	Copper water pipes
		Hot water supply		Copper water pipes with thermal insulation	
		Type and material of bathing facilities (including shower or bath tub, if applicable)	Shower set	Chrome plated	
			Shower compartment	Tempered glass	
			Bath mixer	Chrome plated	
			Bath tub	Enameled steel	
		Size of bath tub, if applicable	Master bathroom: 1900mm(L) x 900mm(W) x 430mm(H) Bathroom 3: 1600mm(L) x 700mm(W) x 420mm(H)		
(c)	Kitchen	Material of sink unit	Stainless steel		
		Material of Water supply system	Copper pipe		

3. 室內裝置 (第3座25樓B單位)					
細項	描述				
(a)	門		用料	裝修物料	配件
		走廊1門	實心木門	木皮、鏡及金屬	門抽、門鎖、門鉸、插恤及門頂
		走廊2門	實心木門	木皮及金屬	門抽、門鎖、門鉸、門頂及插恤
		露台門	鋁框玻璃趟門	氟化碳噴漆層鋁質、雙層中空低輻射鍍膜玻璃	門抽、門鎖及趟門軌
(b)	浴室		類型	用料	
		裝置及設備的類型及用料	洗手盆台面	天然石材	
			洗手盆櫃	木皮、金屬及真皮飾面木製櫃	
			鏡櫃	鏡、木皮、金屬及真皮飾面木製櫃	
			洗手盆水龍頭、毛巾架及廁紙架	鍍鉻	
			洗手盆及坐廁	陶瓷	
		供水系統的類型及用料	冷水供應	銅喉	
			熱水供應	隔熱絕緣保護之銅喉	
		沐浴設施 (包括花灑或浴缸 (如適用的話)) 的類型及用料	花灑套裝	鍍鉻	
			淋浴間	強化玻璃	
			浴缸水龍頭	鍍鉻	
浴缸	搪瓷鑄鋼				
浴缸大小 (如適用的話)	主浴室: 1900 毫米(長) x 900 毫米(闊) x 430 毫米(高) 浴室3: 1600 毫米(長) x 700 毫米(闊) x 420 毫米(高)				
(c)	廚房	洗滌盆的用料	不銹鋼		
		供水系統用料	銅喉		

23 FITTINGS, FINISHES AND APPLIANCES

裝置、裝修物料及設備

3. INTERIOR FITTINGS (Unit B on 25/F of Tower 3)					
Item		Description			
(c)	Kitchen		Material	Finishes	
		Material and finishes of kitchen cabinet	Wooden cabinet	Wood veneer	
		Type of all other fittings and equipment	Brass and metal sink mixer		
(d)	Bedroom	Type and material of fittings (including built-in wardrobe)	Master bedroom: Wooden cabinet with wood veneer, metal, glass and leather finishes Bedroom 1: Wooden wardrobe with wood veneer and leather finishes Bedroom 2: Wooden wardrobe with wood veneer, glass, metal and vinyl finishes Bedroom 3: Wooden cabinet with wood veneer, metal, leather and fabric finishes		
(e)	Telephone	Location and number of connection points	Please refer to the "Schedule of Mechanical and Electrical Provisions of Residential Units"		
(f)	Aerials	Location and number of connection points	Please refer to the "Schedule of Mechanical and Electrical Provisions of Residential Units"		
(g)	Electrical installations	Electrical fittings (including safety devices)	Electrical fittings	Faceplate for all switches and power sockets	
			Safety devices	Three phase electricity supply with miniature circuit breaker distribution boards are provided for residential units	
		Whether conduits are concealed or exposed	Conduits are partly concealed and partly exposed. (Note: Other than those parts of the conduits concealed within concrete, the rest of them are exposed. Exposed conduits may be covered or hidden by false ceilings, bulkheads, cabinets, claddings, non-concrete partition walls, designated pipe ducts or other materials.)		
		Location and number of power points and air-conditioner points	Please refer to the "Schedule of Mechanical & Electrical Provisions of Residential Units"		

3. 室內裝置 (第3座25樓B單位)				
細項		描述		
(c)	廚房		用料	裝修物料
		廚櫃的用料及裝修物料	木製櫃	木皮
		所有其他裝置及設備的類型	銅及金屬製水龍頭	
(d)	睡房	裝置 (包括嵌入式衣櫃) 的類型及用料	主睡房： 木皮、金屬、玻璃及真皮飾面木製櫃 睡房1： 木皮及真皮飾面木製衣櫃 睡房2： 木皮、玻璃、金屬及仿皮飾面木製衣櫃 睡房3： 木皮、金屬、真皮及布藝飾面木製櫃	
(e)	電話	接駁點的位置及數目	請參考「住宅單位機電裝置數量說明表」	
(f)	天線	接駁點的位置及數目	請參考「住宅單位機電裝置數量說明表」	
(g)	電力裝置	供電附件 (包括安全裝置)	供電附件	所有電掣及插座之面板
			安全裝置	住宅單位提供三相電力供應連裝妥微型斷路器之配電箱
		導管是隱藏或外露	導管是部分隱藏及部分外露。(註：除部分隱藏於混凝土內之導管外，其他部分的導管均為外露。外露的導管可能被假天花、假陣、貯藏櫃、覆蓋層板、非混凝土間隔牆、指定之管道槽或其他物料遮蓋或掩藏)	
		電插座及空調機接駁點的位置及數目	請參考「住宅單位機電裝置數量說明表」	

23 FITTINGS, FINISHES AND APPLIANCES

裝置、裝修物料及設備

3. INTERIOR FITTINGS (Unit B on 25/F of Tower 3)			
Item		Description	
(h)	Gas supply	Type	Town Gas
		System	Gas supply pipes are provided and connected to gas hob and gas water heater
		Location	Please refer to the "Schedule of Mechanical & Electrical Provisions of Residential Units"
(i)	Washing machine connection point	Location	Please refer to the "Schedule of Mechanical & Electrical Provisions of Residential Units"
		Design	Water inlet connection point of 22mm diameter and water outlet connection point of 40mm diameter are provided for washing machine
(j)	Water supply	Material of water pipes	Copper pipes are used for cold and hot water supply UPVC pipes for flushing water supply
		Whether water pipes are concealed or exposed	Water pipe are concealed in part and exposed in part. (Note: Other than those parts of water pipes concealed within concrete, the rest of the water pipes are exposed. The exposed water pipes may be covered or hidden by false ceilings, bulkheads, cabinets, claddings, non-concrete partition walls, designated pipe ducts or other materials)
		Whether hot water is available	Hot water is available for kitchen, bathroom and lavatory

3. 室內裝置 (第3座25樓B單位)			
細項		描述	
(h)	氣體供應	類型	煤氣
		系統	提供煤氣喉並接駁至煤氣煮食爐及煤氣熱水爐
		位置	請參閱「住宅單位機電裝置數量說明表」
(i)	洗衣機接駁點	位置	請參閱「住宅單位機電裝置數量說明表」
		設計	洗衣機設有22毫米直徑來水接駁點及40毫米直徑去水接駁點
(j)	供水	水管的用料	冷熱水供應採用銅喉管 沖廁水供應採用膠喉管
		水管是隱藏或外露	水管部分隱藏並部分外露。(註：除部分隱藏於混凝土內之水管外，其他部分的水管均為外露。外露的水管可能被假天花、假陣、貯藏櫃、覆蓋層板、非混凝土隔間牆、指定之管道槽或其他物料遮蓋或掩藏)
		有否熱水供應	於廚房、浴室及廁所有熱水供應

23 FITTINGS, FINISHES AND APPLIANCES

裝置、裝修物料及設備

2. INTERIOR FINISHES (Simplex Unit on 28/F of Tower 1, Duplex Unit on 29/F-30/F of Tower 1, Simplex Unit on 28/F of Tower 2, Duplex Unit on 29/F-30/F of Tower 2, Simplex Unit on 28/F of Tower 3, Duplex Unit on 29/F-30/F of Tower 3, Simplex Unit on 28/F of Tower 5, Duplex Unit on 29/F-30/F of Tower 5 and Simplex Unit on 30/F of Tower 6)					
Item	Description				
(a)	Lobby		Type of wall finishes	Type of floor finishes	Type of ceiling finishes
		Tower main entrance lobby	Natural stone, wood veneer and wallpaper	Natural stone	Gypsum board false ceiling with emulsion paint and wallpaper
		Private lift lobby	No finishes	No finishes	No finishes
		Carpark lift lobby on basement 1 floor and basement 2 floor	Natural stone and wallpaper	Natural stone	Gypsum board false ceiling with emulsion paint and wallpaper
		Carpark shuttle lift lobby	Natural stone	Natural stone	Gypsum board false ceiling with emulsion paint.
		Lift lobby on ground floor for Tower 3, 5, 6 and 8	Tile	Tile	Emulsion paint
		Lobby of residential unit (if lobby is provided)	Not applicable	Not applicable	Not applicable
		Typical lift lobby for residential floor	Homogeneous tile	Homogeneous tile	Gypsum board false ceiling with emulsion paint
		Lift lobby for roof	Homogeneous tile	Homogeneous tile	Gypsum board false ceiling with emulsion paint
(b)	Internal wall and ceiling		Type of wall finishes	Type of ceiling finishes	
		Living room and Dining room	No finishes	No finishes	
		Master Bedroom	No finishes		
		Bedroom	No finishes		

2. 室內裝修物料(第1座28樓單層單位、第1座29-30樓複式單位、第2座28樓單層單位、第2座29-30樓複式單位、第3座28樓單層單位、第3座29-30樓複式單位、第5座28樓單層單位、第5座29-30樓複式單位及第6座30樓單層單位)					
細項	描述				
(a)	大堂		牆壁的裝修物料的類型	地板的裝修物料的類型	天花板的裝修物料的類型
		住宅大樓主要入口大堂	天然石材、木皮及牆紙	天然石材	髹乳膠漆之石膏板假天花及牆紙
		私人升降機大堂	沒有裝修物料	沒有裝修物料	沒有裝修物料
		地庫1層及地庫2層之停車場升降機大堂	天然石材及牆紙	天然石材	髹乳膠漆之石膏板假天花及牆紙
		停車場穿梭升降機大堂	天然石材	天然石材	髹乳膠漆之石膏板假天花
		第3、5、6及8座地下升降機大堂	瓷磚	瓷磚	髹乳膠漆
		住宅單位之門廊(如提供門廊)	不適用	不適用	不適用
		住宅樓層標準升降機大堂	均質磚	均質磚	髹乳膠漆之石膏板假天花
		天台升降機大堂	均質磚	均質磚	髹乳膠漆之石膏板假天花
		(b)	內牆及天花板		牆壁的裝修物料的類型
客廳及飯廳	沒有裝修物料			沒有裝修物料	
主睡房	沒有裝修物料				
睡房	沒有裝修物料				

23 FITTINGS, FINISHES AND APPLIANCES

裝置、裝修物料及設備

2. INTERIOR FINISHES (Simplex Unit on 28/F of Tower 1, Duplex Unit on 29/F-30/F of Tower 1, Simplex Unit on 28/F of Tower 2, Duplex Unit on 29/F-30/F of Tower 2, Simplex Unit on 28/F of Tower 3, Duplex Unit on 29/F-30/F of Tower 3, Simplex Unit on 28/F of Tower 5, Duplex Unit on 29/F-30/F of Tower 5 and Simplex Unit on 30/F of Tower 6)						
Item		Description				
(c)	Internal floor		Material of Floor		Material of Skirting	
		Living room and Dining room	No finishes		No finishes	
		Bedroom	No finishes		No finishes	
(d)	Bathroom		Type of wall finishes (on exposed surface)	Type of floor finishes (on exposed surface)	Type of ceiling finishes (on exposed surface)	
		Master bathroom	No finishes	No finishes	No finishes	
		Bathroom	No finishes	No finishes	No finishes	
		Whether the wall finishes run up to the ceiling	Not applicable			
(e)	Kitchen		Type of wall finishes (on exposed surface)	Type of floor finishes (on exposed surface)	Type of ceiling finishes (on exposed surface)	Type of cooking bench finishes
			No finishes	No finishes	No finishes	No finishes
		Whether the wall finishes run up to the ceiling	Not applicable			

2. 室內裝修物料(第1座28樓單層單位、第1座29-30樓複式單位、第2座28樓單層單位、第2座29-30樓複式單位、第3座28樓單層單位、第3座29-30樓複式單位、第5座28樓單層單位、第5座29-30樓複式單位及第6座30樓單層單位)						
細項		描述				
(c)	內部地板		地板的用料		牆腳線的用料	
		客廳及飯廳	沒有裝修物料		沒有裝修物料	
		睡房	沒有裝修物料		沒有裝修物料	
(d)	浴室		牆壁的裝修物料的类型(於外露部份)	地板的裝修物料的类型(於外露部份)	天花板的裝修物料的类型(於外露部份)	
		主浴室	沒有裝修物料	沒有裝修物料	沒有裝修物料	
		浴室	沒有裝修物料	沒有裝修物料	沒有裝修物料	
		牆壁的裝修物料是否鋪至天花板	不適用			
(e)	廚房		牆壁裝修物料的类型(於外露部份)	地板裝修物料的类型(於外露部份)	天花板裝修物料的类型(於外露部份)	灶台裝修物料的类型
			沒有裝修物料	沒有裝修物料	沒有裝修物料	沒有裝修物料
		牆壁的裝修物料是否鋪至天花板	不適用			

23 FITTINGS, FINISHES AND APPLIANCES

裝置、裝修物料及設備

3. INTERIOR FITTINGS (Simplex Unit on 28/F of Tower 1, Duplex Unit on 29/F-30/F of Tower 1, Simplex Unit on 28/F of Tower 2, Duplex Unit on 29/F-30/F of Tower 2, Simplex Unit on 28/F of Tower 3, Duplex Unit on 29/F-30/F of Tower 3, Simplex Unit on 28/F of Tower 5, Duplex Unit on 29/F-30/F of Tower 5 and Simplex Unit on 30/F of Tower 6)					
Item	Description	Material	Finishes	Accessories	
(a)	Door	Kitchen door	Solid core fire rated timber door with vision panel	No finishes	Door handle, door hinge, door closer and smoke seal
		Kitchen to lift lobby door	Solid core fire rated timber door	No finishes	Door handle, door hinge, door closer and smoke seal
		Corridor 1 door Corridor 2 door Corridor 3 door Corridor 4 door Corridor 5 door Corridor 6 door	Solid core fire rated timber door	No finishes	Door handle, door hinge, door closer and smoke seal
		Balcony door	Aluminium framed sliding glass door	Fluorocarbon coated aluminium, insulated-glass unit (IGU) with low-emissivity coating	Door handle, lockset and sliding door track
		Flat roof door	Aluminium framed glass door	Fluorocarbon coated aluminium, insulated-glass unit (IGU) with low-emissivity coating	Door handle, lockset, door hinge and door stopper
		For the following units: - Dining room of Unit A on 28/F (Simplex) and Dining room, Utility room, Corridor 3 and Corridor 4 of Unit A on 29/F & 30/F (Duplex) of Tower 1 - Dining room of Unit A on 28/F (Simplex) and Dining room, Utility room and Corridor 4 of Unit A on 29/F & 30/F (Duplex) of Tower 2 - Kitchen of Unit A on 28/F (Simplex) and Bathroom 2 of Unit A on 29/F & 30/F (Duplex) of Tower 3 - Utility room 2 of Unit A on 28/F (Simplex) and Corridor 2 and Corridor 3 of Unit A on 29/F & 30/F (Duplex) of Tower 5 - Bedroom 3 of Unit A on 30/F (Simplex) of Tower 6			
		Aluminium framed sliding glass door	Fluorocarbon coated aluminium, insulated-glass unit (IGU) with low-emissivity coating	Door handle, lockset and sliding door track	
		For the following units: - Corridor 4 of Unit A on 29/F & 30/F (Duplex) of Tower 3			
		Aluminium framed bi-folding glass door	Fluorocarbon coated aluminium, insulated-glass unit (IGU) with low-emissivity coating	Door handle, lockset, door hinge and sliding door track	
		For the following units: - Living room of Unit A on 28/F (Simplex) and 29/F & 30/F (Duplex) of Tower 1, Tower 2 and Tower 3 and Unit A on 28/F (Simplex) of Tower 5 - Dining room of Unit A on 30/F (Simplex) of Tower 6			

3. 室內裝置(第1座28樓單層單位、第1座29-30樓複式單位、第2座28樓單層單位、第2座29-30樓複式單位、第3座28樓單層單位、第3座29-30樓複式單位、第5座28樓單層單位、第5座29-30樓複式單位及第6座30樓單層單位)					
細項	描述	用料	裝修物料	配件	
(a)	門	廚房門	實心防火木門連視窗	沒有裝修物料	門抽、門鉸、氣鼓及防煙條
		廚房通往升降機大堂門	實心防火木門	沒有裝修物料	門抽、門鉸、氣鼓及防煙條
		走廊1門 走廊2門 走廊3門 走廊4門 走廊5門 走廊6門	實心防火木門	沒有裝修物料	門抽、門鉸、氣鼓及防煙條
		露台門	鋁框玻璃趟門	氟化碳噴漆層鋁質、雙層中空低輻射鍍膜玻璃	門抽、門鎖及趟門軌
		平台門	鋁框玻璃門	氟化碳噴漆層鋁質、雙層中空低輻射鍍膜玻璃	門抽、門鎖、門鉸及門頂
		以下單位： - 第1座28樓(單層)A單位之飯廳及29樓及30樓(複式)A單位之飯廳、工作間、走廊3及走廊4 - 第2座28樓(單層)A單位之飯廳及29樓及30樓(複式)A單位之飯廳、工作間及走廊4 - 第3座28樓(單層)A單位之廚房及29樓及30樓(複式)A單位之浴室2 - 第5座28樓(單層)A單位之工作間2及29樓及30樓(複式)A單位之走廊2及走廊3 - 第6座30樓(單層)A單位之睡房3			
		鋁框玻璃趟門	氟化碳噴漆層鋁質、雙層中空低輻射鍍膜玻璃	門抽、門鎖及趟門軌	
		以下單位： - 第3座29樓及30樓(複式)A單位之走廊4			
		鋁框玻璃雙摺門	氟化碳噴漆層鋁質、雙層中空低輻射鍍膜玻璃	門抽、門鎖、門鉸及趟門軌	
		以下單位： - 第1座、第2座及第3座28樓(單層)及29樓及30樓(複式)A單位及第5座28樓(單層)A單位之客廳 - 第6座30樓(單層)A單位之飯廳			

23 FITTINGS, FINISHES AND APPLIANCES

裝置、裝修物料及設備

3. INTERIOR FITTINGS (Simplex Unit on 28/F of Tower 1, Duplex Unit on 29/F-30/F of Tower 1, Simplex Unit on 28/F of Tower 2, Duplex Unit on 29/F-30/F of Tower 2, Simplex Unit on 28/F of Tower 3, Duplex Unit on 29/F-30/F of Tower 3, Simplex Unit on 28/F of Tower 5, Duplex Unit on 29/F-30/F of Tower 5 and Simplex Unit on 30/F of Tower 6)				
Item	Description			
		Type	Material	
(b)	Bathroom	Type and material of fittings and equipment	Wash Basin	Stainless Steel
			Basin mixer	Chrome plated
			Water closet	Vitreous china
		Type and material of water supply system	Cold water supply	Copper water pipes
			Hot water supply	Not applicable
		Type and material of bathing facilities (including shower or bath tub, if applicable)	Shower mixer	Chrome plated
		Size of bath tub, if applicable	Not applicable	
(c)	Kitchen	Material of sink unit	Stainless steel	
		Material of Water supply system	Copper pipe	

3. 室內裝置(第1座28樓單層單位、第1座29-30樓複式單位、第2座28樓單層單位、第2座29-30樓複式單位、第3座28樓單層單位、第3座29-30樓複式單位、第5座28樓單層單位、第5座29-30樓複式單位及第6座30樓單層單位)				
細項	描述			
		類型	用料	
(b)	浴室	裝置及設備的類型及用料	洗手盆	不銹鋼
			洗手盆水龍頭	鍍鉻
			坐廁	陶瓷
		供水系統的類型及用料	冷水供應	銅喉
			熱水供應	不適用
		沐浴設施(包括花灑或浴缸(如適用的話))的類型及用料	花灑水龍頭	鍍鉻
		浴缸大小(如適用的話)	不適用	
(c)	廚房	洗滌盆的用料	不銹鋼	
		供水系統用料	銅喉	

23 FITTINGS, FINISHES AND APPLIANCES

裝置、裝修物料及設備

3. INTERIOR FITTINGS (Simplex Unit on 28/F of Tower 1, Duplex Unit on 29/F-30/F of Tower 1, Simplex Unit on 28/F of Tower 2, Duplex Unit on 29/F-30/F of Tower 2, Simplex Unit on 28/F of Tower 3, Duplex Unit on 29/F-30/F of Tower 3, Simplex Unit on 28/F of Tower 5, Duplex Unit on 29/F-30/F of Tower 5 and Simplex Unit on 30/F of Tower 6)					
Item		Description			
(c)	Kitchen		Material	Finishes	
		Material and finishes of kitchen cabinet	Not applicable	Not applicable	
		Type of all other fittings and equipment	Not applicable		
(d)	Bedroom	Type and material of fittings (including built-in wardrobe)	Not applicable		
(e)	Telephone	Location and number of connection points	Please refer to the “Schedule of Mechanical and Electrical Provisions of Residential Units”		
(f)	Aerials	Location and number of connection points	Please refer to the “Schedule of Mechanical and Electrical Provisions of Residential Units”		
(g)	Electrical installations	Electrical fittings (including safety devices)	Electrical fittings	Faceplate for all switches	
			Safety devices	Three phase electricity supply with miniature circuit breaker distribution boards are provided for residential units	
		Whether conduits are concealed or exposed	Conduits are partly concealed and partly exposed. (Note: Other than those parts of the conduits concealed within concrete, the rest of them are exposed. Exposed conduits may be covered or hidden by false ceilings, bulkheads, cabinets, claddings, non-concrete partition walls, designated pipe ducts or other materials.)		
		Location and number of power points and air-conditioner points	Please refer to the “Schedule of Mechanical & Electrical Provisions of Residential Units”		

3. 室內裝置(第1座28樓單層單位、第1座29-30樓複式單位、第2座28樓單層單位、第2座29-30樓複式單位、第3座28樓單層單位、第3座29-30樓複式單位、第5座28樓單層單位、第5座29-30樓複式單位及第6座30樓單層單位)				
細項		描述		
(c)	廚房		用料	裝修物料
		廚櫃的用料及裝修物料	不適用	不適用
		所有其他裝置及設備的類型	不適用	
(d)	睡房	裝置(包括嵌入式衣櫃)的類型及用料	不適用	
(e)	電話	接駁點的位置及數目	請參考「住宅單位機電裝置數量說明表」	
(f)	天線	接駁點的位置及數目	請參考「住宅單位機電裝置數量說明表」	
(g)	電力裝置	供電附件(包括安全裝置)	供電附件	所有電掣之面板
			安全裝置	住宅單位提供三相電力供應連裝妥微型斷路器之配電箱
		導管是隱藏或外露	導管是部分隱藏及部分外露。(註：除部分隱藏於混凝土內之導管外，其他部分的導管均為外露。外露的導管可能被假天花、假陣、貯藏櫃、覆蓋層板、非混凝土間隔牆、指定之管道槽或其他物料遮蓋或掩藏)	
		電插座及空調機接駁點的位置及數目	請參考「住宅單位機電裝置數量說明表」	

23 FITTINGS, FINISHES AND APPLIANCES

裝置、裝修物料及設備

3. INTERIOR FITTINGS (Simplex Unit on 28/F of Tower 1, Duplex Unit on 29/F-30/F of Tower 1, Simplex Unit on 28/F of Tower 2, Duplex Unit on 29/F-30/F of Tower 2, Simplex Unit on 28/F of Tower 3, Duplex Unit on 29/F-30/F of Tower 3, Simplex Unit on 28/F of Tower 5, Duplex Unit on 29/F-30/F of Tower 5 and Simplex Unit on 30/F of Tower 6)			
Item	Description		
(h)	Gas supply	Type	Town Gas
		System	Gas supply pipes are provided
		Location	Please refer to the "Schedule of Mechanical & Electrical Provisions of Residential Units"
(i)	Washing machine connection point	Location	Please refer to the "Schedule of Mechanical & Electrical Provisions of Residential Units"
		Design	Water inlet connection point of 22mm diameter and water outlet connection point of 40mm diameter are provided for washing machine
(j)	Water supply	Material of water pipes	Copper pipes are used for cold water supply UPVC pipes for flushing water supply
		Whether water pipes are concealed or exposed	Water pipe are concealed in part and exposed in part. (Note: Other than those parts of water pipes concealed within concrete, the rest of the water pipes are exposed. The exposed water pipes may be covered or hidden by false ceilings, bulkheads, cabinets, claddings, non-concrete partition walls, designated pipe ducts or other materials)
		Whether hot water is available	No

3. 室內裝置(第1座28樓單層單位、第1座29-30樓複式單位、第2座28樓單層單位、第2座29-30樓複式單位、第3座28樓單層單位、第3座29-30樓複式單位、第5座28樓單層單位、第5座29-30樓複式單位及第6座30樓單層單位)			
細項	描述		
(h)	氣體供應	類型	煤氣
		系統	提供煤氣喉
		位置	請參閱「住宅單位機電裝置數量說明表」
(i)	洗衣機接駁點	位置	請參閱「住宅單位機電裝置數量說明表」
		設計	洗衣機設有22毫米直徑來水接駁點及40毫米直徑去水接駁點
(j)	供水	水管的用料	冷水供應採用銅喉管 沖廁水供應採用膠喉管
		水管是隱藏或外露	水管部分隱藏並部分外露。(註：除部分隱藏於混凝土內之水管外，其他部分的水管均為外露。外露的水管可能被假天花、假陣、貯藏櫃、覆蓋層板、非混凝土隔間牆、指定之管道槽或其他物料遮蓋或掩藏)
		有否熱水供應	否

23 FITTINGS, FINISHES AND APPLIANCES

裝置、裝修物料及設備

2. INTERIOR FINISHES (Unit A on 2/F of Tower 1)					
Item	Description				
(a)	Lobby		Type of wall finishes	Type of floor finishes	Type of ceiling finishes
		Tower main entrance lobby	Natural stone, wood veneer and wallpaper	Natural stone	Gypsum board false ceiling with emulsion paint and wallpaper
		Private lift lobby	Natural stone, wood veneer, metal and vinyl	Natural stone and engineered timber	Gypsum board false ceiling with emulsion paint and wood veneer
		Carpark lift lobby on basement 1 floor and basement 2 floor	Natural stone and wallpaper	Natural stone	Gypsum board false ceiling with emulsion paint and wallpaper
		Carpark shuttle lift lobby	Natural stone	Natural stone	Gypsum board false ceiling with emulsion paint.
		Lobby of residential unit (if lobby is provided)	Emulsion paint	Natural stone	Gypsum board false ceiling with emulsion paint
		Typical lift lobby for residential floor	Homogeneous tile	Homogeneous tile	Gypsum board false ceiling with emulsion paint
		Lift lobby for roof	Homogeneous tile	Homogeneous tile	Gypsum board false ceiling with emulsion paint
(b)	Internal wall and ceiling		Type of wall finishes (on exposed surface)	Type of ceiling finishes	
		Living room and Dining room	Emulsion paint where exposed, plywood and partial no finishes		
		Master Bedroom			
		Bedroom 1			
		Bedroom 2			
		Bedroom 3			

2. 室內裝修物料(第1座2樓A單位)					
細項	描述				
(a)	大堂		牆壁的裝修物料的類型	地板的裝修物料的類型	天花板的裝修物料的類型
		住宅大樓主要入口大堂	天然石材、木皮及牆紙	天然石材	髹乳膠漆之石膏板假天花及牆紙
		私人升降機大堂	天然石材、木皮、金屬及仿皮	天然石材及複合木	髹乳膠漆之石膏板假天花及木皮
		地庫1層及地庫2層之停車場升降機大堂	天然石材及牆紙	天然石材	髹乳膠漆之石膏板假天花及牆紙
		停車場穿梭升降機大堂	天然石材	天然石材	髹乳膠漆之石膏板假天花
		住宅單位之門廊(如提供門廊)	乳膠漆	天然石材	髹乳膠漆之石膏板假天花
		住宅樓層標準升降機大堂	均質磚	均質磚	髹乳膠漆之石膏板假天花
		天台升降機大堂	均質磚	均質磚	髹乳膠漆之石膏板假天花
(b)	內牆及天花板		牆壁的裝修物料的類型(於外露部份)	天花板的裝修物料的類型	
		客廳及飯廳	外露牆身髹乳膠漆, 夾板及部份沒有裝修物料		
		主睡房			
		睡房1			
		睡房2			

23 FITTINGS, FINISHES AND APPLIANCES

裝置、裝修物料及設備

2. INTERIOR FINISHES (Unit A on 2/F of Tower 1)						
Item	Description					
(c)	Internal floor		Material of Floor		Material of Skirting	
		Living room and Dining room	Natural stone		No finishes	
		Bedroom	Engineered timber flooring and partial no finishes		No finishes	
(d)	Bathroom		Type of wall finishes (on exposed surface)	Type of floor finishes (on exposed surface)	Type of ceiling finishes (on exposed surface)	
		Master bathroom	Natural stone, mirror and metal (those areas covered by basin cabinet and mirror cabinet finished with tiles)	Natural stone	Gypsum board false ceiling finished with emulsion paint	
		Bathroom	Natural stone (those areas covered by basin cabinet and mirror cabinet finished with tiles)	Natural stone	Gypsum board false ceiling finished with emulsion paint	
		Whether the wall finishes run up to the ceiling	Run up to false ceiling level			
(e)	Kitchen		Type of wall finishes (on exposed surface)	Type of floor finishes (on exposed surface)	Type of ceiling finishes (on exposed surface)	Type of cooking bench finishes
			Natural stone (wall behind kitchen appliances and those area covered by kitchen cabinet finished with tiles)	Natural stone	Gypsum board false ceiling finished with emulsion paint	Natural stone
		Whether the wall finishes run up to the ceiling	Run up to false ceiling level			

2. 室內裝修物料(第1座2樓A單位)						
細項	描述					
(c)	內部地板		地板的用料	牆腳線的用料		
		客廳及飯廳	天然石材	沒有裝修物料		
		睡房	複合木地板及部份沒有裝修物料	沒有裝修物料		
(d)	浴室		牆壁的裝修物料的类型(於外露部份)	地板的裝修物料的类型(於外露部份)	天花板的裝修物料的类型(於外露部份)	
		主浴室	天然石材、鏡及金屬(洗手盤櫃及鏡櫃遮蓋的範圍鋪砌瓷磚)	天然石材	髹乳膠漆之石膏板假天花	
		浴室	天然石材(洗手盤櫃及鏡櫃遮蓋的範圍鋪砌瓷磚)	天然石材	髹乳膠漆之石膏板假天花	
		牆壁的裝修物料是否鋪至天花板	鋪至假天花水平			
(e)	廚房		牆壁裝修物料的类型(於外露部份)	地板裝修物料的类型(於外露部份)	天花板裝修物料的类型(於外露部份)	灶台裝修物料的类型
			天然石材(廚房設備後牆壁及廚櫃遮蓋的範圍鋪砌瓷磚)	天然石材	髹乳膠漆之石膏板假天花	天然石材
		牆壁的裝修物料是否鋪至天花板	鋪至假天花水平			

23 FITTINGS, FINISHES AND APPLIANCES

裝置、裝修物料及設備

3. INTERIOR FITTINGS (Unit A on 2/F of Tower 1)				
Item	Description			
		Material	Finishes	Accessories
(a) Door	Unit main entrance door	Solid core fire rated timber door	Vinyl, metal and emulsion paint	Concealed door hinge, concealed door closer and smoke seal
	Utility room to lift lobby door	Solid core fire rated timber door	Wood veneer and metal	Door handle, lockset, door hinge, concealed door closer, door stopper, smoke seal and eye viewer
	Private lift lobby to lift lobby door	Solid core fire rated timber door	Wood veneer	Door handle, lockset, concealed door hinge, concealed door closer, door stopper and smoke seal
	Master bathroom door	Solid core timber door	Wood veneer and metal	Concealed door handle, lockset and sliding door track
	Bathroom Door	Solid core timber door with timber louver	Wood veneer, metal and timber louver	Door handle, lockset, door hinge and door stopper
	Lavatory door	Metal frame glass door with metal louver	Metal, frosted glass and metal louver	Lockset, door hinge and sliding door track
	Kitchen door	Solid core fire rated timber door with vision panel	Wood veneer, metal and fire rated glass	Concealed door handle, door hinge, concealed door closer, door stopper and smoke seal
	Kitchen to utility room door	Solid core timber door with vision panel	Wood veneer, metal and glass	Concealed door handle, door hinge, concealed door closer and door stopper
	Master bedroom door	Solid core timber door	Wood veneer and metal	Door handle, lockset and door hinge
	Bedroom door	Solid core timber door	Wood veneer and metal	Door handle, lockset and door hinge
	Storeroom 1 and 2 door	Metal frame glass door with metal louver	Metal, frosted glass and metal louver	Lockset, door hinge and sliding door track

3. 室內裝置(第1座2樓A單位)				
細項	描述			
		用料	裝修物料	配件
(a) 門	單位之主入口大門	實心防火木門	仿皮、金屬及髹乳膠漆	暗門鉸、暗氣鼓及防煙條
	工作間通往升降機大堂門	實心防火木門	木皮及金屬	門抽、門鎖、門鉸、暗氣鼓、門頂、防煙條及防盜眼
	私人升降機大堂通往升降機大堂門	實心防火木門	木皮	門抽、門鎖、暗門鉸、暗氣鼓、門頂及防煙條
	主浴室門	實心木門	木皮及金屬	暗門抽、門鎖及趟門軌
	浴室門	實心木門連木百葉	木皮、金屬及木百葉	門抽、門鎖、門鉸及門頂
	廁所門	金屬框玻璃門連金屬百葉	金屬、磨砂玻璃及金屬百葉	門鎖、門鉸及趟門軌
	廚房門	實心防火木門連視窗	木皮、金屬及防火玻璃	暗門抽、門鉸、暗氣鼓、門頂及防煙條
	廚房通往工作間門	實心木門連視窗	木皮、金屬及玻璃	暗門抽、門鉸、暗氣鼓及門頂
	主睡房門	實心木門	木皮及金屬	門抽、門鎖及門鉸
	睡房門	實心木門	木皮及金屬	門抽及門鎖
	儲物房1及2門	金屬框玻璃門連金屬百葉	金屬、磨砂玻璃及金屬百葉	門鎖、門鉸及趟門軌

23 FITTINGS, FINISHES AND APPLIANCES

裝置、裝修物料及設備

3. INTERIOR FITTINGS (Unit A on 2/F of Tower 1)					
Item	Description				
(a)	Door	Bedroom 3 flat roof door	Aluminium framed glass door	Fluorocarbon coated aluminium, insulated-glass unit (IGU) with low-emissivity coating	Door handle, lockset, door hinge and door stopper
		Living room flat roof door	Aluminium framed sliding glass door	Fluorocarbon coated aluminium, insulated-glass unit (IGU) with low-emissivity coating	Door handle, lockset and sliding door track
(b)	Bathroom		Type	Material	
		Type and material of fittings and equipment	Basin countertop	Natural stone	
			Basin cabinet	Wooden cabinet in wood veneer, metal and leather finishes	
			Mirror cabinet	Wooden cabinet in mirror, wood veneer, metal and leather finishes	
			Basin mixer, towel bar and toilet paper holder	Chrome plated	
			Wash basin and water closet	Vitreous china	
			Type and material of water supply system	Cold water supply	Copper water pipes
		Hot water supply		Copper water pipes with thermal insulation	
		Type and material of bathing facilities (including shower or bath tub, if applicable)	Shower set	Chrome plated	
			Shower compartment	Tempered glass	
Bath mixer	Chrome plated				
Bath tub	Enameled steel				
Size of bath tub, if applicable	Master bathroom: 1600mm(L) x 700mm(W) x 420mm(H)				
(c)	Kitchen	Material of sink unit	Stainless steel		
		Material of water supply system	Copper pipe		

3. 室內裝置 (第1座2樓A單位)					
細項	描述				
(a)	門		用料	裝修物料	配件
		睡房3平台門	鋁框玻璃門	氟化碳噴漆層鋁質、雙層中空低輻射鍍膜玻璃	門抽、門鎖、門鉸及門頂
		客廳平台門	鋁框玻璃趟門	氟化碳噴漆層鋁質、雙層中空低輻射鍍膜玻璃	門抽、門鎖及趟門軌
(b)	浴室		類型	用料	
		裝置及設備的類型及用料	洗手盆台面	天然石材	
			洗手盆櫃	木皮、金屬及真皮飾面木製櫃	
			鏡櫃	鏡、木皮、金屬及真皮飾面木製櫃	
			洗手盆水龍頭、毛巾架及廁紙架	鍍鉻	
			洗手盆及坐廁	陶瓷	
		供水系統的類型及用料	冷水供應	銅喉	
			熱水供應	隔熱絕緣保護之銅喉	
		沐浴設施(包括花灑或浴缸(如適用的話))的類型及用料	花灑套裝	鍍鉻	
			淋浴間	強化玻璃	
浴缸水龍頭	鍍鉻				
浴缸	搪瓷鑄鋼				
浴缸大小(如適用的話)	主浴室： 1600毫米(長)x 700毫米(闊)x 420毫米(高)				
(c)	廚房	洗滌盆的用料	不銹鋼		
		供水系統用料	銅喉		

23 FITTINGS, FINISHES AND APPLIANCES

裝置、裝修物料及設備

3. INTERIOR FITTINGS (Unit A on 2/F of Tower 1)					
Item		Description			
(c)	Kitchen		Material	Finishes	
		Material and finishes of kitchen cabinet	Wooden cabinet	Plastic laminate and acrylic	
		Type of all other fittings and equipment	Chrome plated sink mixer		
(d)	Bedroom	Type and material of fittings (including built-in wardrobe)	Not applicable		
(e)	Telephone	Location and number of connection points	Please refer to the "Schedule of Mechanical and Electrical Provisions of Residential Units"		
(f)	Aerials	Location and number of connection points	Please refer to the "Schedule of Mechanical and Electrical Provisions of Residential Units"		
(g)	Electrical installations	Electrical fittings (including safety devices)	Electrical fittings	Faceplate for all switches and power sockets (Except living/dining room, corridor, master bedroom, bedroom 1, bedroom 2 and bedroom 3)	
			Safety devices	Three phase electricity supply with miniature circuit breaker distribution boards are provided for residential units	
		Whether conduits are concealed or exposed	Conduits are partly concealed and partly exposed. (Note: Other than those parts of the conduits concealed within concrete, the rest of them are exposed. Exposed conduits may be covered or hidden by false ceilings, bulkheads, cabinets, claddings, non-concrete partition walls, designated pipe ducts or other materials.)		
		Location and number of power points and air-conditioner points	Please refer to the "Schedule of Mechanical & Electrical Provisions of Residential Units"		

3. 室內裝置(第1座2樓A單位)				
細項		描述		
(c)	廚房		用料	裝修物料
		廚櫃的用料及裝修物料	木製櫃	膠板及亞克力
		所有其他裝置及設備的類型	鍍鉻水龍頭	
(d)	睡房	裝置(包括嵌入式衣櫃)的類型及用料	不適用	
(e)	電話	接駁點的位置及數目	請參考「住宅單位機電裝置數量說明表」	
(f)	天線	接駁點的位置及數目	請參考「住宅單位機電裝置數量說明表」	
(g)	電力裝置	供電附件(包括安全裝置)	供電附件	所有電掣及插座之面板(不包括客廳、飯廳、走廊、主睡房、睡房1、睡房2及睡房3)
			安全裝置	住宅單位提供三相電力供應連裝妥微型斷路器之配電箱
		導管是隱藏或外露	導管是部分隱藏及部分外露。(註:除部分隱藏於混凝土內之導管外,其他部分的導管均為外露。外露的導管可能被假天花、假陣、貯藏櫃、覆蓋層板、非混凝土間隔牆、指定之管道槽或其他物料遮蓋或掩藏)	
		電插座及空調機接駁點的位置及數目	請參考「住宅單位機電裝置數量說明表」	

23 FITTINGS, FINISHES AND APPLIANCES

裝置、裝修物料及設備

3. INTERIOR FITTINGS (Unit A on 2/F of Tower 1)			
Item		Description	
(h)	Gas supply	Type	Town Gas
		System	Gas supply pipes are provided and connected to gas hob and gas water heater
		Location	Please refer to the "Schedule of Mechanical & Electrical Provisions of Residential Units"
(i)	Washing machine connection point	Location	Please refer to the "Schedule of Mechanical & Electrical Provisions of Residential Units"
		Design	Water inlet connection point of 22mm diameter and water outlet connection point of 40mm diameter are provided for washing machine
(j)	Water supply	Material of water pipes	Copper pipes are used for cold and hot water supply UPVC pipes for flushing water supply
		Whether water pipes are concealed or exposed	Water pipe are concealed in part and exposed in part. (Note: Other than those parts of water pipes concealed within concrete, the rest of the water pipes are exposed. The exposed water pipes may be covered or hidden by false ceilings, bulkheads, cabinets, claddings, non-concrete partition walls, designated pipe ducts or other materials)
		Whether hot water is available	Hot water is available for kitchen, bathroom and lavatory

3. 室內裝置 (第1座2樓A單位)			
細項		描述	
(h)	氣體供應	類型	煤氣
		系統	提供煤氣喉並接駁至煤氣煮食爐及煤氣熱水爐
		位置	請參閱「住宅單位機電裝置數量說明表」
(i)	洗衣機接駁點	位置	請參閱「住宅單位機電裝置數量說明表」
		設計	洗衣機設有22毫米直徑來水接駁點及40毫米直徑去水接駁點
(j)	供水	水管的用料	冷熱水供應採用銅喉管 沖廁水供應採用膠喉管
		水管是隱藏或外露	水管部分隱藏並部分外露。(註：除部分隱藏於混凝土內之水管外，其他部分的水管均為外露。外露的水管可能被假天花、假陣、貯藏櫃、覆蓋層板、非混凝土隔間牆、指定之管道槽或其他物料遮蓋或掩藏)
		有否熱水供應	於廚房、浴室及廁所有熱水供應

23 FITTINGS, FINISHES AND APPLIANCES

裝置、裝修物料及設備

4. MISCELLANEOUS							
Item		Description					
(a)	Lifts	Residential Lift	Brand name and model number	Brand Name	Schindler		
				Model number	5500		
			Number of Residential Lift			31	
					Tower	Lift No.	No. of floors served
			Floors served by the lifts		1	T1-1, T1-2	B2/F, B1/F, G/F, 2/F-3/F, 5/F-12/F, 15/F-23/F, 25/F-27/F
						T1-3	B2/F, B1/F, G/F, E&M/F, 1/F-3/F, 5/F-12/F, 15/F-23/F, 25/F-30/F, R/F
						T1-4, T1-5	B2/F, B1/F, G/F, 2/F-3/F, 5/F-12/F, 15/F-23/F, 25/F-29/F
						T1-D	29/F, 30/F
					2	T2-1, T2-2	B2/F, B1/F, G/F, 2/F-3/F, 5/F-12/F, 15/F-23/F, 25/F-29/F
						T2-3	B2/F, B1/F, G/F, E&M/F, 1/F-3/F, 5/F-12/F, 15/F-23/F, 25/F-30/F, R/F
						T2-4, T2-5	B2/F, B1/F, G/F, 2/F-3/F, 5/F-12/F, 15/F-23/F, 25/F-27/F
						T2-D	29/F, 30/F
				3	T3-1, T3-2	B2/F, B1/F, UG/F, 1/F-3/F, 5/F-12/F, 15/F-23/F, 25/F-28/F	
					T3-3	B2/F, B1/F, G/F, UG/F, 1/F-3/F, 5/F-12/F, 15/F-23/F, 25/F-30/F, R/F	
					T3-4, T3-5	B2/F, B1/F, UG/F, 1/F-3/F, 5/F-12/F, 15/F-23/F, 25/F-27/F, 29/F	
					T3-D	29/F, 30/F	
				5	T5-1, T5-2	B2/F, B1/F, UG/F, 1/F-3/F, 5/F-12/F, 15/F-23/F, 25/F-27/F	
					T5-3	B2/F, B1/F, G/F, UG/F, 1/F-3/F, 5/F-12/F, 15/F-23/F, 25/F-30/F, R/F	
					T5-4, T5-5	B2/F, B1/F, UG/F, 1/F-3/F, 5/F-12/F, 15/F-23/F, 25/F-29/F	
					T5-D	29/F, 30/F	
				6	T6-1	B2/F, B1/F, UG/F, 1/F-3/F, 5/F-12/F, 15/F-23/F, 25/F-29/F	
					T6-2	B2/F, B1/F, G/F, UG/F, 1/F-3/F, 5/F-12/F, 15/F-23/F, 25/F-30/F, R/F	
					T6-3	B2/F, B1/F, UG/F, 1/F-3/F, 5/F-12/F, 15/F-23/F, 25/F-30/F	
			T6-4	B2/F, B1/F, UG/F, 1/F-3/F, 5/F-12/F, 15/F-23/F, 25/F-30/F			
		8	T8-1	G/F, UG/F, 1/F-3/F, 5/F-12/F, 15/F-23/F, 25/F-32/F, R/F			
			T8-2, T8-3	UG/F, 1/F-3/F, 5/F-12/F, 15/F-23/F, 25/F-32/F			
(b)	Letter Box	Residential Shuttle Lift	Brand name and model number	Brand Name	Schindler		
				Model number	5500		
			Number of Residential Shuttle Lift			4	
					Location	Lift No.	No. of floors served
			Floors served by the lifts		Clubhouse	C1	B2/F, B1/F, G/F, 1/F
		Podium and carpark	SH-1, SH-2, SH-3	B2/F, B1/F, G/F			
(c)	Refuse collection	Material	Stainless steel				
(c)	Refuse collection	Means of refuse collection	Refuse will be collected by cleaner				
		Location of refuse room	Refuse storage and material recovery room is located at each residential floor Refuse storage and material recovery chamber is located at B1/F.				
(d)	Water meter, electricity meter and gas meter		Water meter	Electricity meter	Gas meter		
		Location	Water Meter Cabinet	Electric Meter Cabinet	Inside kitchen (Not applicable to Simplex Unit on 30/F of Tower 6)		
		Whether they are separate or communal meters for residential properties	Separate meter	Separate meter	Separate meter (Not applicable to Simplex Unit on 30/F of Tower 6)		

The Vendor undertakes that if lifts or appliances of the specified brand name or model number are not installed in the Development, lifts or appliances of comparable quality will be installed.

23 FITTINGS, FINISHES AND APPLIANCES

裝置、裝修物料及設備

4. 雜項						
細項		描述				
(a)	升降機	住宅升降機	品牌名稱及產品型號	品牌名稱	迅達	
				產品型號	5500	
			住宅升降機的數目	31		
			升降機到達的樓層	座數	編號	到達的樓層
			1	T1-1, T1-2	地庫2層、地庫1層、地下、2樓至3樓、5樓至12樓、15樓至23樓、25樓至27樓	
				T1-3	地庫2層、地庫1層、地下、機電層、1樓至3樓、5樓至12樓、15樓至23樓、25至30樓、天台	
				T1-4, T1-5	地庫2層、地庫1層、地下、2樓至3樓、5樓至12樓、15樓至23樓、25樓至29樓	
				T1-D	29樓、30樓	
			2	T2-1, T2-2	地庫2層、地庫1層、地下、2樓至3樓、5樓至12樓、15樓至23樓、25樓至29樓	
				T2-3	地庫2層、地庫1層、地下、機電層、1樓至3樓、5樓至12樓、15樓至23樓、25樓至30樓、天台	
		T2-4, T2-5		地庫2層、地庫1層、地下、2樓至3樓、5樓至12樓、15樓至23樓、25樓至27樓		
		T2-D		29樓、30樓		
		3	T3-1, T3-2	地庫2層、地庫1層、高層地下、1樓至3樓、5樓至12樓、15樓至23樓、25樓至28樓		
			T3-3	地庫2層、地庫1層、地下、高層地下、1樓至3樓、5樓至12樓、15樓至23樓、25樓至30樓、天台		
			T3-4, T3-5	地庫2層、地庫1層、高層地下、1樓至3樓、5樓至12樓、15樓至23樓、25樓至27樓、29樓		
			T3-D	29樓、30樓		
		5	T5-1, T5-2	地庫2層、地庫1層、高層地下、1樓至3樓、5樓至12樓、15樓至23樓、25樓至27樓		
			T5-3	地庫2層、地庫1層、地下、高層地下、1樓至3樓、5樓至12樓、15樓至23樓、25樓至30樓、天台		
			T5-4, T5-5	地庫2層、地庫1層、高層地下、1樓至3樓、5樓至12樓、15樓至23樓、25樓至29樓		
			T5-D	29樓、30樓		
6	T6-1	地庫2層、地庫1層、高層地下、1樓至3樓、5樓至12樓、15樓至23樓、25樓至29樓				
	T6-2	地庫2層、地庫1層、地下、高層地下、1樓至3樓、5樓至12樓、15樓至23樓、25樓至30樓、天台				
	T6-3	地庫2層、地庫1層、高層地下、1樓至3樓、5樓至12樓、15樓至23樓、25樓至30樓				
	T6-4	地庫2層、地庫1層、高層地下、1樓至3樓、5樓至12樓、15樓至23樓、25樓至30樓				
8	T8-1	地下、高層地下、1樓至3樓、5樓至12樓、15樓至23樓、25樓至32樓、天台				
	T8-2, T8-3	高層地下、1樓至3樓、5樓至12樓、15樓至23樓、25樓至32樓				
住宅穿梭升降機	品牌名稱及產品型號	品牌名稱	迅達			
		產品型號	5500			
	住宅穿梭升降機的數目	4				
	升降機到達的樓層	位置	編號	到達的樓層		
	會所	C1	地庫2層、地庫1層、地下、1樓			
	平台及停車場	SH-1, SH-2, SH-3	地庫2層、地庫1層、地下			
(b)	信箱	用料	不銹鋼			
(c)	垃圾收集	垃圾收集的方法	由清潔工人收集垃圾			
		垃圾房的位置	垃圾及物料回收室位於每層住宅樓層。垃圾及物料回收房設於地庫1層。			
(d)	水錶、電錶及氣體錶	水錶	電錶	氣體錶		
		位置	水錶箱	電錶箱	廚房內(不適用第6座30樓單層單位)	
		就住宅單位而言是獨立抑或公用的錶	獨立錶	獨立錶	獨立錶(不適用第6座30樓單層單位)	

賣方承諾如發展項目中沒有安裝指明的品牌名稱或產品型號的升降機或設備，便會安裝品質相若的升降機或設備。

23 FITTINGS, FINISHES AND APPLIANCES

裝置、裝修物料及設備

5. SECURITY FACILITIES	
Item	Description
Security system and equipment (including details of built-in provisions and their locations)	The Development main entrance, shuttle lift lobbies, lifts, Clubhouse and Towers' entrance lobbies, carpark entrance lobbies, all common lift lobbies and public areas of the Development are installed with CCTV system. Colored video door phone is installed in each residential unit and linked to the control panel at the concierge at lobby. Visitor panel with built-in CCTV camera intercom, Smart Card Reader, Magnetic Door Contact, Breakglass Unit, Door Release Button, Motion Sensor, Electric Door Lock and Key Switch are provided in Development main entrance, Towers' entrance lobbies and Clubhouse entrance for resident's access. Emergency Call Bell Push Button is installed in Clubhouse facilities and linked to concierge at Clubhouse G/F. Sliding Door Contact, Magnetic Door Contact, Magnetic Window Contact, Glassbreak Detector, Pressure Sensor, Pressure Sensor Control Panel and Panic Alarm Button are installed inside residential units and linked to Security Alarm Control Panel for residential security system. Please refer to the "Schedule of Mechanical & Electrical Provisions of Residential Units" for details.
6. APPLIANCES	
Item	Description
Appliance	For brand name and model number of appliances provision, please refer to the "Appliance Schedule".

The Vendor undertakes that if lifts or appliances of the specified brand name or model number are not installed in the Development, lifts or appliances of comparable quality will be installed.

5. 保安設施	
細項	描述
保安系統及設備(包括嵌入式的裝備的細節及其位置)	發展項目主入口、穿梭升降機大堂、升降機、會所及住宅大樓入口大堂、停車場入口大堂、所有公用升降機大堂及發展項目公用位置均設有閉路電視系統。各住宅單位設有彩色視像對講機，連接大堂禮賓部之控制面板。發展項目主入口、住宅大樓入口大堂及會所出入口均裝置配備閉路電視攝像頭之對講機及智能讀卡器的訪客面板、門磁感應器、玻璃破碎感應器、門按鈕、動作感測器、門電鎖及鍵形開關以供住客出入。會所設施設有緊急呼叫按鈕及連接到會所地下禮賓部。住宅單位設有趟門感應器、門磁感應器、窗磁感應器、玻璃破碎感應器、壓力感應器、壓力感應器面板及緊急警報按鈕，並連接到住宅的保安系統之保安警報控制板。詳情請參考「住宅單位機電裝置數量說明表」。
6. 設備	
細項	描述
設備	有關設備的品牌名稱及產品型號，請參考「設備說明表」。

賣方承諾如發展項目中沒有安裝指明的品牌名稱或產品型號的升降機或設備，便會安裝品質相若的升降機或設備。

23 FITTINGS, FINISHES AND APPLIANCES

裝置、裝修物料及設備

APPLIANCE SCHEDULE

設備說明表

Location 位置	Appliance 設備	Brand 品牌	Tower 座		Tower 1 第1座						Tower 2 第2座										
			Floor 樓層	2/F 2樓		3/F, 5/F-12/F, 15/F-23/F, 25/F-26/F 3樓, 5樓至12樓, 15樓至23樓, 25樓至26樓		27/F 27樓		28/F (Simplex) 28樓 (單層)	29/F & 30/F (Duplex) 29樓及30樓 (複式)	2/F 2樓		3/F, 5/F-12/F, 15/F-23/F, 25/F-26/F 3樓, 5樓至12樓, 15樓至23樓, 25樓至26樓		27/F 27樓		28/F (Simplex) 28樓 (單層)	29/F & 30/F (Duplex) 29樓及30樓 (複式)		
				型號 Model No.	單位 Unit	A	B	A	B	A	B	A	A	A	B	A	B	A	A		
Private Lift Lobby 私人升降機大堂	Variable Refrigerant Flow System (Indoor Unit) 變冷媒流量系統(室內機)	Daikin 大金	FXDP22QPVC	✓	✓	✓	✓	✓	✓	-	-	✓	✓	✓	✓	✓	✓	-	-		
			FJRP22AAP	-	-	-	-	-	-	-	-	-	-	-	-	-	-	-	-	-	-
			FJRP28AAP	-	-	-	-	-	-	-	-	-	-	-	-	-	-	-	-	-	-
Living Room and Dining Room 客廳及飯廳	Variable Refrigerant Flow System (Indoor Unit) 變冷媒流量系統(室內機)	Daikin 大金	FXDP45QPVC	-	✓	-	✓	-	✓	-	-	✓	✓	✓	✓	✓	✓	-	-		
			FXDP56QPVC	✓	✓	✓	✓	✓	✓	-	-	✓	✓	✓	✓	✓	✓	✓	-	-	
			FJRP56AAP	-	-	-	-	-	-	-	-	-	-	-	-	-	-	-	-	-	
	Air Purifier 空氣清新機	Alpward 愛華淨	AD-01-S	✓	✓	✓	✓	✓	✓	-	-	✓	✓	✓	✓	✓	✓	✓	-	-	
AD-01-C1			-	-	-	-	-	-	-	-	-	-	-	-	-	-	-	-	-		
Master Bedroom 主睡房	Variable Refrigerant Flow System (Indoor Unit) 變冷媒流量系統(室內機)	Daikin 大金	FXDP36QPVC	✓	-	✓	-	✓	-	-	-	-	-	-	-	-	-	-	-		
			FXDP45QPVC	✓	✓	✓	✓	✓	✓	-	-	✓	✓	✓	✓	✓	✓	✓	-	-	
			FJRP56AAP	-	-	-	-	-	-	-	-	-	-	-	-	-	-	-	-	-	
	Air Purifier 空氣清新機	Alpward 愛華淨	AD-01-S	✓	✓	✓	✓	✓	✓	-	-	✓	✓	✓	✓	✓	✓	-	-		
Dehumidifier 抽濕機	Cold Magic 高美	DVH-22R2	✓	✓	✓	✓	✓	✓	-	-	✓	-	✓	-	✓	-	-	-			
Closet 衣帽間	Variable Refrigerant Flow System (Indoor Unit) 變冷媒流量系統(室內機)	Daikin 大金	FJRP36AAP	-	-	-	-	-	-	-	-	-	-	-	-	-	-	-	-		
			FJRP45AAP	-	-	-	-	-	-	-	-	-	-	-	-	-	-	-	-		
			FJRP56AAP	-	-	-	-	-	-	-	-	-	-	-	-	-	-	-	-		
			FXDP56QPVC	-	-	-	-	-	-	-	-	-	✓	-	✓	-	✓	-	-		
	Dehumidifier 抽濕機	Cold Magic 高美	DVH-22R2	-	-	-	-	-	-	-	-	✓	-	✓	-	✓	-	-			
Closet 1 衣帽間 1	Variable Refrigerant Flow System (Indoor Unit) 變冷媒流量系統(室內機)	Daikin 大金	FJRP36AAP	-	-	-	-	-	-	-	-	-	-	-	-	-	-	-			
Closet 3 衣帽間 3	Variable Refrigerant Flow System (Indoor Unit) 變冷媒流量系統(室內機)	Daikin 大金	FJRP22AAP	-	-	-	-	-	-	-	-	-	-	-	-	-	-	-			

The Vendor undertakes that if lifts or appliances of the specified brand name or model number are not installed in the Development, lifts or appliances of comparable quality will be installed.

Notes:

- 4/F, 13/F, 14/F and 24/F are omitted.
- “✓” denotes such appliance(s) is/are provided and /or installed in the residential unit. “-” denotes “Not provided” or “Not applicable”.
- * denotes a portion/portions of the Flat Roof(s)/Roof(s) has/have concrete plinth(s) for placement of air-conditioner outdoor unit(s).

賣方承諾如發展項目中沒有安裝指明的品牌名稱或產品型號的升降機或設備，便會安裝品質相若的升降機或設備。

備註:

- 不設4樓、13樓、14樓及24樓。
- 「✓」表示此設備於該住宅單位內提供/或安裝。符號「-」表示「不提供」或「不適用」。
- *表示平台/天台部份範圍設有混凝土底座供放置空調室外機。

23 FITTINGS, FINISHES AND APPLIANCES

裝置、裝修物料及設備

Location 位置	Appliance 設備	Brand 品牌	Tower 座		Tower 1 第1座						Tower 2 第2座									
			Floor 樓層	2/F 2樓		3/F, 5/F-12/F, 15/F-23/F, 25/F-26/F 3樓, 5樓至12樓, 15樓至23樓, 25樓至26樓		27/F 27樓		28/F (Simplex) 28樓 (單層)	29/F & 30/F (Duplex) 29樓及30樓 (複式)	2/F 2樓		3/F, 5/F-12/F, 15/F-23/F, 25/F-26/F 3樓, 5樓至12樓, 15樓至23樓, 25樓至26樓		27/F 27樓		28/F (Simplex) 28樓 (單層)	29/F & 30/F (Duplex) 29樓及30樓 (複式)	
				型號 Model No.	單位 Unit	A	B	A	B	A	B	A	A	A	B	A	B	A	A	
Bedroom 1 睡房 1	Variable Refrigerant Flow System (Indoor Unit) 變冷媒流量系統(室內機)	Daikin 大金	FXDP45QPVC	-	✓	-	✓	-	✓	-	-	✓	-	✓	-	✓	-	-		
			FXDP56QPVC	✓	-	✓	-	✓	-	-	-	-	✓	-	✓	-	✓	-	-	
			FJRP36AAP	-	-	-	-	-	-	-	-	-	-	-	-	-	-	-	-	-
			FJRP56AAP	-	-	-	-	-	-	-	-	-	-	-	-	-	-	-	-	-
Bedroom 2 睡房 2	Variable Refrigerant Flow System (Indoor Unit) 變冷媒流量系統(室內機)	Daikin 大金	FXDP45QPVC	✓	-	✓	-	✓	-	-	-	-	-	-	-	-	-	-		
			FXDP56QPVC	-	✓	-	✓	-	✓	-	-	✓	✓	✓	✓	✓	✓	-	-	
			FJRP36AAP	-	-	-	-	-	-	-	-	-	-	-	-	-	-	-	-	-
			FJRP45AAP	-	-	-	-	-	-	-	-	-	-	-	-	-	-	-	-	-
Bedroom 3 睡房 3	Variable Refrigerant Flow System (Indoor Unit) 變冷媒流量系統(室內機)	Daikin 大金	FXDP36QPVC	-	✓	-	✓	-	✓	-	-	✓	-	✓	-	✓	-	-		
			FXDP45QPVC	✓	-	✓	-	✓	-	-	-	-	-	-	-	-	-	-	-	
			FXDP56QPVC	-	-	-	-	-	-	-	-	-	✓	-	✓	-	✓	-	-	
			FJRP36AAP	-	-	-	-	-	-	-	-	-	-	-	-	-	-	-	-	-
Bedroom 4 睡房 4	Variable Refrigerant Flow System (Indoor Unit) 變冷媒流量系統(室內機)	Daikin 大金	FJRP36AAP	-	-	-	-	-	-	-	-	-	-	-	-	-	-	-		
			FJRP45AAP	-	-	-	-	-	-	-	-	-	-	-	-	-	-	-	-	
Family Room 家庭廳	Variable Refrigerant Flow System (Indoor Unit) 變冷媒流量系統(室內機)	Daikin 大金	FJRP36AAP	-	-	-	-	-	-	-	-	-	-	-	-	-	-	-		
			FJRP56AAP	-	-	-	-	-	-	-	-	-	-	-	-	-	-	-	-	
Family Room 1 家庭廳 1	Variable Refrigerant Flow System (Indoor Unit) 變冷媒流量系統 (室內機)	Daikin 大金	FJRP36AAP	-	-	-	-	-	-	-	-	-	-	-	-	-	-	-		
			FJRP45AAP	-	-	-	-	-	-	-	-	-	-	-	-	-	-	-	-	
Family Room 2 家庭廳 2	Variable Refrigerant Flow System (Indoor Unit) 變冷媒流量系統(室內機)	Daikin 大金	FJRP56AAP	-	-	-	-	-	-	-	-	-	-	-	-	-	-	-		
Study Room 書房	Variable Refrigerant Flow System (Indoor Unit) 變冷媒流量系統(室內機)	Daikin 大金	FJRP45AAP	-	-	-	-	-	-	-	-	-	-	-	-	-	-	-		

The Vendor undertakes that if lifts or appliances of the specified brand name or model number are not installed in the Development, lifts or appliances of comparable quality will be installed.

Notes:

- 4/F, 13/F, 14/F and 24/F are omitted.
- “✓” denotes such appliance(s) is/are provided and /or installed in the residential unit. “-” denotes “Not provided” or “Not applicable”.
- * denotes a portion/portions of the Flat Roof(s)/Roof(s) has/have concrete plinth(s) for placement of air-conditioner outdoor unit(s).

賣方承諾如發展項目中沒有安裝指明的品牌名稱或產品型號的升降機或設備，便會安裝品質相若的升降機或設備。

備註:

- 不設4樓、13樓、14樓及24樓。
- 「✓」表示此設備於該住宅單位內提供/或安裝。符號「-」表示「不提供」或「不適用」。
- *表示平台/天台部份範圍設有混凝土底座供放置空調室外機。

23 FITTINGS, FINISHES AND APPLIANCES

裝置、裝修物料及設備

Location 位置	Appliance 設備	Brand 品牌	Tower 座		Tower 1 第1座						Tower 2 第2座									
			Floor 樓層	2/F 2樓		3/F, 5/F-12/F, 15/F-23/F, 25/F-26/F 3樓, 5樓至12樓, 15樓至23樓, 25樓至26樓		27/F 27樓		28/F (Simplex) 28樓 (單層)	29/F & 30/F (Duplex) 29樓及30樓 (複式)	2/F 2樓		3/F, 5/F-12/F, 15/F-23/F, 25/F-26/F 3樓, 5樓至12樓, 15樓至23樓, 25樓至26樓		27/F 27樓		28/F (Simplex) 28樓 (單層)	29/F & 30/F (Duplex) 29樓及30樓 (複式)	
				型號 Model No.	單位 Unit	A	B	A	B	A	B	A	A	A	B	A	B	A	B	A
Kitchen 廚房	Variable Refrigerant Flow System (Indoor Unit) 變冷媒流量系統(室內機)	Daikin 大金	FXDP45QPVC	✓	✓	✓	✓	✓	✓	-	-	✓	✓	✓	✓	✓	✓	-	-	
			FJRP36AAP	-	-	-	-	-	-	-	-	-	-	-	-	-	-	-	-	-
			FJRP45AAP	-	-	-	-	-	-	-	-	-	-	-	-	-	-	-	-	-
			FJRP56AAP	-	-	-	-	-	-	-	-	-	-	-	-	-	-	-	-	-
	Ventilation Fan 抽氣扇	Panasonic 樂聲	FV-05NU1H	✓	✓	✓	✓	✓	✓	-	-	✓	✓	✓	✓	✓	✓	-	-	
	Gas Water Heater 煤氣熱水爐	TGC	TRJW222TFL	-	-	-	-	-	-	-	-	-	-	-	-	-	-	-	-	
			TRJW222TFQL	-	-	-	-	-	-	-	-	-	-	-	-	-	-	-	-	
	Refrigerator 雪櫃	Gaggenau	RY492303	✓	✓	✓	✓	✓	✓	-	-	✓	-	✓	-	✓	-	-	-	
			RC462304 + RF411304	-	-	-	-	-	-	-	-	-	✓	-	✓	-	✓	-	-	
		Sub Zero	ICBBI-48S	-	-	-	-	-	-	-	-	-	-	-	-	-	-	-	-	
	Electric Oven 電焗爐	Gaggenau	EB333111	✓	✓	✓	✓	✓	✓	-	-	✓	✓	✓	✓	✓	✓	-	-	
	Steam Oven 蒸爐	Gaggenau	BSP220111/BSP221111	✓	✓	✓	✓	✓	✓	-	-	✓	✓	✓	✓	✓	✓	-	-	
	Steam Combination Oven 蒸焗爐	Miele	DGC7840	-	-	-	-	-	-	-	-	-	-	-	-	-	-	-	-	
	Gas Hob (Wok Burner) 煤氣煮食爐(炒鑊用)	Gaggenau	VG231320HK	✓	✓	✓	✓	✓	✓	-	-	✓	✓	✓	✓	✓	✓	-	-	
	Gas Hob (2-Burners) 煤氣煮食爐(雙爐頭)	Gaggenau	VG232320HK	✓	✓	✓	✓	✓	✓	-	-	✓	✓	✓	✓	✓	✓	-	-	
	Induction Hob 電磁煮食爐	Gaggenau	VI232120	✓	✓	✓	✓	✓	✓	-	-	✓	✓	✓	✓	✓	✓	-	-	
	Gas Hob (Wok Burner) 煤氣煮食爐(炒鑊用)	Miele	CS1013-1		-	-	-	-	-	-	-	-	-	-	-	-	-	-	-	
	Gas Hob (2-Burners) 煤氣煮食爐(雙爐頭)	Miele	CS1028G		-	-	-	-	-	-	-	-	-	-	-	-	-	-	-	
	Induction Hob 電磁煮食爐	Miele	CS1222i		-	-	-	-	-	-	-	-	-	-	-	-	-	-	-	
	Barbecue Grill 燒烤爐	Miele	CS1322BG		-	-	-	-	-	-	-	-	-	-	-	-	-	-	-	
Cooker Hood 抽油煙機	Gaggenau	AC200191	✓	✓	✓	✓	✓	✓	-	-	✓	✓	✓	✓	✓	✓	-	-		
	Miele	DA5328W		-	-	-	-	-	-	-	-	-	-	-	-	-	-	-		
Wine Cellar 酒櫃	Sub Zero	ICBIW-24		-	-	-	-	-	-	-	-	-	-	-	-	-	-	-		
	Gaggenau	RW404261	✓	✓	✓	✓	✓	✓	-	-	✓	✓	✓	✓	✓	✓	-	-		

The Vendor undertakes that if lifts or appliances of the specified brand name or model number are not installed in the Development, lifts or appliances of comparable quality will be installed.

Notes:

- 4/F, 13/F, 14/F and 24/F are omitted.
- “✓” denotes such appliance(s) is/are provided and /or installed in the residential unit. “-” denotes “Not provided” or “Not applicable”.
- * denotes a portion/portions of the Flat Roof(s)/Roof(s) has/have concrete plinth(s) for placement of air-conditioner outdoor unit(s).

賣方承諾如發展項目中沒有安裝指明的品牌名稱或產品型號的升降機或設備，便會安裝品質相若的升降機或設備。

備註:

- 不設4樓、13樓、14樓及24樓。
- 「✓」表示此設備於該住宅單位內提供/或安裝。符號「-」表示「不提供」或「不適用」。
- *表示平台/天台部份範圍設有混凝土底座供放置空調室外機。

23 FITTINGS, FINISHES AND APPLIANCES

裝置、裝修物料及設備

Location 位置	Appliance 設備	Brand 品牌	Tower 座		Tower 1 第1座						Tower 2 第2座										
			Floor 樓層	2/F 2樓		3/F, 5/F-12/F, 15/F-23/F, 25/F-26/F 3樓, 5樓至12樓, 15樓至23樓, 25樓至26樓		27/F 27樓		28/F (Simplex) 28樓 (單層)	29/F & 30/F (Duplex) 29樓及30樓 (複式)	2/F 2樓		3/F, 5/F-12/F, 15/F-23/F, 25/F-26/F 3樓, 5樓至12樓, 15樓至23樓, 25樓至26樓		27/F 27樓		28/F (Simplex) 28樓 (單層)	29/F & 30/F (Duplex) 29樓及30樓 (複式)		
				型號 Model No.	單位 Unit	A	B	A	B	A	B	A	A	A	B	A	B	A	A		
Kitchen 廚房	Coffee Machine 咖啡機	Gaggenau	CMP250112	✓	✓	✓	✓	✓	✓	-	-	✓	✓	✓	✓	✓	✓	-	-		
		Miele	CVA7840		-	-	-	-	-	-	-	-	-	-	-	-	-	-	-	-	
	Dishwasher 洗碗碟機	Gaggenau	DF210100	✓	✓	✓	✓	✓	✓	-	-	✓	✓	✓	✓	✓	✓	-	-		
		Miele	G7150C SCVi		-	-	-	-	-	-	-	-	-	-	-	-	-	-	-	-	
	Food Warming Drawer 食物保溫櫃	Gaggenau	WSP221110	-	✓	-	✓	-	✓	-	-	✓	✓	✓	✓	✓	✓	-	-		
		Miele	ESW7010		-	-	-	-	-	-	-	-	-	-	-	-	-	-	-	-	
	Vacuum Sealing Drawer 真空處理櫃	Miele	EVS7010		-	-	-	-	-	-	-	-	-	-	-	-	-	-	-		
	Washing Machine 洗衣機	Gaggenau	WM260164	✓	✓	✓	✓	✓	✓	-	-	✓	✓	✓	✓	✓	✓	-	-		
	Tumble Dryer 烘乾機	Gaggenau	WT260100	✓	✓	✓	✓	✓	✓	-	-	✓	✓	✓	✓	✓	✓	-	-		
Washing Machine 洗衣機	Miele	WEI865		-	-	-	-	-	-	-	-	-	-	-	-	-	-	-			
Heat Pump Tumble Dryer 熱泵乾衣機	Miele	TEJ665WP		-	-	-	-	-	-	-	-	-	-	-	-	-	-	-			
Utility Room 工作間	Variable Refrigerant Flow System (Indoor Unit) 變冷媒流量系統(室內機)	Daikin 大金	FXAQ20PVE	✓	✓	✓	✓	✓	✓	-	-	✓	✓	✓	✓	✓	✓	-	-		
Master Bathroom 主浴室	Variable Refrigerant Flow System (Indoor Unit) 變冷媒流量系統(室內機)	Daikin 大金	FXDP22QPVC	✓	✓	✓	✓	✓	✓	-	-	✓	✓	✓	✓	✓	✓	-	-		
			FJRP36AAP	-	-	-	-	-	-	-	-	-	-	-	-	-	-	-	-	-	
			FJRP45AAP	-	-	-	-	-	-	-	-	-	-	-	-	-	-	-	-	-	-
			FJRP56AAP	-	-	-	-	-	-	-	-	-	-	-	-	-	-	-	-	-	-
	Ventilation Fan 抽氣扇	Panasonic 樂聲	FV-04NU1H	✓	✓	✓	✓	✓	✓	✓	-	-	✓	✓	✓	✓	✓	✓	-	-	
			FV-05NU1H	-	-	-	-	-	-	-	-	-	-	-	-	-	-	-	-	-	-
	Gas Water Heater 煤氣熱水爐	TGC	TRJW222TFL	✓	✓	✓	✓	✓	✓	-	-	✓	✓	✓	✓	✓	✓	-	-		
	Motorized Venetian Blind 電動百葉簾	Graber	Premium Faux Wood	✓	✓	✓	✓	✓	✓	-	-	✓	✓	✓	✓	✓	✓	-	-		
Mist-Free Mirror System 防霧鏡	Monarch	7040L	✓	✓	✓	✓	✓	✓	-	-	✓	✓	✓	✓	✓	✓	-	-			
Floor Heating System 地暖系統	Mantle	BELSTAT-PRO	✓	✓	✓	✓	✓	✓	-	-	✓	✓	✓	✓	✓	✓	-	-			
Bathroom 1 浴室 1	Variable Refrigerant Flow System (Indoor Unit) 變冷媒流量系統(室內機)	Daikin 大金	FJRP36AAP	-	-	-	-	-	-	-	-	-	-	-	-	-	-	-	-		
	Thermo Ventilator 浴室寶	Panasonic 樂聲	FV-40BE2H	✓	✓	✓	✓	✓	✓	-	-	✓	✓	✓	✓	✓	✓	-	-		

The Vendor undertakes that if lifts or appliances of the specified brand name or model number are not installed in the Development, lifts or appliances of comparable quality will be installed.

Notes:

- 4/F, 13/F, 14/F and 24/F are omitted.
- “✓” denotes such appliance(s) is/are provided and /or installed in the residential unit. “-” denotes “Not provided” or “Not applicable”.
- * denotes a portion/portions of the Flat Roof(s)/Roof(s) has/have concrete plinth(s) for placement of air-conditioner outdoor unit(s).

賣方承諾如發展項目中沒有安裝指明的品牌名稱或產品型號的升降機或設備，便會安裝品質相若的升降機或設備。

備註:

- 不設4樓、13樓、14樓及24樓。
- 「✓」表示此設備於該住宅單位內提供/或安裝。符號「-」表示「不提供」或「不適用」。
- *表示平台/天台部份範圍設有混凝土底座供放置空調室外機。

23 FITTINGS, FINISHES AND APPLIANCES

裝置、裝修物料及設備

Location 位置	Appliance 設備	Brand 品牌	Tower 座		Tower 1 第1座						Tower 2 第2座								
			Floor 樓層	2/F 2樓		3/F, 5/F-12/F, 15/F-23/F, 25/F-26/F 3樓, 5樓至12樓, 15樓至23樓, 25樓至26樓		27/F 27樓		28/F (Simplex) 28樓 (單層)	29/F & 30/F (Duplex) 29樓及30樓 (複式)	2/F 2樓		3/F, 5/F-12/F, 15/F-23/F, 25/F-26/F 3樓, 5樓至12樓, 15樓至23樓, 25樓至26樓		27/F 27樓		28/F (Simplex) 28樓 (單層)	29/F & 30/F (Duplex) 29樓及30樓 (複式)
				型號 Model No.	單位 Unit	A	B	A	B	A	B	A	A	A	B	A	B	A	A
Bathroom 1 浴室 1	Ventilation Fan 抽氣扇	Panasonic 樂聲	FV-04NU1H	-	✓	-	✓	-	✓	-	-	✓	✓	✓	✓	-	-		
			FV-05NU1H	✓	-	✓	-	✓	-	-	-	-	-	-	-	-	-		
	Mist-Free Mirror System 防霧鏡	Monarch	7040L	✓	✓	✓	✓	✓	✓	-	-	✓	✓	✓	✓	-	-		
Bathroom 2 浴室 2	Thermo Ventilator 浴室寶	Panasonic 樂聲	FV-40BE2H	✓	✓	✓	✓	✓	✓	-	-	✓	✓	✓	✓	-	-		
	Ventilation Fan 抽氣扇	Panasonic 樂聲	FV-04NU1H	✓	-	✓	-	✓	-	-	-	-	-	-	-	-	-		
			FV-05NU1H	-	✓	-	✓	-	✓	-	-	✓	-	✓	-	-	-		
	Mist-Free Mirror System 防霧鏡	Monarch	7040L	✓	✓	✓	✓	✓	✓	-	-	✓	✓	✓	✓	-	-		
Bathroom 3 浴室 3	Variable Refrigerant Flow System (Indoor Unit) 變冷媒流量系統(室內機)	Daikin 大金	FJRP45AAP	-	-	-	-	-	-	-	-	-	-	-	-	-	-		
	Thermo Ventilator 浴室寶	Panasonic 樂聲	FV-40BE2H	-	✓	-	✓	-	✓	-	-	✓	✓	✓	✓	-	-		
	Ventilation Fan 抽氣扇	Panasonic 樂聲	FV-04NU1H	-	✓	-	✓	-	✓	-	-	✓	-	✓	-	-	-		
			FV-05NU1H	-	-	-	-	-	-	✓	-	-	✓	-	✓	✓	-		
	Gas Water Heater 煤氣熱水爐	TGC	TRJW222TFL	-	-	-	-	-	-	-	-	-	-	-	-	-	-		
	Mist-Free Mirror System 防霧鏡	Monarch	7040L	-	✓	-	✓	-	✓	-	-	✓	✓	✓	✓	-	-		
Bathroom 4 浴室 4	Thermo Ventilator 浴室寶	Panasonic 樂聲	FV-40BE2H	-	-	-	-	-	-	-	-	-	-	-	-	-	-		
	Ventilation Fan 抽氣扇	Panasonic 樂聲	FV-05NU1H	-	-	-	-	-	-	-	-	-	-	-	-	-	-		
	Gas Water Heater 煤氣熱水爐	TGC	TRJW222TFL	-	-	-	-	-	-	-	-	-	-	-	-	-	-		
Lavatory 廁所	Ventilation Fan 抽氣扇	Panasonic 樂聲	FV-02NU1H	✓	✓	✓	✓	✓	✓	-	-	✓	-	✓	-	-	-		
Lavatory 1 廁所 1	Ventilation Fan 抽氣扇	Panasonic 樂聲	FV-02NU1H	-	-	-	-	-	-	✓	✓	-	✓	-	✓	✓	✓		
Lavatory 2 廁所 2	Ventilation Fan 抽氣扇	Panasonic 樂聲	FV-02NU1H	-	-	-	-	-	-	✓	✓	-	✓	-	✓	✓	✓		
Lavatory 3 廁所 3	Ventilation Fan 抽氣扇	Panasonic 樂聲	FV-02NU1H	-	-	-	-	-	-	-	✓	-	-	-	-	-	✓		
Storeroom 1 儲物房 1	Variable Refrigerant Flow System (Indoor Unit) 變冷媒流量系統(室內機)	Daikin 大金	FXAQ20PVE	✓	✓	✓	✓	✓	✓	-	-	✓	✓	✓	✓	-	-		
	Gas Water Heater 煤氣熱水爐	TGC	TRJW222TFQL	-	-	-	-	-	-	-	-	-	-	-	-	-	-		

The Vendor undertakes that if lifts or appliances of the specified brand name or model number are not installed in the Development, lifts or appliances of comparable quality will be installed.

Notes:

- 4/F, 13/F, 14/F and 24/F are omitted.
- “✓” denotes such appliance(s) is/are provided and /or installed in the residential unit. “-” denotes “Not provided” or “Not applicable”.
- * denotes a portion/portions of the Flat Roof(s)/Roof(s) has/have concrete plinth(s) for placement of air-conditioner outdoor unit(s).

賣方承諾如發展項目中沒有安裝指明的品牌名稱或產品型號的升降機或設備，便會安裝品質相若的升降機或設備。

備註:

- 不設4樓、13樓、14樓及24樓。
- 「✓」表示此設備於該住宅單位內提供/或安裝。符號「-」表示「不提供」或「不適用」。
- *表示平台/天台部份範圍設有混凝土底座供放置空調室外機。

23 FITTINGS, FINISHES AND APPLIANCES

裝置、裝修物料及設備

Location 位置	Appliance 設備	Brand 品牌	Tower 座		Tower 1 第1座						Tower 2 第2座								
			Floor 樓層	2/F 2樓		3/F, 5/F-12/F, 15/F-23/F, 25/F-26/F 3樓, 5樓至12樓, 15樓至23樓, 25樓至26樓		27/F 27樓		28/F (Simplex) 28樓 (單層)	29/F & 30/F (Duplex) 29樓及30樓 (複式)	2/F 2樓		3/F, 5/F-12/F, 15/F-23/F, 25/F-26/F 3樓, 5樓至12樓, 15樓至23樓, 25樓至26樓		27/F 27樓		28/F (Simplex) 28樓 (單層)	29/F & 30/F (Duplex) 29樓及30樓 (複式)
				型號 Model No.	單位 Unit	A	B	A	B	A	B	A	A	A	B	A	B	A	B
Storeroom 2 儲物房 2	Variable Refrigerant Flow System (Indoor Unit) 變冷媒流量系統(室內機)	Daikin 大金	FXAQ20PVE	✓	✓	✓	✓	✓	✓	-	-	✓	✓	✓	✓	✓	✓	-	-
	Gas Water Heater 煤氣熱水爐	TGC	TRJW222TFQL	-	-	-	-	-	-	-	-	-	-	-	-	-	-	-	-
Storeroom 3 儲物房 3	Variable Refrigerant Flow System (Indoor Unit) 變冷媒流量系統(室內機)	Daikin 大金	FXAQ20PVE	-	-	-	-	-	-	-	-	-	-	-	-	-	-	-	-
Storeroom 4 儲物房 4	Variable Refrigerant Flow System (Indoor Unit) 變冷媒流量系統(室內機)	Daikin 大金	FXAQ20PVE	-	-	-	-	-	-	-	-	-	-	-	-	-	-	-	-
Corridor 1 走廊 1	Variable Refrigerant Flow System (Indoor Unit) 變冷媒流量系統(室內機)	Daikin 大金	FJRP22AAP	-	-	-	-	-	-	-	-	-	-	-	-	-	-	-	-
			FJRP56AAP	-	-	-	-	-	-	-	-	-	-	-	-	-	-	-	-
Corridor 2 走廊 2	Variable Refrigerant Flow System (Indoor Unit) 變冷媒流量系統(室內機)	Daikin 大金	FJRP36AAP	-	-	-	-	-	-	-	-	-	-	-	-	-	-	-	-
			Gas Water Heater 煤氣熱水爐	TGC	TRJW222TFQL	-	-	-	-	-	-	-	-	-	-	-	-	-	-
Corridor 3 走廊 3	Gas Water Heater 煤氣熱水爐	TGC	TRJW222TFL	-	-	-	-	-	-	-	-	-	-	-	-	-	-	-	-
			TRJW222TFQL	-	-	-	-	-	-	-	-	-	-	-	-	-	-	-	-
Corridor 5 走廊 5	Variable Refrigerant Flow System (Indoor Unit) 變冷媒流量系統(室內機)	Daikin 大金	FJRP56AAP	-	-	-	-	-	-	-	-	-	-	-	-	-	-	-	-
Corridor 6 走廊 6	Variable Refrigerant Flow System (Indoor Unit) 變冷媒流量系統(室內機)	Daikin 大金	FJRP22AAP	-	-	-	-	-	-	-	-	-	-	-	-	-	-	-	-
Lift Landing 升降機廳	Variable Refrigerant Flow System (Indoor Unit) 變冷媒流量系統(室內機)	Daikin 大金	FJRP56AAP	-	-	-	-	-	-	-	-	-	-	-	-	-	-	-	-

The Vendor undertakes that if lifts or appliances of the specified brand name or model number are not installed in the Development, lifts or appliances of comparable quality will be installed.

Notes:

- 4/F, 13/F, 14/F and 24/F are omitted.
- “✓” denotes such appliance(s) is/are provided and /or installed in the residential unit. “-” denotes “Not provided” or “Not applicable”.
- * denotes a portion/portions of the Flat Roof(s)/Roof(s) has/have concrete plinth(s) for placement of air-conditioner outdoor unit(s).

賣方承諾如發展項目中沒有安裝指明的品牌名稱或產品型號的升降機或設備，便會安裝品質相若的升降機或設備。

備註:

- 不設4樓、13樓、14樓及24樓。
- 「✓」表示此設備於該住宅單位內提供/或安裝。符號「-」表示「不提供」或「不適用」。
- *表示平台/天台部份範圍設有混凝土底座供放置空調室外機。

23 FITTINGS, FINISHES AND APPLIANCES

裝置、裝修物料及設備

Location 位置	Appliance 設備	Brand 品牌	Tower 座		Tower 1 第1座						Tower 2 第2座									
			Floor 樓層	2/F 2樓		3/F, 5/F-12/F, 15/F-23/F, 25/F-26/F 3樓, 5樓至12樓, 15樓至23樓, 25樓至26樓		27/F 27樓		28/F (Simplex) 28樓 (單層)	29/F & 30/F (Duplex) 29樓及30樓 (複式)	2/F 2樓		3/F, 5/F-12/F, 15/F-23/F, 25/F-26/F 3樓, 5樓至12樓, 15樓至23樓, 25樓至26樓		27/F 27樓		28/F (Simplex) 28樓 (單層)	29/F & 30/F (Duplex) 29樓及30樓 (複式)	
				型號 Model No.	單位 Unit	A	B	A	B	A	B	A	A	A	B	A	B	A	B	A
Air-Conditioner Plant Room 空調機房	Variable Refrigerant Flow System (Outdoor Unit) 變冷媒流量系統(室外機)	Daikin 大金	RUXYQ10BA	✓	✓	✓	✓	✓	✓	-	-	-	✓	-	✓	-	✓	-	-	
			RUXYQ12BA	-	-	-	-	-	-	-	-	✓	-	✓	-	✓	-	-	-	-
			RUXYQ14BA	✓	✓	✓	✓	✓	✓	-	-	✓	-	✓	-	✓	-	-	-	-
			RUXYQ18BA	-	-	-	-	-	-	-	-	-	✓	-	✓	-	✓	-	-	-
	Variable Refrigerant Flow System (Outdoor Unit) 變冷媒流量系統(室外機)	Daikin 大金	RJZQ14ABY	-	-	-	-	-	-	-	-	-	-	-	-	-	-	-	-	-
			RJZQ16ABY	-	-	-	-	-	-	-	-	-	-	-	-	-	-	-	-	-
TRJW162TFQL			✓	✓	✓	✓	✓	✓	-	-	✓	✓	✓	✓	✓	✓	-	-	-	
Flat Roof 平台	Variable Refrigerant Flow System (Outdoor Unit) 變冷媒流量系統(室外機)	Daikin 大金	RJZQ12BAY	-	-	-	-	-	-	-	-*	-	-	-	-	-	-	-	-*	
			RJZQ14ABY	-	-	-	-	-	-	-	-	-*	-	-	-	-	-	-	-	-*
			RJZQ16ABY	-	-	-	-	-	-	-	-	-*	-	-	-	-	-	-	-	-
Private Lift Machine Room 私人升降機房	Ventilation Fan 抽氣扇	Panasonic 樂聲	FV23NL3H	-	-	-	-	-	-	-	-	✓	-	-	-	-	-	-	✓	

The Vendor undertakes that if lifts or appliances of the specified brand name or model number are not installed in the Development, lifts or appliances of comparable quality will be installed.

Notes:

- 4/F, 13/F, 14/F and 24/F are omitted.
- “✓” denotes such appliance(s) is/are provided and /or installed in the residential unit. “-” denotes “Not provided” or “Not applicable”.
- * denotes a portion/portions of the Flat Roof(s)/Roof(s) has/have concrete plinth(s) for placement of air-conditioner outdoor unit(s).

賣方承諾如發展項目中沒有安裝指明的品牌名稱或產品型號的升降機或設備，便會安裝品質相若的升降機或設備。

備註:

- 不設4樓、13樓、14樓及24樓。
- 「✓」表示此設備於該住宅單位內提供/或安裝。符號「-」表示「不提供」或「不適用」。
- *表示平台/天台部份範圍設有混凝土底座供放置空調室外機。

23 FITTINGS, FINISHES AND APPLIANCES

裝置、裝修物料及設備

Location 位置	Appliance 設備	Brand 品牌	Tower座		Tower 3 第3座					
			Floor 樓層	單位 Unit	1/F 1樓		2/F-3/F, 5/F-12/F, 15/F-23/F, 25/F-27/F 2樓至3樓, 5樓至12樓, 15樓至23樓, 25樓至27樓		28/F (Simplex) 28樓(單層)	29/F & 30/F (Duplex) 29樓及30樓(複式)
					A	B	A	B	A	A
Private Lift Lobby 私人升降機大堂	Variable Refrigerant Flow System (Indoor Unit) 變冷媒流量系統(室內機)	Daikin 大金	FJRP22AAP	✓	✓	✓	✓	-	-	
			FJRP36AAP	-	-	-	-	-	-	
Living Room and Dining Room 客廳及飯廳	Variable Refrigerant Flow System (Indoor Unit) 變冷媒流量系統(室內機)	Daikin 大金	FJRP56AAP	✓	✓	✓	✓	-	-	
	Air Purifier 空氣清新機	Alpward 愛華淨	AD-01-C1	✓	✓	✓	✓	-	-	
Master Bedroom 主睡房	Variable Refrigerant Flow System (Indoor Unit) 變冷媒流量系統(室內機)	Daikin 大金	FJRP45AAP	-	-	-	-	-	-	
	FJRP56AAP		✓	✓	✓	✓	-	-		
	Air Purifier 空氣清新機	Alpward 愛華淨	AD-01-S	✓	✓	✓	✓	-	-	
Closet 衣帽間	Variable Refrigerant Flow System (Indoor Unit) 變冷媒流量系統(室內機)	Daikin 大金	FJRP36AAP	-	-	-	-	-	-	
			FJRP45AAP	-	✓	-	✓	-	-	
			FJRP56AAP	✓	-	✓	-	-	-	
			FXMFP140AB	-	-	-	-	-	-	
Closet 2 衣帽間 2	Variable Refrigerant Flow System (Indoor Unit) 變冷媒流量系統(室內機)	Daikin 大金	FJRP56AAP	-	-	-	-	-	-	
Closet 3 衣帽間 3	Variable Refrigerant Flow System (Indoor Unit) 變冷媒流量系統(室內機)	Daikin 大金	FJRP56AAP	-	-	-	-	-	-	
Closet 4 衣帽間 4	Variable Refrigerant Flow System (Indoor Unit) 變冷媒流量系統(室內機)	Daikin 大金	FJRP22AAP	-	-	-	-	-	-	
Bedroom 1 睡房 1	Variable Refrigerant Flow System (Indoor Unit) 變冷媒流量系統(室內機)	Daikin 大金	FJRP45AAP	-	-	-	-	-	-	
			FJRP56AAP	✓	✓	✓	✓	-	-	
Bedroom 2 睡房 2	Variable Refrigerant Flow System (Indoor Unit) 變冷媒流量系統(室內機)	Daikin 大金	FJRP36AAP	-	-	-	-	-	-	
			FJRP45AAP	✓	✓	✓	✓	-	-	
			FJRP56AAP	-	-	-	-	-	-	
Bedroom 3 睡房 3	Variable Refrigerant Flow System (Indoor Unit) 變冷媒流量系統(室內機)	Daikin 大金	FJRP56AAP	✓	✓	✓	✓	-	-	
Bedroom 4 睡房 4	Variable Refrigerant Flow System (Indoor Unit) 變冷媒流量系統(室內機)	Daikin 大金	FJRP36AAP	-	-	-	-	-	-	
Family Room 家庭廳	Variable Refrigerant Flow System (Indoor Unit) 變冷媒流量系統(室內機)	Daikin 大金	FJRP45AAP	-	-	-	-	-	-	
Family Room 1 家庭廳 1	Variable Refrigerant Flow System (Indoor Unit) 變冷媒流量系統(室內機)	Daikin 大金	FJRP45AAP	-	-	-	-	-	-	
			FJRP56AAP	-	-	-	-	-	-	

The Vendor undertakes that if lifts or appliances of the specified brand name or model number are not installed in the Development, lifts or appliances of comparable quality will be installed.

Notes:

- 4/F, 13/F, 14/F and 24/F are omitted.
- “✓” denotes such appliance(s) is/are provided and /or installed in the residential unit. “-” denotes “Not provided” or “Not applicable”.
- * denotes a portion/portions of the Flat Roof(s)/Roof(s) has/have concrete plinth(s) for placement of air-conditioner outdoor unit(s).

賣方承諾如發展項目中沒有安裝指明的品牌名稱或產品型號的升降機或設備，便會安裝品質相若的升降機或設備。

備註:

- 不設4樓、13樓、14樓及24樓。
- 「✓」表示此設備於該住宅單位內提供/或安裝。符號「-」表示「不提供」或「不適用」。
- *表示平台/天台部份範圍設有混凝土底座供放置空調室外機。

23 FITTINGS, FINISHES AND APPLIANCES

裝置、裝修物料及設備

Location 位置	Appliance 設備	Brand 品牌	Tower座		Tower 3 第3座					
			Floor 樓層	單位 Unit	1/F 1樓		2/F-3/F, 5/F-12/F, 15/F-23/F, 25/F-27/F 2樓至3樓, 5樓至12樓, 15樓至23樓, 25樓至27樓		28/F (Simplex) 28樓(單層)	29/F & 30/F (Duplex) 29樓及30樓(複式)
					A	B	A	B	A	A
Family Room 2 家庭廳 2	Variable Refrigerant Flow System (Indoor Unit) 變冷媒流量系統(室內機)	Daikin 大金	FJRP45AAP	-	-	-	-	-	-	
Study Room 書房	Variable Refrigerant Flow System (Indoor Unit) 變冷媒流量系統(室內機)	Daikin 大金	FJRP45AAP	✓	✓	✓	✓	-	-	
			FJRP56AAP	-	-	-	-	-	-	
Kitchen 廚房	Variable Refrigerant Flow System (Indoor Unit) 變冷媒流量系統(室內機)	Daikin 大金	FJRP36AAP	-	-	-	-	-	-	
			FJRP56AAP	✓	✓	✓	✓	-	-	
	Ventilation Fan 抽氣扇	Panasonic 樂聲	FV-05NU1H	-	-	-	-	-	-	
			FV-07NU1H	✓	-	✓	-	-	-	
			FV-23NL3H	-	✓	-	✓	-	-	
	Gas Water Heater 煤氣熱水爐	TGC	TRJW222TFL	-	-	-	-	-	-	
			TRJW222TFQL	-	-	-	-	-	-	
	Refrigerator 雪櫃	Sub Zero	ICBBI-48S	✓	✓	✓	✓	-	-	
	Oven 焗爐	Miele	H7890BP	✓	✓	✓	✓	-	-	
	Steam Combination Oven 蒸焗爐	Miele	DGC7840	✓	✓	✓	✓	-	-	
	Gas Hob (Wok Burner) 煤氣煮食爐(炒鑊用)	Miele	CS1013-1	✓	✓	✓	✓	-	-	
	Gas Hob (2-Burners) 煤氣煮食爐(雙爐頭)	Miele	CS1028G	✓	✓	✓	✓	-	-	
	Induction Hob 電磁煮食爐	Miele	CS1222i	✓	✓	✓	✓	-	-	
	Barbecue Grill 燒烤爐	Miele	CS1322BG	✓	✓	✓	✓	-	-	
	Cooker Hood 抽油煙機	Miele	DA5328W	✓	✓	✓	✓	-	-	
	Wine Cellar 酒櫃	Sub Zero	ICBIW-24	✓	✓	✓	✓	-	-	
	Coffee Machine 咖啡機	Miele	CVA7840	✓	✓	✓	✓	-	-	
	Dishwasher 洗碗碟機	Miele	G7150C SCVi	✓	✓	✓	✓	-	-	
Food Warming Drawer 食物保溫櫃	Miele	ESW7010	✓	✓	✓	✓	-	-		
Vacuum Sealing Drawer 真空處理櫃	Miele	EVS7010	✓	✓	✓	✓	-	-		
Utility Room 工作間	Washing Machine 洗衣機	Miele	WEI865	✓	✓	✓	✓	-	-	
	Heat Pump Tumble Dryer 熱泵乾衣機	Miele	TEJ665WP	✓	✓	✓	✓	-	-	
	Variable Refrigerant Flow System (Indoor Unit) 變冷媒流量系統(室內機)	Daikin 大金	FXAQ20PVE	✓	✓	✓	✓	-	-	

The Vendor undertakes that if lifts or appliances of the specified brand name or model number are not installed in the Development, lifts or appliances of comparable quality will be installed.

Notes:

- 4/F, 13/F, 14/F and 24/F are omitted.
- “✓” denotes such appliance(s) is/are provided and /or installed in the residential unit. “-” denotes “Not provided” or “Not applicable”.
- * denotes a portion/portions of the Flat Roof(s)/Roof(s) has/have concrete plinth(s) for placement of air-conditioner outdoor unit(s).

賣方承諾如發展項目中沒有安裝指明的品牌名稱或產品型號的升降機或設備，便會安裝品質相若的升降機或設備。

備註:

- 不設4樓、13樓、14樓及24樓。
- 「✓」表示此設備於該住宅單位內提供/或安裝。符號「-」表示「不提供」或「不適用」。
- *表示平台/天台部份範圍設有混凝土底座供放置空調室外機。

23 FITTINGS, FINISHES AND APPLIANCES

裝置、裝修物料及設備

Location 位置	Appliance 設備	Brand 品牌	Tower座		Tower 3 第3座					
			Floor 樓層	1/F 1樓		2/F-3/F, 5/F-12/F, 15/F-23/F, 25/F-27/F 2樓至3樓, 5樓至12樓, 15樓至23樓, 25樓至27樓		28/F (Simplex) 28樓(單層)	29/F & 30/F (Duplex) 29樓及30樓(複式)	
				型號 Model No.	單位 Unit	A	B	A	B	A
Storeroom 2 儲物房 2	Variable Refrigerant Flow System (Indoor Unit) 變冷媒流量系統(室內機)	Daikin 大金	FXAQ20PVE		✓	✓	✓	✓	-	-
Storeroom 3 儲物房 3	Variable Refrigerant Flow System (Indoor Unit) 變冷媒流量系統(室內機)	Daikin 大金	FXAQ20PVE		-	-	-	-	-	-
	Gas Water Heater 煤氣熱水爐	TGC	TRJW222TFQL		-	-	-	-	-	-
Storeroom 4 儲物房 4	Variable Refrigerant Flow System (Indoor Unit) 變冷媒流量系統(室內機)	Daikin 大金	FXAQ20PVE		-	-	-	-	-	-
Corridor 1 走廊 1	Variable Refrigerant Flow System (Indoor Unit) 變冷媒流量系統(室內機)	Daikin 大金	FJRP36AAP		-	-	-	-	-	-
Corridor 2 走廊 2	Variable Refrigerant Flow System (Indoor Unit) 變冷媒流量系統(室內機)	Daikin 大金	FJRP28AAP		✓	✓	✓	✓	-	-
			FJRP45AAP		-	-	-	-	-	-
Corridor 5 走廊 5	Variable Refrigerant Flow System (Indoor Unit) 變冷媒流量系統(室內機)	Daikin 大金	FJRP36AAP		-	-	-	-	-	-
Lift Landing 升降機廳	Variable Refrigerant Flow System (Indoor Unit) 變冷媒流量系統(室內機)	Daikin 大金	FJRP56AAP		-	-	-	-	-	-
Multi-Function Room 多用途房	Variable Refrigerant Flow System (Indoor Unit) 變冷媒流量系統(室內機)	Daikin 大金	FJRP56AAP		-	-	-	-	-	-
Air-Conditioner Plant Room 空調機房	Variable Refrigerant Flow System (Outdoor Unit) 變冷媒流量系統(室外機)	Daikin 大金	RJZQ16ABY		✓	✓	✓	✓	-	-
	Gas Water Heater 煤氣熱水爐	TGC	TRJW162TFQL		✓	✓	✓	✓	-	-
Flat Roof 平台	Variable Refrigerant Flow System (Outdoor Unit) 變冷媒流量系統(室外機)	Daikin 大金	RJZQ12BAY		-	-	-	-	-	-*
			RJZQ16ABY		-	-	-	-	-*	-*
Private Lift Machine Room 私人升降機房	Ventilation Fan 抽氣扇	Panasonic 樂聲	FV23NL3H		-	-	-	-	-	✓

The Vendor undertakes that if lifts or appliances of the specified brand name or model number are not installed in the Development, lifts or appliances of comparable quality will be installed.

Notes:

- 4/F, 13/F, 14/F and 24/F are omitted.
- “✓” denotes such appliance(s) is/are provided and /or installed in the residential unit. “-” denotes “Not provided” or “Not applicable”.
- * denotes a portion/portions of the Flat Roof(s)/Roof(s) has/have concrete plinth(s) for placement of air-conditioner outdoor unit(s).

賣方承諾如發展項目中沒有安裝指明的品牌名稱或產品型號的升降機或設備，便會安裝品質相若的升降機或設備。

備註:

- 不設4樓、13樓、14樓及24樓。
- 「✓」表示此設備於該住宅單位內提供/或安裝。符號「-」表示「不提供」或「不適用」。
- *表示平台/天台部份範圍設有混凝土底座供放置空調室外機。

23 FITTINGS, FINISHES AND APPLIANCES

裝置、裝修物料及設備

Location 位置	Appliance 設備	Brand 品牌	Tower 座		Tower 5 第5座										Tower 6 第6座														
			Floor 樓層	1/F 1樓		2/F-3/F, 5/F-12/F, 15/F-23/F 2樓至3樓, 5樓至12樓, 15樓至23樓				25/F 25樓		26/F 26樓		27/F 27樓		28/F (Simplex) 28樓 (單層)		29/F & 30/F (Duplex) 29樓及30樓 (複式)		1/F 1樓		2/F-3/F, 5/F-12/F, 15-16/F 2樓至3樓, 5樓至12樓, 15樓至16樓			17/F 17樓		18/F-23/F, 25/F-29/F 18樓至23樓, 25樓至29樓		30/F (Simplex) 30樓 (單層)
				型號 Model No.	單位 Unit	A	B	A	B	A	B	A	B	A	B	A	A	A	B	A	B	A	B	A	B	A			
Private Lift Lobby 私人升降機大堂	Variable Refrigerant Flow System (Indoor Unit) 變冷媒流量系統(室內機)	Daikin 大金	FXDP22QPVC	✓	✓	✓	✓	✓	✓	✓	✓	✓	✓	✓	-	-	✓	✓	✓	✓	✓	✓	✓	-					
			FJRP22AAP	-	-	-	-	-	-	-	-	-	-	-	-	-	-	-	-	-	-	-	-	-	-				
Living Room and Dining Room 客廳及飯廳	Variable Refrigerant Flow System (Indoor Unit) 變冷媒流量系統(室內機)	Daikin 大金	FXDP45QPVC	✓	-	✓	-	✓	-	✓	-	✓	-	-	-	-	✓	✓	✓	✓	✓	✓	✓	-					
			FXDP56QPVC	-	✓	-	✓	-	✓	-	✓	-	✓	-	-	-	-	✓	✓	✓	✓	✓	✓	✓	-				
			FJRP56AAP	-	-	-	-	-	-	-	-	-	-	-	-	-	-	-	-	-	-	-	-	-	-				
	Air Purifier 空氣清新機	Alpward 愛華淨	AD-01-S	✓	✓	✓	✓	✓	✓	✓	✓	✓	✓	✓	-	-	✓	✓	✓	✓	✓	✓	✓	✓	-				
AD-01-C1			-	-	-	-	-	-	-	-	-	-	-	-	-	-	-	-	-	-	-	-	-	-					
Master Bedroom 主睡房	Variable Refrigerant Flow System (Indoor Unit) 變冷媒流量系統(室內機)	Daikin 大金	FXDP36QPVC	✓	✓	✓	✓	✓	✓	✓	✓	✓	✓	-	-	-	-	-	-	-	-	-	-	-					
			FXDP45QPVC	✓	-	✓	-	✓	-	✓	-	✓	-	-	-	-	-	-	✓	-	-	-	-	-					
			FXD56QPVC	-	-	-	-	-	-	-	-	-	-	-	-	-	-	✓	✓	✓	✓	✓	✓	✓	-				
			FJRP45AAP	-	-	-	-	-	-	-	-	-	-	-	-	-	-	-	-	-	-	-	-	-	-				
			FJRP56AAP	-	-	-	-	-	-	-	-	-	-	-	-	-	-	-	-	-	-	-	-	-	-				
	Air Purifier 空氣清新機	Alpward 愛華淨	AD-01-S	✓	✓	✓	✓	✓	✓	✓	✓	✓	✓	-	-	✓	✓	✓	✓	✓	✓	✓	✓	✓	-				
Closet 衣帽間	Variable Refrigerant Flow System (Indoor Unit) 變冷媒流量系統(室內機)	Daikin 大金	FJRP22AAP	-	-	-	-	-	-	-	-	-	-	-	-	-	-	-	-	-	-	-	-	-					
			FJRP36AAP	-	-	-	-	-	-	-	-	-	-	-	-	-	-	-	-	-	-	-	-	-					
			FXDP28QPVC	✓	-	✓	-	✓	-	✓	-	✓	-	-	-	-	-	✓	✓	✓	✓	✓	✓	✓	-				
			FXDP45QPVC	-	✓	-	✓	-	✓	-	✓	-	✓	-	-	-	-	-	-	-	-	-	-	-	-				
	Dehumidifier 抽濕機	Cold Magic 高美	DVH-22R2	✓	✓	✓	✓	✓	✓	✓	✓	✓	✓	-	-	✓	✓	✓	✓	✓	✓	✓	✓	✓	-				
Closet 1 衣帽間 1	Variable Refrigerant Flow System (Indoor Unit) 變冷媒流量系統(室內機)	Daikin 大金	FJRP22AAP	-	-	-	-	-	-	-	-	-	-	-	-	-	-	-	-	-	-	-	-						
Closet 2 衣帽間 2	Variable Refrigerant Flow System (Indoor Unit) 變冷媒流量系統(室內機)	Daikin 大金	FJRP36AAP	-	-	-	-	-	-	-	-	-	-	-	-	-	-	-	-	-	-	-	-						
Bedroom 1 睡房 1	Variable Refrigerant Flow System (Indoor Unit) 變冷媒流量系統(室內機)	Daikin 大金	FXDP45QPVC	✓	-	✓	-	✓	-	✓	-	✓	-	-	-	-	-	-	-	-	-	-	-	-					
			FXDP56QPVC	-	✓	-	✓	-	✓	-	✓	-	✓	-	-	-	✓	✓	✓	✓	✓	✓	✓	-					
			FJRP36AAP	-	-	-	-	-	-	-	-	-	-	-	-	-	-	-	-	-	-	-	-	-	-				
			FJRP45AAP	-	-	-	-	-	-	-	-	-	-	-	-	-	-	-	-	-	-	-	-	-	-				

The Vendor undertakes that if lifts or appliances of the specified brand name or model number are not installed in the Development, lifts or appliances of comparable quality will be installed.

Notes:

- 4/F, 13/F, 14/F and 24/F are omitted.
- “✓” denotes such appliance(s) is/are provided and /or installed in the residential unit. “-” denotes “Not provided” or “Not applicable”.
- * denotes a portion/portions of the Flat Roof(s)/Roof(s) has/have concrete plinth(s) for placement of air-conditioner outdoor unit(s).

賣方承諾如發展項目中沒有安裝指明的品牌名稱或產品型號的升降機或設備，便會安裝品質相若的升降機或設備。

備註:

- 不設4樓、13樓、14樓及24樓。
- 「✓」表示此設備於該住宅單位內提供/或安裝。符號「-」表示「不提供」或「不適用」。
- *表示平台/天台部份範圍設有混凝土底座供放置空調室外機。

23 FITTINGS, FINISHES AND APPLIANCES

裝置、裝修物料及設備

Location 位置	Appliance 設備	Brand 品牌	Tower 座		Tower 5 第5座										Tower 6 第6座															
			Floor 樓層	1/F 1樓		2/F-3/F, 5/F-12/F, 15/F-23/F 2樓至3樓, 5樓至12樓, 15樓至23樓				25/F 25樓		26/F 26樓		27/F 27樓		28/F (Simplex) 28樓 (單層)		29/F & 30/F (Duplex) 29樓及30樓 (複式)		1/F 1樓		2/F-3/F, 5/F-12/F, 15-16/F 2樓至3樓, 5樓至12樓, 15樓至16樓				17/F 17樓		18/F-23/F, 25/F-29/F 18樓至23樓, 25樓至29樓		30/F (Simplex) 30樓 (單層)
				型號 Model No.	單位 Unit	A	B	A	B	A	B	A	B	A	B	A	A	A	B	A	B	A	B	A	B	A				
Bedroom 2 睡房 2	Variable Refrigerant Flow System (Indoor Unit) 變冷媒流量系統(室內機)	Daikin 大金	FXDP45QPVC	✓	✓	✓	✓	✓	✓	✓	✓	✓	✓	✓	-	-	✓	✓	✓	✓	✓	✓	-	-						
			FJRP36AAP	-	-	-	-	-	-	-	-	-	-	-	-	-	-	-	-	-	-	-	-	-	-					
			FJRP45AAP	-	-	-	-	-	-	-	-	-	-	-	-	-	-	-	-	-	-	-	-	-	-	-				
			FJRP56AAP	-	-	-	-	-	-	-	-	-	-	-	-	-	-	-	-	-	-	-	-	-	-	-				
Bedroom 3 睡房 3	Variable Refrigerant Flow System (Indoor Unit) 變冷媒流量系統(室內機)	Daikin 大金	FXDP45QPVC	-	-	-	-	-	-	-	-	-	-	-	-	-	✓	✓	✓	✓	-	✓	✓	-	-					
			FXDP56QPVC	✓	✓	✓	✓	✓	✓	✓	✓	✓	✓	✓	✓	-	-	-	-	-	-	-	-	-	-	-				
			FJRP36AAP	-	-	-	-	-	-	-	-	-	-	-	-	-	-	-	-	-	-	-	-	-	-	-	-			
			FJRP56AAP	-	-	-	-	-	-	-	-	-	-	-	-	-	-	-	-	-	-	-	-	-	-	-	-			
Bedroom 4 睡房 4	Variable Refrigerant Flow System (Indoor Unit) 變冷媒流量系統(室內機)	Daikin 大金	FJRP36AAP	-	-	-	-	-	-	-	-	-	-	-	-	-	-	-	-	-	-	-	-	-						
Family Room 家庭廳	Variable Refrigerant Flow System (Indoor Unit) 變冷媒流量系統(室內機)	Daikin 大金	FJRP56AAP	-	-	-	-	-	-	-	-	-	-	-	-	-	-	-	-	-	-	-	-	-						
Kitchen 廚房	Variable Refrigerant Flow System (Indoor Unit) 變冷媒流量系統(室內機)	Daikin 大金	FXDP45QPVC	✓	✓	✓	✓	✓	✓	✓	✓	✓	✓	-	-	✓	✓	✓	✓	✓	✓	✓	✓	-						
			FJRP36AAP	-	-	-	-	-	-	-	-	-	-	-	-	-	-	-	-	-	-	-	-	-	-					
			FJRP56AAP	-	-	-	-	-	-	-	-	-	-	-	-	-	-	-	-	-	-	-	-	-	-	-				
	Ventilation Fan 抽氣扇	Panasonic 樂聲	FV-04NU1H	-	✓	-	✓	-	✓	-	✓	-	✓	-	-	-	✓	✓	✓	✓	✓	✓	✓	-	-					
			FV-05NU1H	✓	-	✓	-	✓	-	✓	-	✓	-	✓	-	-	-	-	-	-	-	-	-	-	-	-				
	Gas Water Heater 煤氣熱水爐	TGC	TRJW222TFL	-	-	-	-	-	-	-	-	-	-	-	-	-	-	-	-	-	-	-	-	-	-					
			TRJW222TFQL	-	-	-	-	-	-	-	-	-	-	-	-	-	-	-	-	-	-	-	-	-	-	-				
	Refrigerator 雪櫃	Gaggenau	RY492303	-	✓	-	✓	-	✓	-	✓	-	✓	-	-	-	✓	✓	✓	✓	✓	✓	✓	-	-					
			RC462304 + RF411304	✓	-	✓	-	✓	-	✓	-	✓	-	✓	-	-	-	-	-	-	-	-	-	-	-	-				
		Sub Zero	ICBBI-48S	-	-	-	-	-	-	-	-	-	-	-	-	-	-	-	-	-	-	-	-	-	-					
	Electric Oven 電焗爐	Gaggenau	EB333111	✓	✓	✓	✓	✓	✓	✓	✓	✓	✓	✓	-	-	✓	✓	✓	✓	✓	✓	✓	-	-					
		Miele	H7890BP	-	-	-	-	-	-	-	-	-	-	-	-	-	-	-	-	-	-	-	-	-	-					
	Steam Oven 蒸爐	Gaggenau	BSP220111/BSP221111	✓	✓	✓	✓	✓	✓	✓	✓	✓	✓	-	-	✓	✓	✓	✓	✓	✓	✓	✓	-	-					
Steam Combination Oven 蒸焗爐	Miele	DGC7840	-	-	-	-	-	-	-	-	-	-	-	-	-	-	-	-	-	-	-	-	-	-						

The Vendor undertakes that if lifts or appliances of the specified brand name or model number are not installed in the Development, lifts or appliances of comparable quality will be installed.

Notes:

- 4/F, 13/F, 14/F and 24/F are omitted.
- “✓” denotes such appliance(s) is/are provided and /or installed in the residential unit. “-” denotes “Not provided” or “Not applicable”.
- * denotes a portion/portions of the Flat Roof(s)/Roof(s) has/have concrete plinth(s) for placement of air-conditioner outdoor unit(s).

賣方承諾如發展項目中沒有安裝指明的品牌名稱或產品型號的升降機或設備，便會安裝品質相若的升降機或設備。

備註:

- 不設4樓、13樓、14樓及24樓。
- 「✓」表示此設備於該住宅單位內提供/或安裝。符號「-」表示「不提供」或「不適用」。
- *表示平台/天台部份範圍設有混凝土底座供放置空調室外機。

23 FITTINGS, FINISHES AND APPLIANCES

裝置、裝修物料及設備

Location 位置	Appliance 設備	Brand 品牌	Tower 座		Tower 5 第5座										Tower 6 第6座															
			Floor 樓層	1/F 1樓		2/F-3/F, 5/F-12/F, 15/F-23/F 2樓至3樓, 5樓至12樓, 15樓至23樓				25/F 25樓		26/F 26樓		27/F 27樓		28/F (Simplex) 28樓 (單層)		29/F & 30/F (Duplex) 29樓及30樓 (複式)		1/F 1樓		2/F-3/F, 5/F-12/F, 15-16/F 2樓至3樓, 5樓至12樓, 15樓至16樓				17/F 17樓		18/F-23/F, 25/F-29/F 18樓至23樓, 25樓至29樓		30/F (Simplex) 30樓 (單層)
				型號 Model No.	單位 Unit	A	B	A	B	A	B	A	B	A	B	A	A	A	B	A	B	A	B	A	B	A				
Kitchen 廚房	Gas Hob (Wok Burner) 煤氣煮食爐(炒鑊用)	Gaggenau	VG231320HK	✓	✓	✓	✓	✓	✓	✓	✓	✓	✓	✓	✓	✓	✓	✓	✓	✓	✓	✓	✓	✓	-					
	Gas Hob (2-Burners) 煤氣煮食爐(雙爐頭)	Gaggenau	VG232320HK	✓	✓	✓	✓	✓	✓	✓	✓	✓	✓	✓	✓	✓	✓	✓	✓	✓	✓	✓	✓	✓	-					
	Induction Hob 電磁煮食爐	Gaggenau	VI232120	✓	✓	✓	✓	✓	✓	✓	✓	✓	✓	✓	✓	✓	✓	✓	✓	✓	✓	✓	✓	✓	-					
	Gas Hob (Wok Burner) 煤氣煮食爐(炒鑊用)	Miele	CS1013-1	-	-	-	-	-	-	-	-	-	-	-	-	-	-	-	-	-	-	-	-	-	-					
	Gas Hob (2-Burners) 煤氣煮食爐(雙爐頭)	Miele	CS1028G	-	-	-	-	-	-	-	-	-	-	-	-	-	-	-	-	-	-	-	-	-	-					
	Induction Hob 電磁煮食爐	Miele	CS1222i	-	-	-	-	-	-	-	-	-	-	-	-	-	-	-	-	-	-	-	-	-	-					
	Barbecue Grill 燒烤爐	Miele	CS1322BG	-	-	-	-	-	-	-	-	-	-	-	-	-	-	-	-	-	-	-	-	-	-					
	Cooker Hood 抽油煙機	Gaggenau	AC200191	✓	✓	✓	✓	✓	✓	✓	✓	✓	✓	✓	✓	✓	✓	✓	✓	✓	✓	✓	✓	✓	✓	-				
		Miele	DA5328W	-	-	-	-	-	-	-	-	-	-	-	-	-	-	-	-	-	-	-	-	-	-					
	Wine Cellar 酒櫃	Sub Zero	ICBIW-24	-	-	-	-	-	-	-	-	-	-	-	-	-	-	-	-	-	-	-	-	-	-					
		Gaggenau	RW404261	✓	✓	✓	✓	✓	✓	✓	✓	✓	✓	✓	✓	✓	✓	✓	✓	✓	✓	✓	✓	✓	✓	-				
	Coffee Machine 咖啡機	Gaggenau	CMP250112	✓	✓	✓	✓	✓	✓	✓	✓	✓	✓	✓	✓	✓	✓	✓	✓	✓	✓	✓	✓	✓	✓	-				
		Miele	CVA7840	-	-	-	-	-	-	-	-	-	-	-	-	-	-	-	-	-	-	-	-	-	-					
	Dishwasher 洗碗碟機	Gaggenau	DF210100	✓	✓	✓	✓	✓	✓	✓	✓	✓	✓	✓	✓	✓	✓	✓	✓	✓	✓	✓	✓	✓	✓	-				
		Miele	G7150C SCVi	-	-	-	-	-	-	-	-	-	-	-	-	-	-	-	-	-	-	-	-	-	-					
	Food Warming Drawer 食物保溫櫃	Gaggenau	WSP221110	✓	-	✓	-	✓	-	✓	-	✓	-	-	-	-	-	-	-	-	-	-	-	-	-					
		Miele	ESW7010	-	-	-	-	-	-	-	-	-	-	-	-	-	-	-	-	-	-	-	-	-	-					
	Vacuum Sealing Drawer 真空處理櫃	Miele	EVS7010	-	-	-	-	-	-	-	-	-	-	-	-	-	-	-	-	-	-	-	-	-	-					
	2 in 1 Washer and Dryer 2合1洗衣乾衣機	Gaggenau	WD200140	✓	✓	✓	✓	✓	✓	✓	✓	✓	✓	✓	✓	✓	✓	✓	✓	✓	✓	✓	✓	✓	✓	-				
	Washing Machine 洗衣機	Miele	WEI865	-	-	-	-	-	-	-	-	-	-	-	-	-	-	-	-	-	-	-	-	-	-					
Heat Pump Tumble Dryer 熱泵乾衣機	Miele	TEJ665WP	-	-	-	-	-	-	-	-	-	-	-	-	-	-	-	-	-	-	-	-	-	-						
Utility Room 工作間	Variable Refrigerant Flow System (Indoor Unit) 變冷媒流量系統(室內機)	Daikin 大金	FXAQ20PVE	✓	✓	✓	✓	✓	✓	✓	✓	✓	✓	✓	✓	✓	✓	✓	✓	✓	✓	✓	✓	✓	-					

The Vendor undertakes that if lifts or appliances of the specified brand name or model number are not installed in the Development, lifts or appliances of comparable quality will be installed.

Notes:

- 4/F, 13/F, 14/F and 24/F are omitted.
- “✓” denotes such appliance(s) is/are provided and /or installed in the residential unit. “-” denotes “Not provided” or “Not applicable”.
- * denotes a portion/portions of the Flat Roof(s)/Roof(s) has/have concrete plinth(s) for placement of air-conditioner outdoor unit(s).

賣方承諾如發展項目中沒有安裝指明的品牌名稱或產品型號的升降機或設備，便會安裝品質相若的升降機或設備。

備註:

- 不設4樓、13樓、14樓及24樓。
- 「✓」表示此設備於該住宅單位內提供/或安裝。符號「-」表示「不提供」或「不適用」。
- *表示平台/天台部份範圍設有混凝土底座供放置空調室外機。

23 FITTINGS, FINISHES AND APPLIANCES

裝置、裝修物料及設備

Location 位置	Appliance 設備	Brand 品牌	Tower 座		Tower 5 第5座										Tower 6 第6座														
			Floor 樓層	1/F 1樓		2/F-3/F, 5/F-12/F, 15/F-23/F 2樓至3樓, 5樓至12樓, 15樓至23樓				25/F 25樓		26/F 26樓		27/F 27樓		28/F (Simplex) 28樓 (單層)		29/F & 30/F (Duplex) 29樓及30樓 (複式)		1/F 1樓		2/F-3/F, 5/F-12/F, 15-16/F 2樓至3樓, 5樓至12樓, 15樓至16樓			17/F 17樓		18/F-23/F, 25/F-29/F 18樓至23樓, 25樓至29樓		30/F (Simplex) 30樓 (單層)
				型號 Model No.	單位 Unit	A	B	A	B	A	B	A	B	A	B	A	A	A	B	A	B	A	B	A	B	A			
Utility Room 1 工作間 1	Variable Refrigerant Flow System (Indoor Unit) 變冷媒流量系統(室內機)	Daikin 大金	FXAQ20PVE	-	-	-	-	-	-	-	-	-	-	-	-	-	-	-	-	-	-	-	-	-					
Utility Room 2 工作間 2	Variable Refrigerant Flow System (Indoor Unit) 變冷媒流量系統(室內機)	Daikin 大金	FXAQ20PVE	-	-	-	-	-	-	-	-	-	-	-	-	-	-	-	-	-	-	-	-	-					
Master Bathroom 主浴室	Variable Refrigerant Flow System (Indoor Unit) 變冷媒流量系統(室內機)	Daikin 大金	FXDP22QPVC	✓	✓	✓	✓	✓	✓	✓	✓	✓	✓	-	-	✓	✓	✓	✓	✓	✓	✓	✓	-					
			FJRP45AAP	-	-	-	-	-	-	-	-	-	-	-	-	-	-	-	-	-	-	-	-	-	-	-			
	Ventilation Fan 抽氣扇	Panasonic 樂聲	FV-04NU1H	✓	✓	✓	✓	✓	✓	✓	✓	✓	✓	✓	-	-	✓	✓	✓	✓	✓	✓	✓	✓	-				
			FV-05NU1H	-	-	-	-	-	-	-	-	-	-	-	-	-	-	-	-	-	-	-	-	-	-	-			
	Gas Water Heater 煤氣熱水爐	TGC	TRJW222TFL	✓	✓	✓	✓	✓	✓	✓	✓	✓	✓	✓	-	-	✓	✓	✓	✓	✓	✓	✓	✓	-				
	Motorized Venetian Blind 電動百葉簾	Graber	Premium Faux Wood	✓	✓	✓	✓	✓	✓	✓	✓	✓	✓	✓	-	-	✓	✓	✓	✓	✓	✓	✓	✓	-				
	Mist-Free Mirror System 防霧鏡	Monarch	7040L	✓	✓	✓	✓	✓	✓	✓	✓	✓	✓	✓	-	-	✓	✓	✓	✓	✓	✓	✓	✓	-				
Floor Heating System 地暖系統	Mantle	BELSTAT-PRO	✓	✓	✓	✓	✓	✓	✓	✓	✓	✓	✓	-	-	✓	✓	✓	✓	✓	✓	✓	✓	-					
Bathroom 1 浴室 1	Variable Refrigerant Flow System (Indoor Unit) 變冷媒流量系統(室內機)	Daikin 大金	FJRP56AAP	-	-	-	-	-	-	-	-	-	-	-	-	-	-	-	-	-	-	-	-	-					
	Thermo Ventilator 浴室寶	Panasonic 樂聲	FV-40BE2H	✓	✓	✓	✓	✓	✓	✓	✓	✓	✓	-	-	✓	✓	✓	✓	✓	✓	✓	✓	-					
	Ventilation Fan 抽氣扇	Panasonic 樂聲	FV-04NU1H	✓	-	✓	-	✓	-	✓	-	✓	-	-	-	-	-	-	-	-	-	-	-	-					
			FV-05NU1H	-	✓	-	✓	-	✓	-	✓	-	✓	-	-	-	✓	✓	✓	✓	✓	✓	✓	✓	-				
	Gas Water Heater 煤氣熱水爐	TGC	TRJW222TFQL	-	-	-	-	-	-	-	-	-	-	-	-	-	-	-	-	-	-	-	-	-					
Mist-Free Mirror System 防霧鏡	Monarch	7040L	✓	✓	✓	✓	✓	✓	✓	✓	✓	✓	✓	-	-	✓	✓	✓	✓	✓	✓	✓	✓	-					
Bathroom 2 浴室 2	Variable Refrigerant Flow System (Indoor Unit) 變冷媒流量系統(室內機)	Daikin 大金	FJRP28AAP	-	-	-	-	-	-	-	-	-	-	-	-	-	-	-	-	-	-	-	-	-					
	Thermo Ventilator 浴室寶	Panasonic 樂聲	FV-40BE2H	✓	✓	✓	✓	✓	✓	✓	✓	✓	✓	-	-	✓	✓	✓	✓	✓	✓	✓	✓	-					
	Ventilation Fan 抽氣扇	Panasonic 樂聲	FV-04NU1H	✓	-	✓	-	✓	-	✓	-	✓	-	-	-	-	-	-	-	-	-	-	-	-					
			FV-05NU1H	-	-	-	-	-	-	-	-	-	-	-	-	-	-	-	-	-	-	-	-	✓					
Mist-Free Mirror System 防霧鏡	Monarch	7040L	✓	✓	✓	✓	✓	✓	✓	✓	✓	✓	✓	-	-	✓	✓	✓	✓	✓	✓	✓	✓	-					

The Vendor undertakes that if lifts or appliances of the specified brand name or model number are not installed in the Development, lifts or appliances of comparable quality will be installed.

Notes:

- 4/F, 13/F, 14/F and 24/F are omitted.
- “✓” denotes such appliance(s) is/are provided and /or installed in the residential unit. “-” denotes “Not provided” or “Not applicable”.
- * denotes a portion/portions of the Flat Roof(s)/Roof(s) has/have concrete plinth(s) for placement of air-conditioner outdoor unit(s).

賣方承諾如發展項目中沒有安裝指明的品牌名稱或產品型號的升降機或設備，便會安裝品質相若的升降機或設備。

備註:

- 不設4樓、13樓、14樓及24樓。
- 「✓」表示此設備於該住宅單位內提供/或安裝。符號「-」表示「不提供」或「不適用」。
- *表示平台/天台部份範圍設有混凝土底座供放置空調室外機。

23 FITTINGS, FINISHES AND APPLIANCES

裝置、裝修物料及設備

Location 位置	Appliance 設備	Brand 品牌	Tower 座		Tower 5 第5座										Tower 6 第6座															
			Floor 樓層	1/F 1樓		2/F-3/F, 5/F-12/F, 15/F-23/F 2樓至3樓, 5樓至12樓, 15樓至23樓				25/F 25樓		26/F 26樓		27/F 27樓		28/F (Simplex) 28樓 (單層)		29/F & 30/F (Duplex) 29樓及30樓 (複式)		1/F 1樓		2/F-3/F, 5/F-12/F, 15-16/F 2樓至3樓, 5樓至12樓, 15樓至16樓				17/F 17樓		18/F-23/F, 25/F-29/F 18樓至23樓, 25樓至29樓		30/F (Simplex) 30樓 (單層)
				型號 Model No.	單位 Unit	A	B	A	B	A	B	A	B	A	B	A	A	A	B	A	B	A	B	A	B	A				
Bathroom 3 浴室 3	Thermo Ventilator 浴室寶	Panasonic 樂聲	FV-40BE2H	✓	-	✓	-	✓	-	✓	-	✓	-	-	-	-	-	-	-	-	-	-	-	-						
			FV-05NU1H	✓	-	✓	-	✓	-	✓	-	✓	-	✓	-	-	-	-	-	-	-	-	-	-	-					
	Gas Water Heater 煤氣熱水爐	TGC	TRJW222TFL	-	-	-	-	✓	-	-	-	-	-	-	-	-	-	-	-	-	-	-	-	-						
			TRJW222TFQL																											
Bathroom 4 浴室 4	Mist-Free Mirror System 防霧鏡	Monarch	7040L	✓	-	✓	-	✓	-	✓	-	✓	-	-	-	-	-	-	-	-	-	-	-	-						
	Thermo Ventilator 浴室寶	Panasonic 樂聲	FV-40BE2H	-	-	-	-	-	-	-	-	-	-	-	-	-	-	-	-	-	-	-	-	-						
	Ventilation Fan 抽氣扇	Panasonic 樂聲	FV-05NU1H	-	-	-	-	-	-	-	-	-	-	-	-	-	-	-	-	-	-	-	-	-						
Lavatory 廁所	Gas Water Heater 煤氣熱水爐	TGC	TRJW222TFL	-	-	-	-	-	-	-	-	-	-	-	-	-	-	-	-	-	-	-	-	-						
	Ventilation Fan 抽氣扇	Panasonic 樂聲	FV-02NU1H	✓	✓	✓	✓	✓	✓	✓	✓	✓	✓	-	-	✓	✓	✓	✓	✓	✓	✓	✓	-						
Lavatory 1 廁所 1	Ventilation Fan 抽氣扇	Panasonic 樂聲	FV-02NU1H	-	-	-	-	-	-	-	-	-	✓	✓	-	-	-	-	-	-	-	-	-	✓						
Lavatory 2 廁所 2	Thermo Ventilator 浴室寶	Panasonic 樂聲	FV-40BE2H	-	-	-	-	-	-	-	-	-	-	-	-	-	-	-	-	-	-	-	-	-						
	Ventilation Fan 抽氣扇	Panasonic 樂聲	FV-02NU1H	-	-	-	-	-	-	-	-	-	-	✓	-	-	-	-	-	-	-	-	-	✓						
			FV-04NU1H	-	-	-	-	-	-	-	-	-	-	✓	-	-	-	-	-	-	-	-	-	-	-					
Lavatory 3 廁所 3	Ventilation Fan 抽氣扇	Panasonic 樂聲	FV-02NU1H	-	-	-	-	-	-	-	-	-	✓	✓	-	-	-	-	-	-	-	-	-	-						
Storeroom 1 儲物房 1	Variable Refrigerant Flow System (Indoor Unit) 變冷媒流量系統(室內機)	Daikin 大金	FXAQ20PVE	✓	-	✓	-	✓	-	-	-	-	-	-	-	✓	✓	✓	✓	✓	✓	✓	✓	-						
	Gas Water Heater 煤氣熱水爐	TGC	TRJW222TFQL	-	-	-	-	-	-	-	-	-	-	-	-	-	-	-	-	-	-	-	-	-						
Storeroom 2 儲物房 2	Variable Refrigerant Flow System (Indoor Unit) 變冷媒流量系統(室內機)	Daikin 大金	FXAQ20PVE	✓	-	✓	-	✓	-	✓	-	✓	-	-	-	✓	✓	✓	✓	✓	✓	✓	✓	-						
			FJRP22AAP	-	-	-	-	-	-	-	-	-	-	-	-	-	-	-	-	-	-	-	-	-	-					
Storeroom 3 儲物房 3	Variable Refrigerant Flow System (Indoor Unit) 變冷媒流量系統(室內機)	Daikin 大金	FXAQ20PVE	-	✓	-	✓	-	✓	-	✓	-	✓	-	-	-	-	-	-	-	-	-	-	-						
Storeroom 4 儲物房 4	Variable Refrigerant Flow System (Indoor Unit) 變冷媒流量系統(室內機)	Daikin 大金	FXAQ20PVE	-	✓	-	✓	-	✓	-	✓	-	✓	-	-	-	-	-	-	-	-	-	-	-						

The Vendor undertakes that if lifts or appliances of the specified brand name or model number are not installed in the Development, lifts or appliances of comparable quality will be installed.

Notes:

- 4/F, 13/F, 14/F and 24/F are omitted.
- “✓” denotes such appliance(s) is/are provided and /or installed in the residential unit. “-” denotes “Not provided” or “Not applicable”.
- * denotes a portion/portions of the Flat Roof(s)/Roof(s) has/have concrete plinth(s) for placement of air-conditioner outdoor unit(s).

賣方承諾如發展項目中沒有安裝指明的品牌名稱或產品型號的升降機或設備，便會安裝品質相若的升降機或設備。

備註:

- 不設4樓、13樓、14樓及24樓。
- 「✓」表示此設備於該住宅單位內提供/或安裝。符號「-」表示「不提供」或「不適用」。
- *表示平台/天台部份範圍設有混凝土底座供放置空調室外機。

23 FITTINGS, FINISHES AND APPLIANCES

裝置、裝修物料及設備

Location 位置	Appliance 設備	Brand 品牌	Tower 座		Tower 5 第5座										Tower 6 第6座														
			Floor 樓層	1/F 1樓		2/F-3/F, 5/F-12/F, 15/F-23/F 2樓至3樓, 5樓至12樓, 15樓至23樓				25/F 25樓		26/F 26樓		27/F 27樓		28/F (Simplex) 28樓 (單層)		29/F & 30/F (Duplex) 29樓及30樓 (複式)		1/F 1樓		2/F-3/F, 5/F-12/F, 15-16/F 2樓至3樓, 5樓至12樓, 15樓至16樓			17/F 17樓		18/F-23/F, 25/F-29/F 18樓至23樓, 25樓至29樓		30/F (Simplex) 30樓 (單層)
				型號 Model No.	單位 Unit	A	B	A	B	A	B	A	B	A	B	A	A	A	B	A	B	A	B	A	B	A			
Corridor 走廊	Gas Water Heater 煤氣熱水爐	TGC	TRJW222TFL	-	-	-	-	-	-	-	-	-	-	-	-	-	-	-	-	-	-	-	-	-					
Corridor 1 走廊 1	Variable Refrigerant Flow System (Indoor Unit) 變冷媒流量系統(室內機)	Daikin 大金	FJRP45AAP	-	-	-	-	-	-	-	-	-	-	-	-	-	-	-	-	-	-	-	-	-					
			FXMFP140AB	-	-	-	-	-	-	-	-	-	-	-	-	-	-	-	-	-	-	-	-	-	-	-			
Corridor 3 走廊 3	Variable Refrigerant Flow System (Indoor Unit) 變冷媒流量系統(室內機)	Daikin 大金	FJRP22AAP	-	-	-	-	-	-	-	-	-	-	-	-	-	-	-	-	-	-	-	-	-					
Corridor 4 走廊 4	Variable Refrigerant Flow System (Indoor Unit) 變冷媒流量系統(室內機)	Daikin 大金	FJRP22AAP	-	-	-	-	-	-	-	-	-	-	-	-	-	-	-	-	-	-	-	-	-					
Corridor 5 走廊 5	Variable Refrigerant Flow System (Indoor Unit) 變冷媒流量系統(室內機)	Daikin 大金	FJRP22AAP	-	-	-	-	-	-	-	-	-	-	-	-	-	-	-	-	-	-	-	-	-					
Air-Conditioner Plant Room 空調機房	Variable Refrigerant Flow System (Outdoor Unit) 變冷媒流量系統(室外機)	Daikin 大金	RUXYQ10BA	-	✓	-	✓	-	✓	-	✓	-	✓	-	-	-	-	-	-	-	-	-	-	-					
			RUXYQ12BA	✓	-	✓	-	✓	-	✓	-	✓	-	✓	-	-	-	-	-	-	-	-	-	-	-				
			RUXYQ14BA	✓	✓	✓	✓	✓	✓	✓	✓	✓	✓	✓	✓	-	-	-	-	-	-	-	-	-	-	-			
			RUXYQ20BA	-	-	-	-	-	-	-	-	-	-	-	-	-	-	✓	✓	✓	✓	✓	✓	✓	✓	-			
Flat Roof 平台	Variable Refrigerant Flow System (Outdoor Unit) 變冷媒流量系統(室外機)	Daikin 大金	TRJW162TFQL	✓	✓	✓	✓	✓	✓	✓	✓	✓	✓	-	-	✓	✓	✓	✓	✓	✓	✓	✓	✓					
			RJZQ12BAY	-	-	-	-	-	-	-	-	-	-	-	-	-	-	-	-	-	-	-	-	-	-				
Roof 天台	Variable Refrigerant Flow System (Outdoor Unit) 變冷媒流量系統(空調室外機)	Daikin 大金	RJZQ16ABY	-	-	-	-	-	-	-	-	-	-	-	-	-	-	-	-	-	-	-	-	-					
			RJZQ12BAY	-	-	-	-	-	-	-	-	-	-	-	-	-	-	-	-	-	-	-	-	-	-				
Private Lift Machine Room 私人升降機房	Ventilation Fan 抽氣扇	Ostberg	RK400x200C1	-	-	-	-	-	-	-	-	-	-	-	✓	-	-	-	-	-	-	-	-	-					

The Vendor undertakes that if lifts or appliances of the specified brand name or model number are not installed in the Development, lifts or appliances of comparable quality will be installed.

Notes:

- 4/F, 13/F, 14/F and 24/F are omitted.
- “✓” denotes such appliance(s) is/are provided and /or installed in the residential unit. “-” denotes “Not provided” or “Not applicable”.
- * denotes a portion/portions of the Flat Roof(s)/Roof(s) has/have concrete plinth(s) for placement of air-conditioner outdoor unit(s).

賣方承諾如發展項目中沒有安裝指明的品牌名稱或產品型號的升降機或設備，便會安裝品質相若的升降機或設備。

備註:

- 不設4樓、13樓、14樓及24樓。
- 「✓」表示此設備於該住宅單位內提供/或安裝。符號「-」表示「不提供」或「不適用」。
- *表示平台/天台部份範圍設有混凝土底座供放置空調室外機。

23 FITTINGS, FINISHES AND APPLIANCES

裝置、裝修物料及設備

Location 位置	Appliance 設備	Brand 品牌	Tower 座		Tower 8 第8座					
			Floor 樓層	單位 Unit	1/F 1樓		2/F-3/F, 5/F-12/F, 15/F-23/F, 25/F-31/F 2樓至3樓, 5樓至12樓, 15樓至23樓, 25樓至31樓		32/F 32樓	
					A	B	A	B	A	B
Private Lift Lobby 私人升降機大堂	Variable Refrigerant Flow System (Indoor Unit) 變冷媒流量系統(室內機)	Daikin 大金	FXDP22QPVC		✓	✓	✓	✓	✓	✓
Living Room and Dining Room 客廳及飯廳	Variable Refrigerant Flow System (Indoor Unit) 變冷媒流量系統(室內機)	Daikin 大金	FXDP45QPVC		✓	✓	✓	✓	✓	✓
			FXDP56QPVC		✓	✓	✓	✓	✓	✓
Master Bedroom 主睡房	Variable Refrigerant Flow System (Indoor Unit) 變冷媒流量系統(室內機)	Daikin 大金	FXDP56QPVC		✓	✓	✓	✓	✓	✓
			AD-01-S		✓	✓	✓	✓	✓	✓
Bedroom 1 睡房 1	Variable Refrigerant Flow System (Indoor Unit) 變冷媒流量系統(室內機)	Daikin 大金	FXDP36QPVC		✓	✓	✓	✓	✓	✓
			FXDP56QPVC		✓	✓	✓	✓	✓	✓
Bedroom 2 睡房 2	Variable Refrigerant Flow System (Indoor Unit) 變冷媒流量系統(室內機)	Daikin 大金	FXDP28QPVC		✓	✓	✓	✓	✓	✓
Kitchen 廚房	Variable Refrigerant Flow System (Indoor Unit) 變冷媒流量系統(室內機)	Daikin 大金	FXDP36QPVC		✓	✓	✓	✓	✓	✓
	Ventilation Fan 抽氣扇	Panasonic 樂聲	FV-04NU1H		✓	✓	✓	✓	✓	✓
	Gas Water Heater 煤氣熱水爐	TGC	TRJW222TFQL		✓	✓	✓	✓	✓	✓
	Refrigerator 雪櫃	Gaggenau	RB472303		✓	✓	✓	✓	✓	✓
	Steam Combination Oven 蒸焗爐	Gaggenau	BSP250111/BSP251111		✓	✓	✓	✓	✓	✓
	Gas Hob (Wok Burner) 煤氣煮食爐(炒鑊用)	Gaggenau	VG231320HK		✓	✓	✓	✓	✓	✓
	Gas Hob (2-Burners) 煤氣煮食爐(雙爐頭)	Gaggenau	VG232320HK		✓	✓	✓	✓	✓	✓
	Induction hob 電磁煮食爐	Gaggenau	VI232120		✓	✓	✓	✓	✓	✓
	Cooker Hood 抽油煙機	Gaggenau	AC200191		✓	✓	✓	✓	✓	✓
	Wine Cellar 酒櫃	Gaggenau	RW404261		✓	✓	✓	✓	✓	✓
Dishwasher 洗碗碟機	Gaggenau	DF264100		✓	✓	✓	✓	✓	✓	
2 in 1 Washer and Dryer 2合1洗衣乾衣機	Gaggenau	WD200140		✓	✓	✓	✓	✓	✓	

The Vendor undertakes that if lifts or appliances of the specified brand name or model number are not installed in the Development, lifts or appliances of comparable quality will be installed.

Notes:

- 4/F, 13/F, 14/F and 24/F are omitted.
- “✓” denotes such appliance(s) is/are provided and /or installed in the residential unit. “-” denotes “Not provided” or “Not applicable”.
- * denotes a portion/portions of the Flat Roof(s)/Roof(s) has/have concrete plinth(s) for placement of air-conditioner outdoor unit(s).

賣方承諾如發展項目中沒有安裝指明的品牌名稱或產品型號的升降機或設備，便會安裝品質相若的升降機或設備。

備註:

- 不設4樓、13樓、14樓及24樓。
- 「✓」表示此設備於該住宅單位內提供/或安裝。符號「-」表示「不提供」或「不適用」。
- *表示平台/天台部份範圍設有混凝土底座供放置空調室外機。

23 FITTINGS, FINISHES AND APPLIANCES

裝置、裝修物料及設備

Location 位置	Appliance 設備	Brand 品牌	Tower 座		Tower 8 第8座					
			Floor 樓層	單位 Unit	1/F 1樓		2/F-3/F, 5/F-12/F, 15/F-23/F, 25/F-31/F 2樓至3樓, 5樓至12樓, 15樓至23樓, 25樓至31樓		32/F 32樓	
					A	B	A	B	A	B
Utility Room 工作間	Variable Refrigerant Flow System (Indoor Unit) 變冷媒流量系統(室內機)	Daikin 大金	FXAQ20PVE	✓	✓	✓	✓	✓	✓	
Master Bathroom 主浴室	Variable Refrigerant Flow System (Indoor Unit) 變冷媒流量系統(室內機)	Daikin 大金	FXDP22QPVC	✓	✓	✓	✓	✓	✓	
	Ventilation Fan 抽氣扇	Panasonic 樂聲	FV-04NU1H	✓	✓	✓	✓	✓	✓	
	Electric Water Heater 電熱水爐	Stiebel Eltron 斯寶亞創	DHB-E 27 LCD	✓	✓	✓	✓	✓	✓	
	Mist-Free Mirror System 防霧鏡	Monarch	7040L	✓	✓	✓	✓	✓	✓	
	Floor Heating System 地暖系統	Mantle	BELSTAT-PRO	✓	✓	✓	✓	✓	✓	
Bathroom 1 浴室 1	Thermo Ventilator 浴室寶	Panasonic 樂聲	FV-40BE2H	✓	✓	✓	✓	✓	✓	
	Mist-Free Mirror System 防霧鏡	Monarch	7040L	✓	✓	✓	✓	✓	✓	
Bathroom 2 浴室 2	Thermo Ventilator 浴室寶	Panasonic 樂聲	FV-40BE2H	✓	✓	✓	✓	✓	✓	
	Mist-Free Mirror System 防霧鏡	Monarch	7040L	✓	✓	✓	✓	✓	✓	
Lavatory 廁所	Ventilation Fan 抽氣扇	Panasonic 樂聲	FV-02NU1H	✓	✓	✓	✓	✓	✓	
Air-Conditioner Plant Room 空調機房	Variable Refrigerant Flow System (Outdoor Unit) 變冷媒流量系統(室外機)	Daikin 大金	RUXYQ18BA	✓	✓	✓	✓	✓	✓	

The Vendor undertakes that if lifts or appliances of the specified brand name or model number are not installed in the Development, lifts or appliances of comparable quality will be installed.

Notes:

- 4/F, 13/F, 14/F and 24/F are omitted.
- “✓” denotes such appliance(s) is/are provided and /or installed in the residential unit. “-” denotes “Not provided” or “Not applicable”.
- * denotes a portion/portions of the Flat Roof(s)/Roof(s) has/have concrete plinth(s) for placement of air-conditioner outdoor unit(s).

賣方承諾如發展項目中沒有安裝指明的品牌名稱或產品型號的升降機或設備，便會安裝品質相若的升降機或設備。

備註:

- 不設4樓、13樓、14樓及24樓。
- 「✓」表示此設備於該住宅單位內提供/或安裝。符號「-」表示「不提供」或「不適用」。
- *表示平台/天台部份範圍設有混凝土底座供放置空調室外機。

23 FITTINGS, FINISHES AND APPLIANCES

裝置、裝修物料及設備

SCHEDULE OF MECHANICAL & ELECTRICAL PROVISIONS OF RESIDENTIAL UNITS

住宅單位機電裝置數量說明表

Location 位置	Exposed Type Provision 外露型裝置	Non-exposed Type Provision 非外露型裝置	Tower 1 第1座								Tower 2 第2座															
			2/F 2樓		3/F, 5/F-12/F, 15/F-23/F, 25/F-26/F 3樓, 5樓至12樓, 15樓至23樓, 25樓至26樓				27/F 27樓		28/F (Simplex) 28樓 (單層)		29/F & 30/F (Duplex) 29樓及30樓 (複式)		2/F 2樓		3/F, 5/F-12/F, 15/F-23/F, 25/F-26/F 3樓, 5樓至12樓, 15樓至23樓, 25樓至26樓				27/F 27樓		28/F (Simplex) 28樓 (單層)		29/F & 30/F (Duplex) 29樓及30樓 (複式)	
			Unit 單位				Unit 單位				Unit 單位				Unit 單位											
			A	B	A	B	A	B	A	A	A	A	A	B	A	B	A	B	A	A						
Private Lift Lobby 私人升降機大堂	Smoke Detector 煙霧偵測器		2	2	2	2	2	2	2	2	2	2	2	2	2	2	2	2								
		Fire Alarm Bell 火警鐘	1	1	1	1	1	1	2	2	1	1	1	1	1	1	2	2								
	Switched Twin Socket Outlet 雙位有掣電插座		1	-	1	-	1	1	-	-	1	1	1	-	1	1	-	-								
	Motion Sensor 動作感測器		1	1	1	1	1	1	-	-	1	1	1	1	1	1	-	-								
	Lighting Point 燈位		2	3	2	2	2	2	-	-	2	2	2	2	2	2	-	-								
	Emergency Light Point 應急燈位		2	2	2	2	2	2	-	-	2	2	2	2	2	2	-	-								
		Switched Fuse Spur Unit for Lighting Fitting 燈具有掣接線位	1	1	1	1	1	1	-	-	1	1	1	1	1	1	-	-								
	Exit Sign 出路牌		1	1	1	1	1	1	-	-	1	1	1	1	1	1	-	-								
		Switched Fuse Spur Unit for Variable Refrigerant Flow System (Indoor Unit) 變冷媒流量系統有掣接線位(室內機)	1	2	1	2	2	1	-	-	2	1	2	1	1	2	-	-								
	Magnetic Door Contact 門磁感應器		3	3	3	3	3	3	-	-	3	3	3	2	3	2	-	-								
Visitor Panel 訪客對講裝置		1	1	1	1	1	1	-	-	1	1	1	1	1	1	-	-									
Living Room and Dining Room 客廳及飯廳		Switched Fuse Spur Unit for Door Bell 門鈴有掣接線位	1	1	1	1	1	1	-	-	1	1	1	1	1	1	-	-								
		Door Bell 門鈴	1	1	1	1	1	1	-	-	1	1	1	1	1	1	-	-								
	Smart Living Dimmer Switch 智能家居調光掣		-	2	2	2	2	2	-	-	2	2	2	2	2	2	-	-								
	Smart Living Curtain Control Switch 智能家居電簾控制掣		-	3	2	3	2	3	-	-	3	3	3	3	3	3	-	-								
	Smart Living Lighting Switch 智能家居照明開關掣		-	2	1	1	1	2	-	-	1	2	1	1	1	2	-	-								
	Telephone Outlet 電話插座		-	3	2	3	2	3	-	-	3	3	3	3	3	3	-	-								
	Switched Twin Socket Outlet 雙位有掣電插座		-	10	7	10	7	10	-	-	10	9	10	9	10	9	-	-								

Notes:

- 4/F, 13/F, 14/F and 24/F are omitted.
- "1, 2," denotes the quantity of such provision(s) provided in the residential unit.
- The symbol "-" as shown in the above table denotes "Not provided" or "Not applicable".

備註:

- 不設4樓、13樓、14樓及24樓。
- "1, 2,"表示提供於該住宅單位內的裝置數量。
- 上表所顯示之「-」符號代表「不提供」或「不適用」。

23 FITTINGS, FINISHES AND APPLIANCES

裝置、裝修物料及設備

Location 位置	Exposed Type Provision 外露型裝置	Non-exposed Type Provision 非外露型裝置	Tower 1 第1座								Tower 2 第2座															
			2/F 2樓		3/F, 5/F-12/F, 15/F-23/F, 25/F-26/F 3樓, 5樓至12樓, 15樓至23樓, 25樓至26樓				27/F 27樓		28/F (Simplex) 28樓 (單層)		29/F & 30/F (Duplex) 29樓及30樓 (複式)		2/F 2樓		3/F, 5/F-12/F, 15/F-23/F, 25/F-26/F 3樓, 5樓至12樓, 15樓至23樓, 25樓至26樓				27/F 27樓		28/F (Simplex) 28樓 (單層)		29/F & 30/F (Duplex) 29樓及30樓 (複式)	
			Unit 單位				Unit 單位				Unit 單位				Unit 單位											
			A	B	A	B	A	B	A	A	A	A	A	B	A	B	A	B	A	A						
Living Room and Dining Room 客廳及飯廳	Switched Twin Socket with USB Outlet 雙位有掣電插座連USB插座		-	2	2	2	2	2	-	-	2	2	2	2	2	2	-	-								
		Switched Fuse Spur Unit for Variable Refrigerant Flow System (Indoor Unit) 變冷媒流量系統有掣接線位(室內機)	3	4	3	4	3	5	-	-	4	5	4	5	5	5	-	-								
		Switched Fuse Spur Unit for Air Purifier 空氣清新機有掣接線位	1	1	1	1	1	1	-	-	1	1	1	1	1	1	-	-								
	Lighting Switch with Neon 燈掣連指示燈		-	1	1	1	1	1	-	-	1	2	1	2	1	2	-	-								
	Lighting Point 燈位		-	11	8	11	8	11	-	-	11	12	11	12	11	12	-	-								
		Receiver for Smart Living System 智能家居系統接收器	1	1	1	1	1	1	-	-	1	1	1	1	1	1	-	-								
	Switch for Ventilation Fan with Neon 抽氣扇開關掣連指示燈		-	1	1	1	1	1	1	1	1	2	1	2	1	2	-	1								
	Smart Living Curtain Interfacing Point 智能家居電簾交接點		-	3	2	3	2	3	-	-	3	3	3	3	3	3	-	-								
	Double Pole Switch 雙極開關掣		-	1	1	1	1	1	-	-	1	1	1	1	1	1	-	-								
	Video Door Phone with Color Monitor 全彩視頻對講機		-	1	1	1	1	1	-	-	1	1	1	1	1	1	-	-								
		Data Outlet with WIFI Access Point 數據插座及無線網絡存取點	1	1	1	1	1	1	-	-	1	1	1	1	1	1	-	-								
	Glassbreak Detector 玻璃破碎感應器		2	2	1	1	1	1	-	-	2	3	1	1	1	1	-	-								
	TV&FM Outlet 電視及電台插座		-	3	2	3	2	3	-	-	3	3	3	3	3	3	-	-								
	Data Outlet 數據插座		-	3	2	3	2	3	-	-	3	3	3	3	3	3	-	-								
	Magnetic Window Contact 窗磁感應器		2	3	-	-	-	-	-	-	3	3	-	-	-	-	-	-								
Magnetic Door Contact 門磁感應器		-	1	-	-	-	-	-	-	-	1	-	-	-	-	-	-									
Air-Conditioner Control Switch 空調機控制器		-	-	-	-	-	-	-	-	-	-	-	-	-	-	-	-									

Notes:

- 4/F, 13/F, 14/F and 24/F are omitted.
- "1, 2," denotes the quantity of such provision(s) provided in the residential unit.
- The symbol "-" as shown in the above table denotes "Not provided" or "Not applicable".

備註:

- 不設4樓、13樓、14樓及24樓。
- "1, 2,"表示提供於該住宅單位內的裝置數量。
- 上表所顯示之「-」符號代表「不提供」或「不適用」。

23 FITTINGS, FINISHES AND APPLIANCES

裝置、裝修物料及設備

Location 位置	Exposed Type Provision 外露型裝置	Non-exposed Type Provision 非外露型裝置	Tower 1 第1座								Tower 2 第2座									
			2/F 2樓	3/F, 5/F-12/F, 15/F-23/F, 25/F-26/F 3樓, 5樓至12樓, 15樓至23樓, 25樓至26樓				27/F 27樓	28/F (Simplex) 28樓 (單層)	29/F & 30/F (Duplex) 29樓及30樓 (複式)	2/F 2樓	3/F, 5/F-12/F, 15/F-23/F, 25/F-26/F 3樓, 5樓至12樓, 15樓至23樓, 25樓至26樓				27/F 27樓	28/F (Simplex) 28樓 (單層)	29/F & 30/F (Duplex) 29樓及30樓 (複式)		
			Unit 單位				Unit 單位				Unit 單位				Unit 單位					
			A	B	A	B	A	B	A	A	A	B	A	B	A	B	A	A		
Living Room and Dining Room 客廳及飯廳	Air Purifier Control Switch 空氣清新機控制器		-	1	1	1	1	1	1	-	-	1	1	1	1	1	1	-	-	
	Lighting Switch 燈掣		-	-	-	-	-	-	-	1	1	-	-	-	-	-	-	-	1	
Master Bedroom 主睡房		Switched Fuse Spur Unit for Variable Refrigerant Flow System (Indoor Unit) 變冷媒流量系統有掣接線位(室內機)	2	2	2	2	2	2	2	-	-	2	2	2	2	2	2	-	-	
		Switched Fuse Spur Unit for Air Purifier 空氣清新機有掣接線位	1	1	1	1	1	1	1	-	-	1	1	1	1	1	1	1	-	-
		Switched Fuse Spur Unit for Dehumidifier 抽濕機有掣接線位	1	1	1	1	1	1	1	-	-	1	-	1	-	1	-	-	-	-
		Switch for Ventilation Fan with Neon 抽氣扇開關掣連指示燈	-	1	1	1	1	1	1	-	1	1	1	1	1	1	1	1	-	-
		Switched Twin Socket Outlet 雙位有掣電插座	-	3	3	3	3	3	3	-	-	3	3	3	3	3	3	3	-	-
		Switched Twin Socket with USB Outlet 雙位有掣電插座連USB插座	-	2	2	2	2	2	2	-	-	2	2	2	2	2	2	2	-	-
		Smart Living Dimmer Switch 智能家居調光掣	-	3	3	3	3	3	3	-	-	3	3	3	3	3	3	3	-	-
		Smart Living Curtain Control Switch 智能家居電簾控制掣	-	3	3	3	3	3	3	-	-	3	3	3	3	3	3	3	-	-
		Smart Living Curtain Interfacing Point 智能家居電簾交接點	-	1	1	1	1	1	1	-	-	1	1	1	1	1	1	1	-	-
		Telephone Outlet 電話插座	-	1	1	1	1	1	1	-	-	1	1	1	1	1	1	1	-	-
		Lighting Switch with Neon 燈掣連指示燈	-	1	1	1	1	1	1	-	-	1	1	1	1	1	1	1	-	-
		Lighting Switch 燈掣	-	-	-	-	-	-	-	-	1	-	-	-	-	-	-	-	-	-
		Lighting Point 燈位	-	5	4	5	4	5	4	5	-	-	5	4	5	4	5	4	-	-
		Glassbreak Detector 玻璃破碎感應器	-	1	-	-	-	-	-	-	-	1	1	-	-	-	-	-	-	-
		TV&FM Outlet 電視及電台插座	-	1	1	1	1	1	1	-	-	1	1	1	1	1	1	1	-	-
	Data Outlet 數據插座	-	1	1	1	1	1	1	-	-	1	1	1	1	1	1	1	-	-	

Notes:

- 4/F, 13/F, 14/F and 24/F are omitted.
- "1, 2," denotes the quantity of such provision(s) provided in the residential unit.
- The symbol "-" as shown in the above table denotes "Not provided" or "Not applicable".

備註:

- 不設4樓、13樓、14樓及24樓。
- "1, 2,"表示提供於該住宅單位內的裝置數量。
- 上表所顯示之「-」符號代表「不提供」或「不適用」。

23 FITTINGS, FINISHES AND APPLIANCES

裝置、裝修物料及設備

Location 位置	Exposed Type Provision 外露型裝置	Non-exposed Type Provision 非外露型裝置	Tower 1 第1座								Tower 2 第2座															
			2/F 2樓		3/F, 5/F-12/F, 15/F-23/F, 25/F-26/F 3樓, 5樓至12樓, 15樓至23樓, 25樓至26樓				27/F 27樓		28/F (Simplex) 28樓 (單層)		29/F & 30/F (Duplex) 29樓及30樓 (複式)		2/F 2樓		3/F, 5/F-12/F, 15/F-23/F, 25/F-26/F 3樓, 5樓至12樓, 15樓至23樓, 25樓至26樓				27/F 27樓		28/F (Simplex) 28樓 (單層)		29/F & 30/F (Duplex) 29樓及30樓 (複式)	
			Unit 單位				Unit 單位				Unit 單位				Unit 單位											
			A	B	A	B	A	B	A	A	A	A	A	B	A	B	A	B	A	A						
Master Bedroom 主睡房	Magnetic Window Contact 窗磁感應器		2	3	-	-	-	-	-	-	3	3	-	-	-	-	-	-								
	Panic Alarm Button 緊急警報按鈕		-	1	1	1	1	1	-	-	1	-	1	-	1	-	-	-								
		Pressure Sensor Control Panel 壓力感應器面板	-	2	-	-	-	-	-	-	1	2	-	-	-	-	-	-								
		Data Outlet with WIFI Access Point 數據插座及無線網絡存取點	1	1	1	1	1	1	-	-	1	1	1	1	1	1	-	-								
	Air-Conditioner Control Switch 空調機控制器		-	-	-	-	-	-	-	-	-	-	-	-	-	-	-	-								
	Air Purifier Control Switch 空氣清新機控制器		-	1	1	1	1	1	-	-	1	1	1	1	1	1	-	-								
Bedroom 1 睡房 1		Switched Fuse Spur Unit for Variable Refrigerant Flow System (Indoor Unit) 變冷媒流量系統有掣接線位(室內機)	-	1	-	1	-	1	-	-	1	1	1	1	1	1	-	-								
	Switch for Thermo Ventilator with Neon 浴室寶開關掣連指示燈		-	1	1	1	1	1	-	-	1	1	1	1	1	1	-	-								
	Switched Twin Socket Outlet 雙位有掣電插座		-	2	2	2	2	2	-	-	2	2	2	2	2	2	-	-								
	Switched Twin Socket with USB Outlet 雙位有掣電插座連USB插座		-	2	2	2	2	2	-	-	2	2	2	2	2	2	-	-								
	Smart Living Dimmer Switch 智能家居調光掣		-	3	3	3	3	3	-	-	3	3	3	3	3	3	-	-								
	Smart Living Curtain Control Switch 智能家居電簾控制掣		-	3	3	3	3	3	-	-	3	3	3	3	3	3	-	-								
		Receiver for Smart Living System 智能家居系統接收器	2	-	2	-	2	-	-	-	-	-	-	-	-	-	-	-								
		Pressure Sensor Control Panel 壓力感應器面板	2	-	-	-	-	-	-	-	-	-	-	-	-	-	-	-								
	Smart Living Curtain Interfacing Point 智能家居電簾交接點		-	1	1	1	1	1	-	-	1	1	1	1	1	1	-	-								

Notes:

- 4/F, 13/F, 14/F and 24/F are omitted.
- "1, 2," denotes the quantity of such provision(s) provided in the residential unit.
- The symbol "-" as shown in the above table denotes "Not provided" or "Not applicable".

備註:

- 不設4樓、13樓、14樓及24樓。
- "1, 2,"表示提供於該住宅單位內的裝置數量。
- 上表所顯示之「-」符號代表「不提供」或「不適用」。

23 FITTINGS, FINISHES AND APPLIANCES

裝置、裝修物料及設備

Location 位置	Exposed Type Provision 外露型裝置	Non-exposed Type Provision 非外露型裝置	Tower 1 第1座								Tower 2 第2座															
			2/F 2樓		3/F, 5/F-12/F, 15/F-23/F, 25/F-26/F 3樓, 5樓至12樓, 15樓至23樓, 25樓至26樓				27/F 27樓		28/F (Simplex) 28樓 (單層)		29/F & 30/F (Duplex) 29樓及30樓 (複式)		2/F 2樓		3/F, 5/F-12/F, 15/F-23/F, 25/F-26/F 3樓, 5樓至12樓, 15樓至23樓, 25樓至26樓				27/F 27樓		28/F (Simplex) 28樓 (單層)		29/F & 30/F (Duplex) 29樓及30樓 (複式)	
			Unit 單位				Unit 單位				Unit 單位				Unit 單位											
			A	B	A	B	A	B	A	A	A	A	A	B	A	B	A	B	A	A						
Bedroom 1 睡房 1	Telephone Outlet 電話插座		-	1	1	1	1	1	-	-	1	1	1	1	1	1	-	-								
	Lighting Switch with Neon 燈掣連指示燈		-	1	1	1	1	1	-	-	1	1	1	1	1	1	-	-								
	Lighting Point 燈位		-	3	2	3	2	3	-	-	3	3	3	3	3	3	-	-								
	Glassbreak Detector 玻璃破碎感應器		1	1	-	-	1	1	-	-	1	1	-	-	1	1	-	-								
	TV&FM Outlet 電視及電台插座		-	1	1	1	1	1	-	-	1	1	1	1	1	1	-	-								
	Data Outlet 數據插座		-	1	1	1	1	1	-	-	1	1	1	1	1	1	-	-								
		Data Outlet with WIFI Access Point 數據插座及無線網絡存取點	1	1	1	1	1	1	-	-	1	1	1	1	1	1	-	-								
	Magnetic Window Contact 窗磁感應器		2	2	-	-	-	-	-	-	2	2	-	-	-	-	-	-								
Air-Conditioner Control Switch 空調機控制器		-	-	-	-	-	-	-	-	-	-	-	-	-	-	-	-									
Bedroom 2 睡房 2		Switched Fuse Spur Unit for Variable Refrigerant Flow System (Indoor Unit) 變冷媒流量系統有掣接線位(室內機)	1	1	1	1	1	1	-	-	-	1	-	1	-	1	-	-								
	Switched Twin Socket Outlet 雙位有掣電插座		-	2	2	2	2	2	-	-	2	2	2	2	2	2	-	-								
	Switched Twin Socket with USB Outlet 雙位有掣電插座連USB 插座		-	2	1	2	1	2	-	-	2	2	2	2	2	2	-	-								
	Smart Living Dimmer Switch 智能家居調光掣		-	3	2	3	2	3	-	-	3	3	3	3	3	3	-	-								
	Smart Living Curtain Control Switch 智能家居電簾控制掣		-	3	2	3	2	3	-	-	3	3	3	3	3	3	-	-								
	Switch for ThermoVentilator with Neon浴室寶開關掣連指示燈		-	1	-	1	-	1	-	-	1	1	1	1	1	1	-	-								
		Receiver for Smart Living System 智能家居系統接收器	-	2	-	2	-	2	-	-	2	-	2	-	2	-	-	-								
	Pressure Sensor Control Panel 壓力感應器面板	2	1	-	-	-	-	-	-	1	-	-	-	-	-	-	-									

Notes:

- 4/F, 13/F, 14/F and 24/F are omitted.
- "1, 2," denotes the quantity of such provision(s) provided in the residential unit.
- The symbol "-" as shown in the above table denotes "Not provided" or "Not applicable".

備註:

- 不設4樓、13樓、14樓及24樓。
- "1, 2,"表示提供於該住宅單位內的裝置數量。
- 上表所顯示之「-」符號代表「不提供」或「不適用」。

23 FITTINGS, FINISHES AND APPLIANCES

裝置、裝修物料及設備

Location 位置	Exposed Type Provision 外露型裝置	Non-exposed Type Provision 非外露型裝置	Tower 1 第1座								Tower 2 第2座															
			2/F 2樓		3/F, 5/F-12/F, 15/F-23/F, 25/F-26/F 3樓, 5樓至12樓, 15樓至23樓, 25樓至26樓				27/F 27樓		28/F (Simplex) 28樓 (單層)		29/F & 30/F (Duplex) 29樓及30樓 (複式)		2/F 2樓		3/F, 5/F-12/F, 15/F-23/F, 25/F-26/F 3樓, 5樓至12樓, 15樓至23樓, 25樓至26樓				27/F 27樓		28/F (Simplex) 28樓 (單層)		29/F & 30/F (Duplex) 29樓及30樓 (複式)	
			Unit 單位				Unit 單位				Unit 單位				Unit 單位											
			A	B	A	B	A	B	A	A	A	A	A	B	A	B	A	B	A	A						
Bedroom 2 睡房 2	Smart Living Curtain Interfacing Point 智能家居電簾交接點		-	1	1	1	1	1	-	-	1	1	1	1	1	1	-	-								
	Telephone Outlet 電話插座		-	1	1	1	1	1	-	-	1	1	1	1	1	1	-	-								
	Lighting Switch with Neon 燈掣連指示燈		-	1	-	1	-	1	-	-	1	1	1	1	1	1	-	-								
	Lighting Point 燈位		-	2	2	2	2	2	-	-	2	2	2	2	2	2	-	-								
	Glassbreak Detector 玻璃破碎感應器		1	1	-	-	-	-	-	-	1	1	-	-	-	-	-	-								
	TV&FM Outlet 電視及電台插座		-	1	1	1	1	1	-	-	1	1	1	1	1	1	-	-								
	Data Outlet 數據插座		-	1	1	1	1	1	-	-	1	1	1	1	1	1	-	-								
		Data Outlet with WIFI Access Point 數據插座及無線網絡存取點		-	1	-	1	-	1	-	-	1	-	1	-	1	-	-	-							
	Magnetic Window Contact 窗磁感應器		2	2	-	-	-	-	-	-	2	2	-	-	-	-	-	-	-							
Air-Conditioner Control Switch 空調機控制器		-	-	-	-	-	-	-	-	-	-	-	-	-	-	-	-	-								
Bedroom 3 睡房 3		Switched Fuse Spur Unit for Variable Refrigerant Flow System (Indoor Unit) 變冷媒流量系統有掣接線位(室內機)	1	1	1	1	1	1	-	-	1	1	1	1	1	1	-	-								
	Switch for Thermo Ventilator with Neon 浴室寶開關掣連指示燈		-	-	-	-	-	-	-	-	-	1	-	1	-	1	-	-								
	Switched Twin Socket Outlet 雙位有掣電插座		-	2	2	2	2	2	-	-	2	2	2	2	2	2	-	-								
	Switched Twin Socket with USB Outlet 雙位有掣電插座連USB插座		-	1	2	1	2	1	-	-	1	2	1	2	1	2	-	-								
	Smart Living Dimmer Switch 智能家居調光掣		-	2	3	2	3	2	-	-	2	3	2	3	2	3	-	-								
	Smart Living Curtain Control Switch 智能家居電簾控制掣		-	2	3	2	3	2	-	-	2	3	2	3	2	3	-	-								

Notes:

- 4/F, 13/F, 14/F and 24/F are omitted.
- "1, 2," denotes the quantity of such provision(s) provided in the residential unit.
- The symbol "-" as shown in the above table denotes "Not provided" or "Not applicable".

備註:

- 不設4樓、13樓、14樓及24樓。
- "1, 2,"表示提供於該住宅單位內的裝置數量。
- 上表所顯示之「-」符號代表「不提供」或「不適用」。

23 FITTINGS, FINISHES AND APPLIANCES

裝置、裝修物料及設備

Location 位置	Exposed Type Provision 外露型裝置	Non-exposed Type Provision 非外露型裝置	Tower 1 第1座								Tower 2 第2座															
			2/F 2樓		3/F, 5/F-12/F, 15/F-23/F, 25/F-26/F 3樓, 5樓至12樓, 15樓至23樓, 25樓至26樓				27/F 27樓		28/F (Simplex) 28樓 (單層)		29/F & 30/F (Duplex) 29樓及30樓 (複式)		2/F 2樓		3/F, 5/F-12/F, 15/F-23/F, 25/F-26/F 3樓, 5樓至12樓, 15樓至23樓, 25樓至26樓				27/F 27樓		28/F (Simplex) 28樓 (單層)		29/F & 30/F (Duplex) 29樓及30樓 (複式)	
			Unit 單位				Unit 單位				Unit 單位				Unit 單位											
			A	B	A	B	A	B	A	A	A	A	A	B	A	B	A	B	A	A						
Bedroom 3 睡房 3	Smart Living Curtain Interfacing Point 智能家居電簾交接點		-	1	1	1	1	1	-	-	1	1	1	1	1	1	-	-								
	Telephone Outlet 電話插座		-	1	1	1	1	1	-	-	1	1	1	1	1	1	-	-								
	Lighting Switch with Neon 燈掣連指示燈		-	1	-	1	-	1	-	-	1	1	1	1	1	1	-	-								
	Lighting Point 燈位		-	2	2	2	2	2	-	-	2	2	2	2	2	2	-	-								
		Pressure Sensor Control Panel 壓力感應器面板		-	-	-	-	-	-	-	-	1	-	-	-	-	-	-								
		Receiver for Smart Living System 智能家居系統接收器		-	-	-	-	-	-	-	-	2	-	2	-	2	-	-								
		Glassbreak Detector 玻璃破碎感應器		1	1	-	-	1	1	-	-	1	1	-	-	1	1	-	-							
		TV&FM Outlet 電視及電台插座		-	1	1	1	1	1	-	-	1	1	1	1	1	1	-	-							
		Data Outlet 數據插座		-	1	1	1	1	1	-	-	1	1	1	1	1	1	-	-							
		Magnetic Window Contact 窗磁感應器		-	1	-	-	-	-	-	1	2	-	-	-	-	-	-	-							
			Data Outlet with WIFI Access Point 數據插座及無線網絡存取點	1	-	1	-	1	-	-	-	-	1	-	1	-	1	-	-							
		Smart Living Lighting Switch 智能家居照明開關掣		-	-	-	-	1	-	-	-	-	-	-	-	-	-	-	-							
		Magnetic Door Contact 門磁感應器		1	-	-	-	-	-	-	-	-	-	-	-	-	-	-	-							
	Air-Conditioner Control Switch 空調機控制器		-	-	-	-	-	-	-	-	-	-	-	-	-	-	-	-								
Bedroom 4 睡房 4	TV&FM Outlet 電視及電台插座		-	-	-	-	-	-	-	-	-	-	-	-	-	-	-	-								
	Data Outlet 數據插座		-	-	-	-	-	-	-	-	-	-	-	-	-	-	-	-								
		Data Outlet with WIFI Access Point 數據插座及無線網絡存取點	-	-	-	-	-	-	-	-	-	-	-	-	-	-	-	-								
		Air-Conditioner Control Switch 空調機控制器		-	-	-	-	-	-	-	-	-	-	-	-	-	-	-								
Study Room 書房	TV&FM Outlet 電視及電台插座		-	-	-	-	-	-	-	-	-	-	-	-	-	-	-	-								
	Data Outlet 數據插座		-	-	-	-	-	-	-	-	-	-	-	-	-	-	-	-								

Notes:

- 4/F, 13/F, 14/F and 24/F are omitted.
- "1, 2," denotes the quantity of such provision(s) provided in the residential unit.
- The symbol "-" as shown in the above table denotes "Not provided" or "Not applicable".

備註:

- 不設4樓、13樓、14樓及24樓。
- "1, 2,"表示提供於該住宅單位內的裝置數量。
- 上表所顯示之「-」符號代表「不提供」或「不適用」。

23 FITTINGS, FINISHES AND APPLIANCES

裝置、裝修物料及設備

Location 位置	Exposed Type Provision 外露型裝置	Non-exposed Type Provision 非外露型裝置	Tower 1 第1座								Tower 2 第2座															
			2/F 2樓		3/F, 5/F-12/F, 15/F-23/F, 25/F-26/F 3樓, 5樓至12樓, 15樓至23樓, 25樓至26樓				27/F 27樓		28/F (Simplex) 28樓 (單層)		29/F & 30/F (Duplex) 29樓及30樓 (複式)		2/F 2樓		3/F, 5/F-12/F, 15/F-23/F, 25/F-26/F 3樓, 5樓至12樓, 15樓至23樓, 25樓至26樓				27/F 27樓		28/F (Simplex) 28樓 (單層)		29/F & 30/F (Duplex) 29樓及30樓 (複式)	
			Unit 單位				Unit 單位				Unit 單位				Unit 單位											
			A	B	A	B	A	B	A	A	A	A	A	B	A	B	A	B	A	A						
Study Room 書房	Window Contact 窗磁感應器		-	-	-	-	-	-	-	-	-	-	-	-	-	-	-	-								
	Air-Conditioner Control Switch 空調機控制器		-	-	-	-	-	-	-	-	-	-	-	-	-	-	-	-								
		Data Outlet with WIFI Access Point 數據插座及無線網絡存取點	-	-	-	-	-	-	-	-	-	-	-	-	-	-	-	-								
Family Room 家庭廳	Lighting Switch 燈掣		-	-	-	-	-	-	1	-	-	-	-	-	-	1	-	-								
	Switch for Ventilation Fan with Neon 抽氣扇開關掣連指示燈		-	-	-	-	-	-	1	-	-	-	-	-	-	1	-	-								
	TV&FM Outlet 電視及電台插座		-	-	-	-	-	-	-	-	-	-	-	-	-	-	-	-								
	Data Outlet 數據插座		-	-	-	-	-	-	-	-	-	-	-	-	-	-	-	-								
		Data Outlet with WIFI Access Point 數據插座及無線網絡存取點	-	-	-	-	-	-	-	-	-	-	-	-	-	-	-	-								
	Air-Conditioner Control Switch 空調機控制器		-	-	-	-	-	-	-	-	-	-	-	-	-	-	-	-								
Family Room 1 家庭廳 1	TV&FM Outlet 電視及電台插座		-	-	-	-	-	-	-	-	-	-	-	-	-	-	-	-								
	Data Outlet 數據插座		-	-	-	-	-	-	-	-	-	-	-	-	-	-	-	-								
		Data Outlet with WIFI Access Point 數據插座及無線網絡存取點	-	-	-	-	-	-	-	-	-	-	-	-	-	-	-	-								
	Air-Conditioner Control Switch 空調機控制器		-	-	-	-	-	-	-	-	-	-	-	-	-	-	-	-								
Family Room 2 家庭廳 2	TV&FM Outlet 電視及電台插座		-	-	-	-	-	-	-	-	-	-	-	-	-	-	-	-								
	Data Outlet 數據插座		-	-	-	-	-	-	-	-	-	-	-	-	-	-	-	-								
		Data Outlet with WIFI Access Point 數據插座及無線網絡存取點	-	-	-	-	-	-	-	-	-	-	-	-	-	-	-	-								
	Air-Conditioner Control Switch 空調機控制器		-	-	-	-	-	-	-	-	-	-	-	-	-	-	-	-								
Master Bathroom 主浴室		Switched Fuse Spur Unit for Variable Refrigerant Flow System (Indoor Unit) 變冷媒流量系統有掣接線位(室內機)	1	1	1	1	1	1	-	-	1	1	1	1	1	1	-	-								
		Switched Fuse Spur Unit for Ventilation Fan 抽氣扇有掣接線位	1	1	1	1	1	1	-	-	1	1	1	1	1	1	-	-								

Notes:

- 4/F, 13/F, 14/F and 24/F are omitted.
- "1, 2," denotes the quantity of such provision(s) provided in the residential unit.
- The symbol "-" as shown in the above table denotes "Not provided" or "Not applicable".

備註:

- 不設4樓、13樓、14樓及24樓。
- "1, 2,"表示提供於該住宅單位內的裝置數量。
- 上表所顯示之「-」符號代表「不提供」或「不適用」。

23 FITTINGS, FINISHES AND APPLIANCES

裝置、裝修物料及設備

Location 位置	Exposed Type Provision 外露型裝置	Non-exposed Type Provision 非外露型裝置	Tower 1 第1座								Tower 2 第2座															
			2/F 2樓		3/F, 5/F-12/F, 15/F-23/F, 25/F-26/F 3樓, 5樓至12樓, 15樓至23樓, 25樓至26樓				27/F 27樓		28/F (Simplex) 28樓 (單層)		29/F & 30/F (Duplex) 29樓及30樓 (複式)		2/F 2樓		3/F, 5/F-12/F, 15/F-23/F, 25/F-26/F 3樓, 5樓至12樓, 15樓至23樓, 25樓至26樓				27/F 27樓		28/F (Simplex) 28樓 (單層)		29/F & 30/F (Duplex) 29樓及30樓 (複式)	
			Unit 單位				Unit 單位				Unit 單位				Unit 單位											
			A	B	A	B	A	B	A	A	A	A	A	B	A	B	A	B	A	A						
Master Bathroom 主浴室		Switched Fuse Spur Unit for Floor Heater 地暖系統有掣接線位	1	1	1	1	1	1	-	-	1	1	1	1	1	1	-	-								
		Switched Fuse Spur Unit for Mist-Free Mirror 防霧鏡有掣接線位	1	1	1	1	1	1	-	-	1	1	1	1	1	1	-	-								
		Switched Fuse Spur Unit for Bluetooth Speaker 藍牙喇叭有掣接線位	1	1	1	1	1	1	-	-	1	1	1	1	1	1	-	-								
		Switched Fuse Spur Unit for Motorized Venetian Blind 電動百葉簾有掣接線位	2	2	2	2	2	2	-	-	2	2	2	2	2	2	-	-								
		Twin Socket Outlet 雙位電插座	2	2	2	2	2	2	-	-	2	2	2	2	2	2	-	-								
		USB Socket Outlet USB 插座	1	1	1	1	1	1	-	-	1	1	1	1	1	1	-	-								
		Shaver Socket Outlet 電鬚刨插座	1	1	1	1	1	1	-	-	1	1	1	1	1	1	-	-								
		Switched Fuse Spur Unit for Gas Water Heater 煤氣熱水爐有掣接線位	1	1	1	1	1	1	-	-	1	1	1	1	1	1	-	-								
		Switched Fuse Spur Unit for Lighting Fitting 燈具有掣接線位	2	2	2	2	2	2	-	-	2	2	2	2	2	2	-	-								
		Lighting Point 燈位	9	9	9	9	9	9	-	-	9	9	9	9	9	9	-	-								
		Bluetooth Amplifier System with Keypad 藍牙喇叭系統及控制鍵盤	1	1	1	1	1	1	-	-	1	1	1	1	1	1	-	-								
		Magnetic Window Contact 窗磁感應器	2	2	-	-	-	-	-	-	2	2	-	-	-	-	-	-								
		Glassbreak Detector 玻璃破碎感應器	1	1	-	-	1	1	-	-	1	1	-	-	1	1	-	-								
		Gas Water Heater Remote Controller 煤氣熱水爐遙控面板	1	1	1	1	1	1	-	-	1	1	1	1	1	1	-	-								
	Floor Heater Controller 地暖系統控制器	1	1	1	1	1	1	-	-	1	1	1	1	1	1	-	-									
Bathroom 1 浴室 1		Double Pole Isolator Switch for Thermo Ventilator 浴室寶雙極隔離開關	1	1	1	1	1	1	-	-	1	1	1	1	1	1	-	-								
		Switched Fuse Spur Unit for Ventilation Fan 抽氣扇有掣接線位	1	1	1	1	1	1	-	-	1	1	1	1	1	1	-	-								

Notes:

- 4/F, 13/F, 14/F and 24/F are omitted.
- "1, 2," denotes the quantity of such provision(s) provided in the residential unit.
- The symbol "-" as shown in the above table denotes "Not provided" or "Not applicable".

備註:

- 不設4樓、13樓、14樓及24樓。
- "1, 2,"表示提供於該住宅單位內的裝置數量。
- 上表所顯示之「-」符號代表「不提供」或「不適用」。

23 FITTINGS, FINISHES AND APPLIANCES

裝置、裝修物料及設備

Location 位置	Exposed Type Provision 外露型裝置	Non-exposed Type Provision 非外露型裝置	Tower 1 第1座								Tower 2 第2座															
			2/F 2樓		3/F, 5/F-12/F, 15/F-23/F, 25/F-26/F 3樓, 5樓至12樓, 15樓至23樓, 25樓至26樓				27/F 27樓		28/F (Simplex) 28樓 (單層)		29/F & 30/F (Duplex) 29樓及30樓 (複式)		2/F 2樓		3/F, 5/F-12/F, 15/F-23/F, 25/F-26/F 3樓, 5樓至12樓, 15樓至23樓, 25樓至26樓				27/F 27樓		28/F (Simplex) 28樓 (單層)		29/F & 30/F (Duplex) 29樓及30樓 (複式)	
			Unit 單位				Unit 單位				Unit 單位				Unit 單位											
			A	B	A	B	A	B	A	A	A	A	A	B	A	B	A	B	A	A						
Bathroom 1 浴室 1		Switched Fuse Spur Unit for Variable Refrigerant Flow System (Indoor Unit) 變冷媒流量系統有掣接線位(室內機)	1	-	1	-	1	-	-	-	-	-	-	-	-	-	-	-								
		Switched Fuse Spur Unit for Mist-Free Mirror 防霧鏡有掣接線位	1	1	1	1	1	1	-	-	1	1	1	1	1	1	-	-								
		USB Socket Outlet USB 插座	1	1	1	1	1	1	-	-	1	1	1	1	1	1	-	-								
		Twin Socket Outlet 雙位電插座	1	1	1	1	1	1	-	-	1	1	1	1	1	1	-	-								
		Switched Fuse Spur Unit for Lighting Fitting 燈具有掣接線位	2	2	2	2	2	2	-	-	2	2	2	2	2	2	-	-								
		Lighting Point 燈位	5	5	5	5	5	5	-	-	5	5	5	5	5	5	-	-								
		Magnetic Window Contact 窗磁感應器	-	-	-	-	-	-	-	-	-	-	-	-	-	-	-	-								
		Gas Water Heater Remote Controller 煤氣熱水爐遙控面板	1	1	1	1	1	1	-	-	1	1	1	1	1	1	-	-								
	Bluetooth Amplifier System with Keypad 藍牙喇叭系統及控制鍵盤	-	-	-	-	-	-	-	-	-	-	-	-	-	-	-	-									
Bathroom 2 浴室 2		Double Pole Isolator Switch for Thermo Ventilator 浴室寶雙極隔離開關	1	1	1	1	1	1	-	-	1	1	1	1	1	1	-	-								
		Switched Fuse Spur Unit for Ventilation Fan 抽氣扇有掣接線位	1	1	1	1	1	1	-	-	1	-	1	-	1	-	-	-								
		Switched Fuse Spur Unit for Variable Refrigerant Flow System (Indoor Unit) 變冷媒流量系統有掣接線位(室內機)	-	-	-	-	-	-	-	-	1	-	1	-	1	-	-	-								
		Switched Fuse Spur Unit for Motorized Venetian Blind 電動百葉簾有掣接線位	-	-	-	-	-	-	-	-	-	2	-	2	-	2	-	-								
		Switched Fuse Spur Unit for Mist-Free Mirror 防霧鏡有掣接線位	1	1	1	1	1	1	-	-	1	1	1	1	1	1	-	-								
		USB Socket Outlet USB 插座	1	1	1	1	1	1	-	-	1	1	1	1	1	1	-	-								

Notes:

- 4/F, 13/F, 14/F and 24/F are omitted.
- "1, 2," denotes the quantity of such provision(s) provided in the residential unit.
- The symbol "-" as shown in the above table denotes "Not provided" or "Not applicable".

備註:

- 不設4樓、13樓、14樓及24樓。
- "1, 2,"表示提供於該住宅單位內的裝置數量。
- 上表所顯示之「-」符號代表「不提供」或「不適用」。

23 FITTINGS, FINISHES AND APPLIANCES

裝置、裝修物料及設備

Location 位置	Exposed Type Provision 外露型裝置	Non-exposed Type Provision 非外露型裝置	Tower 1 第1座								Tower 2 第2座															
			2/F 2樓		3/F, 5/F-12/F, 15/F-23/F, 25/F-26/F 3樓, 5樓至12樓, 15樓至23樓, 25樓至26樓				27/F 27樓		28/F (Simplex) 28樓 (單層)		29/F & 30/F (Duplex) 29樓及30樓 (複式)		2/F 2樓		3/F, 5/F-12/F, 15/F-23/F, 25/F-26/F 3樓, 5樓至12樓, 15樓至23樓, 25樓至26樓				27/F 27樓		28/F (Simplex) 28樓 (單層)		29/F & 30/F (Duplex) 29樓及30樓 (複式)	
			Unit 單位				Unit 單位				Unit 單位				Unit 單位											
			A	B	A	B	A	B	A	A	A	A	A	B	A	B	A	B	A	A						
Bathroom 2 浴室 2	Twin Socket Outlet 雙位電插座		1	1	1	1	1	1	-	-	1	1	1	1	1	1	-	-								
		Switched Fuse Spur Unit for Lighting Fitting 燈具有掣接線位	2	2	2	2	2	2	-	-	2	2	2	2	2	2	-	-								
	Lighting Point 燈位		5	5	5	5	5	5	-	-	5	5	5	5	5	5	-	-								
	Glassbreak Detector 玻璃破碎感應器		-	-	-	-	-	-	-	-	-	1	-	-	-	-	-	-								
	Magnetic Window Contact 窗磁感應器		-	-	-	-	-	-	-	-	-	2	-	-	-	-	-	-								
	Gas Water Heater Remote Controller 煤氣熱水爐遙控面板		1	1	1	1	1	1	-	-	1	1	1	1	1	1	-	-								
Bathroom 3 浴室 3		Double Pole Isolator Switch for Thermo Ventilator 浴室寶雙極隔離開關	-	1	-	1	-	1	-	-	1	1	1	1	1	1	-	-								
		Switched Fuse Spur Unit for Motorized Venetian Blind 電動百葉簾有掣接線位	-	2	-	2	-	2	-	-	2	-	2	-	2	-	-	-								
		Switched Fuse Spur Unit for Ventilation Fan 抽氣扇有掣接線位	-	1	-	1	-	1	1	-	1	1	1	1	1	1	-	-								
		Switched Fuse Spur Unit for Mist-Free Mirror 防霧鏡有掣接線位	-	1	-	1	-	1	-	-	1	1	1	1	1	1	-	-								
	USB Socket Outlet USB 插座		-	1	-	1	-	1	-	-	1	1	1	1	1	1	-	-								
	Twin Socket Outlet 雙位電插座		-	1	-	1	-	1	-	-	1	1	1	1	1	1	-	-								
		Switched Fuse Spur Unit for Lighting Fitting 燈具有掣接線位	-	2	-	2	-	2	-	-	2	2	2	2	2	2	-	-								
	Lighting Point 燈位		-	4	-	4	-	4	-	-	4	5	4	5	4	5	-	-								
	Bluetooth Amplifier System with Keypad 藍牙喇叭系統及控制鍵盤		-	-	-	-	-	-	-	-	-	-	-	-	-	-	-	-								
	Glassbreak Detector 玻璃破碎感應器		-	1	-	-	-	-	-	-	1	-	-	-	-	-	-	-								
	Magnetic Window Contact 窗磁感應器		-	2	-	-	-	-	-	-	2	-	-	-	-	-	-	-								
Gas Water Heater Remote Controller 煤氣熱水爐遙控面板		-	1	-	1	-	1	-	-	1	1	1	1	1	1	-	-									

Notes:

- 4/F, 13/F, 14/F and 24/F are omitted.
- "1, 2," denotes the quantity of such provision(s) provided in the residential unit.
- The symbol "-" as shown in the above table denotes "Not provided" or "Not applicable".

備註:

- 不設4樓、13樓、14樓及24樓。
- "1, 2,"表示提供於該住宅單位內的裝置數量。
- 上表所顯示之「-」符號代表「不提供」或「不適用」。

23 FITTINGS, FINISHES AND APPLIANCES

裝置、裝修物料及設備

Location 位置	Exposed Type Provision 外露型裝置	Non-exposed Type Provision 非外露型裝置	Tower 1 第1座								Tower 2 第2座															
			2/F 2樓		3/F, 5/F-12/F, 15/F-23/F, 25/F-26/F 3樓, 5樓至12樓, 15樓至23樓, 25樓至26樓				27/F 27樓		28/F (Simplex) 28樓 (單層)		29/F & 30/F (Duplex) 29樓及30樓 (複式)		2/F 2樓		3/F, 5/F-12/F, 15/F-23/F, 25/F-26/F 3樓, 5樓至12樓, 15樓至23樓, 25樓至26樓				27/F 27樓		28/F (Simplex) 28樓 (單層)		29/F & 30/F (Duplex) 29樓及30樓 (複式)	
			Unit 單位				Unit 單位				Unit 單位				Unit 單位											
			A	B	A	B	A	B	A	A	A	A	A	B	A	B	A	B	A	A						
Lavatory 1 廁所		Switched Fuse Spur Unit for Ventilation Fan 抽氣扇有掣接線位	-	-	-	-	-	-	1	1	-	1	-	1	-	1	1	1								
	Lighting Point 燈位		-	-	-	-	-	-	1	1	-	2	-	2	-	2	1	1								
		Switched Fuse Spur Unit for Lighting Fitting 燈具有掣接線位	-	-	-	-	-	-	-	-	-	1	-	1	-	1	-	-								
	Gas Water Heater Remote Controller 煤氣熱水爐遙控面板		-	-	-	-	-	-	-	-	-	1	-	1	-	1	-	-								
Lavatory 廁所		Switched Fuse Spur Unit for Ventilation Fan 抽氣扇有掣接線位	1	1	1	1	1	1	-	-	1	-	1	-	1	-	-	-								
	Lighting Point 燈位		1	1	1	1	1	1	-	-	1	-	1	-	1	-	-	-								
	Magnetic Window Contact 窗磁感應器		-	1	-	-	-	1	-	-	1	-	-	-	1	-	-	-								
	Glassbreak Detector 玻璃破碎感應器		-	1	-	-	-	1	-	-	1	-	-	-	1	-	-	-								
	Gas Water Heater Remote Controller 煤氣熱水爐遙控面板		1	1	1	1	1	1	-	-	1	-	1	-	1	-	-	-								
Lavatory 2 廁所 2	Gas Water Heater Remote Controller 煤氣熱水爐遙控面板		-	-	-	-	-	-	-	-	-	1	-	1	-	1	-	-								
	Lighting Point 燈位		-	-	-	-	-	-	1	1	-	1	-	1	-	1	1	1								
		Switched Fuse Spur Unit for Ventilation Fan 抽氣扇有掣接線位	-	-	-	-	-	-	1	1	-	1	-	1	-	1	1	1								
	Magnetic Window Contact 窗磁感應器		-	-	-	-	-	-	-	-	-	1	-	-	-	1	-	-								
	Glassbreak Detector 玻璃破碎感應器		-	-	-	-	-	-	-	-	-	1	-	-	-	1	-	-								
Lavatory 3 廁所 3	Lighting Point 燈位		-	-	-	-	-	-	-	1	-	-	-	-	-	-	-	1								
		Switched Fuse Spur Unit for Ventilation Fan 抽氣扇有掣接線位	-	-	-	-	-	-	-	1	-	-	-	-	-	-	-	1								
Kitchen 廚房	Switched Twin Socket Outlet 雙位有掣電插座		1	2	1	2	1	2	-	-	2	2	2	2	2	2	-	-								
	Switched Twin Socket Outlet with USB Outlet 雙位有掣電插座連USB插座		1	1	1	1	1	1	-	-	1	1	1	1	1	1	-	-								

Notes:

- 4/F, 13/F, 14/F and 24/F are omitted.
- "1, 2," denotes the quantity of such provision(s) provided in the residential unit.
- The symbol "-" as shown in the above table denotes "Not provided" or "Not applicable".

備註:

- 不設4樓、13樓、14樓及24樓。
- "1, 2,"表示提供於該住宅單位內的裝置數量。
- 上表所顯示之「-」符號代表「不提供」或「不適用」。

23 FITTINGS, FINISHES AND APPLIANCES

裝置、裝修物料及設備

Location 位置	Exposed Type Provision 外露型裝置	Non-exposed Type Provision 非外露型裝置	Tower 1 第1座								Tower 2 第2座															
			2/F 2樓		3/F, 5/F-12/F, 15/F-23/F, 25/F-26/F 3樓, 5樓至12樓, 15樓至23樓, 25樓至26樓				27/F 27樓		28/F (Simplex) 28樓 (單層)		29/F & 30/F (Duplex) 29樓及30樓 (複式)		2/F 2樓		3/F, 5/F-12/F, 15/F-23/F, 25/F-26/F 3樓, 5樓至12樓, 15樓至23樓, 25樓至26樓				27/F 27樓		28/F (Simplex) 28樓 (單層)		29/F & 30/F (Duplex) 29樓及30樓 (複式)	
			Unit 單位				Unit 單位				Unit 單位				Unit 單位											
			A	B	A	B	A	B	A	A	A	A	A	B	A	B	A	B	A	A						
Kitchen 廚房		Switched Twin Socket Outlet 雙位有掣電插座	-	-	-	-	-	-	-	-	-	1	-	1	-	1	-	-								
		Switched Single Socket Outlet 單位有掣電插座	8	9	8	9	8	9	-	-	9	8	9	8	9	8	-	-								
		Switched Fuse Spur Unit for Ventilation Fan 抽氣扇有掣接線位	1	1	1	1	1	1	-	-	1	1	1	1	1	1	-	-								
		Switched Fuse Spur Unit for Variable Refrigerant Flow System (Indoor Unit) 變冷媒流量系統有掣接線位(室內機)	1	1	1	1	1	1	-	-	1	1	1	1	1	1	-	-								
		Switched Fuse Spur Unit for Lighting Fitting 燈具有掣接線位	1	1	1	1	1	1	-	-	1	1	1	1	1	1	-	-								
		Double Pole Switch for Electric Oven with Neon 電焗爐雙極開關掣連指示燈	1	1	1	1	1	1	-	-	1	1	1	1	1	1	-	-								
		Double Pole Switch for Induction Hob with Neon 電磁煮食爐雙極開關掣連指示燈	1	1	1	1	1	1	-	-	1	1	1	1	1	1	-	-								
		Lighting Switch 燈掣	-	1	-	1	-	1	-	-	1	1	1	1	1	1	-	-								
		Lighting Point 燈位	6	6	6	6	6	6	-	-	6	7	6	7	6	7	-	-								
		Data Outlet with WIFI Access Point 數據插座及無線網絡存取點	1	1	1	1	1	1	-	-	1	1	1	1	1	1	-	-								
		Magnetic Window Contact 窗磁感應器	2	2	-	-	-	-	-	-	2	2	-	-	-	-	-	-								
		Magnetic Door Contact 門磁感應器	-	1	-	1	-	1	-	-	1	1	1	1	1	1	-	-								
	Glassbreak Detector 玻璃破碎感應器	1	1	-	-	-	-	-	-	1	1	-	-	-	-	-	-									
Utility Room 工作間		Lighting Point 燈位	1	1	1	1	1	1	-	-	1	1	1	1	1	1	-	-								
		Lighting Switch 燈掣	3	2	3	2	3	2	-	-	2	2	2	2	2	2	-	-								
		Switched Twin Socket Outlet 雙位有掣電插座	1	1	1	1	1	1	-	-	1	1	1	1	1	1	-	-								
		Switched Single Socket Outlet 單位有掣電插座	1	1	1	1	1	1	-	-	1	1	1	1	1	1	-	-								

Notes:

- 4/F, 13/F, 14/F and 24/F are omitted.
- "1, 2," denotes the quantity of such provision(s) provided in the residential unit.
- The symbol "-" as shown in the above table denotes "Not provided" or "Not applicable".

備註:

- 不設4樓、13樓、14樓及24樓。
- "1, 2,"表示提供於該住宅單位內的裝置數量。
- 上表所顯示之「-」符號代表「不提供」或「不適用」。

23 FITTINGS, FINISHES AND APPLIANCES

裝置、裝修物料及設備

Location 位置	Exposed Type Provision 外露型裝置	Non-exposed Type Provision 非外露型裝置	Tower 1 第1座								Tower 2 第2座															
			2/F 2樓		3/F, 5/F-12/F, 15/F-23/F, 25/F-26/F 3樓, 5樓至12樓, 15樓至23樓, 25樓至26樓				27/F 27樓		28/F (Simplex) 28樓 (單層)		29/F & 30/F (Duplex) 29樓及30樓 (複式)		2/F 2樓		3/F, 5/F-12/F, 15/F-23/F, 25/F-26/F 3樓, 5樓至12樓, 15樓至23樓, 25樓至26樓				27/F 27樓		28/F (Simplex) 28樓 (單層)		29/F & 30/F (Duplex) 29樓及30樓 (複式)	
			Unit 單位				Unit 單位				Unit 單位				Unit 單位											
			A	B	A	B	A	B	A	A	A	A	A	B	A	B	A	B	A	A						
Utility Room 工作間	Miniature Circuit Breakers Board 總電掣箱		1	-	1	-	1	-	-	-	-	-	-	-	-	-	-									
		Switched Fuse Spur Unit for Air Conditioner Central Control Switch 空調機中央控制器有掣接線位	1	1	1	1	1	1	-	-	1	1	1	1	1	1	-	-								
		Switched Fuse Spur Unit for MODBUS Adapter MODBUS 轉接器有掣接線位	1	1	1	1	1	1	-	-	1	1	1	1	1	1	-	-								
		Switched Fuse Spur Unit for Variable Refrigerant Flow System (Indoor Unit) 變冷媒流量系統有掣接線位(室內機)	1	1	1	1	1	1	-	-	1	1	1	1	1	1	-	-								
		Switched Fuse Spur Unit for Home Network Panel 家庭網絡箱有掣接線位	1	1	1	1	1	1	-	-	-	-	-	-	1	1	-	-								
		Switched Fuse Spur Unit for Home Network Panel 家庭網絡箱有掣接線位	-	-	-	-	-	-	-	-	1	1	1	1	1	1	-	-								
		Switched Fuse Spur Unit for Security Alarm Control Panel 保安警報控制板有掣接線位	1	1	1	1	1	1	-	-	1	1	1	1	1	1	-	-								
		Switched Fuse Spur Unit for Door Bell 門鈴有掣接線位	1	-	1	-	1	-	-	-	-	-	-	-	-	-	-	-								
		Door Bell 門鈴	1	-	1	-	1	-	-	-	-	-	-	-	-	-	-	-								
		Switch for Ventilation Fan 抽氣扇開關掣	1	1	1	1	1	1	-	-	1	1	1	1	1	1	-	-								
			Pressure Sensor Control Panel 壓力感應器面板	1	1	-	-	-	-	-	1	1	-	-	-	-	-	-								
		Home Network Control Panel 家庭網絡控制板		1	1	1	1	1	1	-	-	1	1	1	1	1	1	-	-							
	Security Alarm Control Panel 保安警報控制板		1	1	1	1	1	1	-	-	1	1	1	1	1	1	-	-								

Notes:

- 4/F, 13/F, 14/F and 24/F are omitted.
- "1, 2," denotes the quantity of such provision(s) provided in the residential unit.
- The symbol "-" as shown in the above table denotes "Not provided" or "Not applicable".

備註:

- 不設4樓、13樓、14樓及24樓。
- "1, 2,"表示提供於該住宅單位內的裝置數量。
- 上表所顯示之「-」符號代表「不提供」或「不適用」。

23 FITTINGS, FINISHES AND APPLIANCES

裝置、裝修物料及設備

Location 位置	Exposed Type Provision 外露型裝置	Non-exposed Type Provision 非外露型裝置	Tower 1 第1座								Tower 2 第2座															
			2/F 2樓		3/F, 5/F-12/F, 15/F-23/F, 25/F-26/F 3樓, 5樓至12樓, 15樓至23樓, 25樓至26樓				27/F 27樓		28/F (Simplex) 28樓 (單層)		29/F & 30/F (Duplex) 29樓及30樓 (複式)		2/F 2樓		3/F, 5/F-12/F, 15/F-23/F, 25/F-26/F 3樓, 5樓至12樓, 15樓至23樓, 25樓至26樓				27/F 27樓		28/F (Simplex) 28樓 (單層)		29/F & 30/F (Duplex) 29樓及30樓 (複式)	
			Unit 單位				Unit 單位				Unit 單位				Unit 單位											
			A	B	A	B	A	B	A	A	A	A	A	B	A	B	A	B	A	A						
Utility Room 工作間	Master Touch Screen Security Keypad 保安系統主觸控面板		1	1	1	1	1	1	-	-	1	1	1	1	1	1	-	-								
	CABD Control Panel 電視系統控制板		1	1	1	1	1	1	-	-	1	1	1	1	1	1	-	-								
	Magnetic Door Contact 門磁感應器		1	-	1	-	1	-	-	-	-	-	-	-	-	-	-	-								
	Panic Alarm Button 緊急警報按鈕		1	1	1	1	1	1	-	-	1	1	1	1	1	1	-	-								
	Air-Conditioner Central Control Switch 空調機中央控制器		1	1	1	1	1	1	-	-	1	1	1	1	1	1	-	-								
	Air-Conditioner Control Switch 空調機控制器		-	-	-	-	-	-	-	-	-	-	-	-	-	-	-	-								
Gas Water Heater Remote Controller 煤氣熱水爐遙控面板		1	1	1	1	1	1	-	-	1	1	1	1	1	1	-	-									
Storeroom 1 儲物房 1	Lighting Point 燈位		1	1	1	1	1	1	-	-	1	1	1	1	1	1	-	-								
	Lighting Switch 燈掣		1	1	1	1	1	1	-	-	1	1	1	1	1	1	-	-								
	Telephone Outlet 電話插座		-	1	-	-	-	1	-	-	-	-	-	-	-	-	-	-								
	Switched Twin Socket Outlet 雙位有掣電插座		1	1	1	1	1	1	-	-	1	1	1	1	1	1	-	-								
	Switched Fuse Spur Unit for Variable Refrigerant Flow System (Indoor Unit) 變冷媒流量系統有掣接線位(室內機)		1	1	1	1	1	1	-	-	1	1	1	1	1	1	-	-								
	Smart Living System Control Board 智能家居系統控制箱		2	-	2	2	2	2	-	-	2	-	2	-	2	-	-	-								
	Miniature Circuit Breakers Board 總電掣箱		-	1	-	-	-	-	-	-	-	1	-	1	-	1	-	-								
	Glassbreak Detector 玻璃破碎感應器		-	1	-	-	-	-	-	-	1	-	-	-	-	-	-	-								
	Magnetic Window Contact 窗磁感應器		-	1	-	-	-	-	-	-	1	-	-	-	-	-	-	-								
Magnetic Door Contact 門磁感應器		-	-	-	-	-	-	-	-	-	-	1	-	1	-	-	-									

Notes:

- 4/F, 13/F, 14/F and 24/F are omitted.
- "1, 2," denotes the quantity of such provision(s) provided in the residential unit.
- The symbol "-" as shown in the above table denotes "Not provided" or "Not applicable".

備註:

- 不設4樓、13樓、14樓及24樓。
- "1, 2,"表示提供於該住宅單位內的裝置數量。
- 上表所顯示之「-」符號代表「不提供」或「不適用」。

23 FITTINGS, FINISHES AND APPLIANCES

裝置、裝修物料及設備

Location 位置	Exposed Type Provision 外露型裝置	Non-exposed Type Provision 非外露型裝置	Tower 1 第1座								Tower 2 第2座															
			2/F 2樓		3/F, 5/F-12/F, 15/F-23/F, 25/F-26/F 3樓, 5樓至12樓, 15樓至23樓, 25樓至26樓				27/F 27樓		28/F (Simplex) 28樓 (單層)		29/F & 30/F (Duplex) 29樓及30樓 (複式)		2/F 2樓		3/F, 5/F-12/F, 15/F-23/F, 25/F-26/F 3樓, 5樓至12樓, 15樓至23樓, 25樓至26樓				27/F 27樓		28/F (Simplex) 28樓 (單層)		29/F & 30/F (Duplex) 29樓及30樓 (複式)	
			Unit 單位				Unit 單位				Unit 單位				Unit 單位											
			A	B	A	B	A	B	A	A	A	A	A	B	A	B	A	B	A	A						
Storeroom 1 儲物房 1	Door Bell 門鈴		-	1	-	-	-	-	-	-	-	1	-	1	-	1	-	-								
	Switched Fuse Spur Unit for Door Bell 門鈴有掣接線位		-	1	-	-	-	-	-	-	-	1	-	1	-	1	-	-								
Storeroom 2 儲物房 2	Lighting Point 燈位		2	1	2	1	2	1	-	-	1	1	1	1	1	1	-	-								
	Lighting Switch 燈掣		1	1	1	1	1	1	-	-	1	1	1	1	1	1	-	-								
	Switched Twin Socket Outlet 雙位有掣電插座		1	1	1	1	1	1	-	-	1	1	1	1	1	1	-	-								
	Switched Fuse Spur Unit for Variable Refrigerant Flow System (Indoor Unit) 變冷媒流量系統有掣接線位(室內機)		1	1	1	1	1	1	-	-	1	1	1	1	1	1	-	-								
	Molded Case Circuit Breakers Board 配電箱		-	-	-	-	-	-	-	1	-	-	-	-	-	-	-	1								
	Miniature Circuit Breakers Board 總電掣箱		-	-	-	-	-	-	-	2	1	-	1	-	1	-	-	2								
	Switched Fuse Spur Unit for Door Bell 門鈴有掣接線位		-	-	-	-	-	-	-	-	1	-	1	-	1	-	-	-								
	Door Bell 門鈴		-	-	-	-	-	-	-	-	1	-	1	-	1	-	-	-								
	Telephone Outlet 電話插座		1	-	1	-	1	-	-	-	1	-	1	1	1	-	-	-								
	Smart Living System Control Board 智能家居系統控制箱		-	2	-	-	-	-	-	-	-	2	-	2	-	2	-	-								
	Home Network Control Panel 家庭網絡控制板		-	-	-	-	-	-	-	-	-	-	-	-	-	-	-	-								
	Switched Fuse Spur Unit for Home Network Panel 家庭網絡箱有掣接線位		-	-	-	-	-	-	-	-	-	-	-	-	-	-	-	-								
	Security Alarm Control Panel 保安警報控制板		-	-	-	-	-	-	-	-	-	-	-	-	-	-	-	-								
	Switched Fuse Spur Unit for Security Alarm Control Panel 保安警報控制板有掣接線位		-	-	-	-	-	-	-	-	-	-	-	-	-	-	-	-								
	Glassbreak Detector 玻璃破碎感應器		1	-	-	-	-	-	-	-	-	1	-	-	-	-	-	-								

Notes:

- 4/F, 13/F, 14/F and 24/F are omitted.
- "1, 2," denotes the quantity of such provision(s) provided in the residential unit.
- The symbol "-" as shown in the above table denotes "Not provided" or "Not applicable".

備註:

- 不設4樓、13樓、14樓及24樓。
- "1, 2,"表示提供於該住宅單位內的裝置數量。
- 上表所顯示之「-」符號代表「不提供」或「不適用」。

23 FITTINGS, FINISHES AND APPLIANCES

裝置、裝修物料及設備

Location 位置	Exposed Type Provision 外露型裝置	Non-exposed Type Provision 非外露型裝置	Tower 1 第1座								Tower 2 第2座															
			2/F 2樓		3/F, 5/F-12/F, 15/F-23/F, 25/F-26/F 3樓, 5樓至12樓, 15樓至23樓, 25樓至26樓				27/F 27樓		28/F (Simplex) 28樓 (單層)		29/F & 30/F (Duplex) 29樓及30樓 (複式)		2/F 2樓		3/F, 5/F-12/F, 15/F-23/F, 25/F-26/F 3樓, 5樓至12樓, 15樓至23樓, 25樓至26樓				27/F 27樓		28/F (Simplex) 28樓 (單層)		29/F & 30/F (Duplex) 29樓及30樓 (複式)	
			Unit 單位				Unit 單位				Unit 單位				Unit 單位											
			A	B	A	B	A	B	A	A	A	A	A	B	A	B	A	B	A	A						
Storeroom 2 儲物房 2	Magnetic Window Contact 窗磁感應器		1	-	-	-	-	-	-	-	-	1	-	-	-	-	-									
	CABD Control Panel 電視系統控制板		-	-	-	-	-	-	-	-	-	-	-	-	-	-	-									
Storeroom 3 儲物房 3	Telephone Outlet 電話插座		-	-	-	1	-	-	-	-	-	-	-	-	-	-	-									
Corridor 走廊	Switch for Thermo Ventilator with Neon 浴室寶開關掣連指示燈		-	1	1	1	1	1	-	-	1	-	1	-	1	-	-									
	Smart Living Dimmer Switch 智能家居調光掣		-	2	1	2	1	2	-	-	2	2	2	2	2	2	-									
		Receiver for Smart Living System 智能家居系統接收器	4	4	4	4	4	4	-	-	4	4	4	4	4	4	-									
	Lighting Switch with Neon 燈掣連指示燈		-	1	1	1	1	1	-	-	1	-	1	-	1	-	-									
	Lighting Point 燈位		-	2	2	2	2	2	-	-	2	2	2	2	2	2	-									
	Air Purifier Control Switch 空氣清新機控制器		-	-	-	-	-	-	-	-	-	-	-	-	-	-	-									
	Air-Conditioner Control Switch 空調機控制器		-	-	-	-	-	-	-	-	-	-	-	-	-	-	-									
Lobby 門廊	Emergency Light Point 應急燈位		-	-	-	2	-	2	-	-	-	-	2	-	2	-	-									
	Switched Twin Socket Outlet 雙位有掣電插座		-	-	-	1	-	1	-	-	-	-	1	-	1	-	-									
Corridor 1 走廊 1	Switch for Ventilation Fan with Neon 抽氣扇開關掣連指示燈		-	-	-	-	-	-	-	-	-	-	-	-	-	-	1									
	Video Door Phone with Color Monitor 全彩色視頻對講機		-	-	-	-	-	-	-	-	-	-	-	-	-	-	-									
	Lighting Switch 燈掣		-	-	-	-	-	-	-	-	-	-	-	-	-	-	1									
Corridor 2 走廊 2	Switch for Ventilation Fan with Neon 抽氣扇開關掣連指示燈		-	-	-	-	-	-	1	-	-	-	-	-	-	1	-									
	Lighting Switch 燈掣		-	-	-	-	-	-	1	-	-	-	-	-	-	1	-									
	Miniature Circuit Breakers Board 總電掣箱		-	-	-	-	-	-	1	-	-	-	-	-	-	1	-									

Notes:

- 4/F, 13/F, 14/F and 24/F are omitted.
- "1, 2," denotes the quantity of such provision(s) provided in the residential unit.
- The symbol "-" as shown in the above table denotes "Not provided" or "Not applicable".

備註:

- 不設4樓、13樓、14樓及24樓。
- "1, 2,"表示提供於該住宅單位內的裝置數量。
- 上表所顯示之「-」符號代表「不提供」或「不適用」。

23 FITTINGS, FINISHES AND APPLIANCES

裝置、裝修物料及設備

Location 位置	Exposed Type Provision 外露型裝置	Non-exposed Type Provision 非外露型裝置	Tower 1 第1座								Tower 2 第2座															
			2/F 2樓		3/F, 5/F-12/F, 15/F-23/F, 25/F-26/F 3樓, 5樓至12樓, 15樓至23樓, 25樓至26樓				27/F 27樓		28/F (Simplex) 28樓 (單層)		29/F & 30/F (Duplex) 29樓及30樓 (複式)		2/F 2樓		3/F, 5/F-12/F, 15/F-23/F, 25/F-26/F 3樓, 5樓至12樓, 15樓至23樓, 25樓至26樓				27/F 27樓		28/F (Simplex) 28樓 (單層)		29/F & 30/F (Duplex) 29樓及30樓 (複式)	
			Unit 單位				Unit 單位				Unit 單位				Unit 單位											
			A	B	A	B	A	B	A	A	A	A	A	B	A	B	A	B	A	A						
Corridor 2 走廊 2	Home Network Control Panel 家庭網絡控制板		-	-	-	-	-	-	-	-	-	-	-	-	-	-	-	-								
	Security Alarm Control Panel 保安警報控制板		-	-	-	-	-	-	-	-	-	-	-	-	-	-	-	-								
	Master Touch Screen Security Keypad 保安系統主觸控面板		-	-	-	-	-	-	-	-	-	-	-	-	-	-	-	-								
	CABD Control Panel 電視系統控制板		-	-	-	-	-	-	-	-	-	-	-	-	-	-	-	-								
	Panic Alarm Button 緊急警報按鈕		-	-	-	-	-	-	-	-	-	-	-	-	-	-	-	-								
	Magnetic Door Contact 門磁感應器		-	-	-	-	-	-	-	-	-	-	-	-	-	-	-	-								
		Data Outlet with WIFI Access Point 數據插座及無線網絡存取點		-	-	-	-	-	-	-	-	-	-	-	-	-	-	-								
	Air-Conditioner Central Control Switch 空調機中央控制器		-	-	-	-	-	-	-	-	-	-	-	-	-	-	-	-								
	Air-Conditioner Control Switch 空調機控制器		-	-	-	-	-	-	-	-	-	-	-	-	-	-	-	-								
Corridor 3 走廊 3	Magnetic Door Contact 門磁感應器		-	-	-	-	-	-	-	-	-	-	-	-	-	-	-	-								
		Data Outlet with WIFI Access Point 數據插座及無線網絡存取點		-	-	-	-	-	-	-	-	-	-	-	-	-	-	-								
Corridor 4 走廊 4	Magnetic Door Contact 門磁感應器		-	-	-	-	-	-	-	-	-	-	-	-	-	-	-	-								
		Data Outlet with WIFI Access Point 數據插座及無線網絡存取點		-	-	-	-	-	-	-	-	-	-	-	-	-	-	-								
Corridor 5 走廊 5	Magnetic Door Contact 門磁感應器		-	-	-	-	-	-	-	-	-	-	-	-	-	-	-	-								
	Air-Conditioner Control Switch 空調機控制器		-	-	-	-	-	-	-	-	-	-	-	-	-	-	-	-								
	Video Door Phone with Color Monitor 全彩色視頻對講機		-	-	-	-	-	-	-	-	-	-	-	-	-	-	-	-								

Notes:

- 4/F, 13/F, 14/F and 24/F are omitted.
- "1, 2," denotes the quantity of such provision(s) provided in the residential unit.
- The symbol "-" as shown in the above table denotes "Not provided" or "Not applicable".

備註:

- 不設4樓、13樓、14樓及24樓。
- "1, 2,"表示提供於該住宅單位內的裝置數量。
- 上表所顯示之「-」符號代表「不提供」或「不適用」。

23 FITTINGS, FINISHES AND APPLIANCES

裝置、裝修物料及設備

Location 位置	Exposed Type Provision 外露型裝置	Non-exposed Type Provision 非外露型裝置	Tower 1 第1座								Tower 2 第2座															
			2/F 2樓		3/F, 5/F-12/F, 15/F-23/F, 25/F-26/F 3樓, 5樓至12樓, 15樓至23樓, 25樓至26樓				27/F 27樓		28/F (Simplex) 28樓 (單層)		29/F & 30/F (Duplex) 29樓及30樓 (複式)		2/F 2樓		3/F, 5/F-12/F, 15/F-23/F, 25/F-26/F 3樓, 5樓至12樓, 15樓至23樓, 25樓至26樓				27/F 27樓		28/F (Simplex) 28樓 (單層)		29/F & 30/F (Duplex) 29樓及30樓 (複式)	
			Unit 單位				Unit 單位				Unit 單位				Unit 單位											
			A	B	A	B	A	B	A	A	A	A	A	B	A	B	A	B	A	A						
Corridor 6 走廊 6	Lighting Switch 燈掣		-	-	-	-	-	-	-	1	-	-	-	-	-	-	-	1								
	Switch for Ventilation Fan 抽氣扇開關掣		-	-	-	-	-	-	-	1	-	-	-	-	-	-	-	1								
	Magnetic Door Contact 門磁感應器		-	-	-	-	-	-	-	-	-	-	-	-	-	-	-	-								
	Panic Alarm Button 緊急警報按鈕		-	-	-	-	-	-	-	-	-	-	-	-	-	-	-	-								
	Master Touch Screen Security Keypad 保安系統主觸控面板		-	-	-	-	-	-	-	-	-	-	-	-	-	-	-	-								
		Data Outlet with WIFI Access Point 數據插座及無線網絡存取點		-	-	-	-	-	-	-	-	-	-	-	-	-	-	-								
	Lift Supervisory Panel 升降機監控屏		-	-	-	-	-	-	-	-	-	-	-	-	-	-	1									
Corridor 7 走廊 7	Air-Conditioner Control Switch 空調機控制器		-	-	-	-	-	-	-	-	-	-	-	-	-	-	-									
	Air-Conditioner Central Control Switch 空調機中央控制器		-	-	-	-	-	-	-	-	-	-	-	-	-	-	-									
Balcony 露台		Double Pole Isolator 雙極隔離開關	-	-	1	1	1	1	-	-	-	-	1	1	1	1	-	-								
		Switched Fuse Spur Unit for Lighting Fitting 燈具有掣接線位	-	-	1	1	1	1	-	-	-	-	1	1	1	1	-	-								
	Lighting Point 燈位		-	-	2	2	2	2	-	-	-	-	2	2	2	2	-	-								
	Sliding Door Contact 趟門感應器		2	2	2	2	2	2	-	-	2	2	2	2	2	2	-	-								
Closet 衣帽間	Smart Living Dimmer Switch 智能家居調光掣		-	-	-	-	-	-	-	-	1	-	1	-	1	-	-									
		Switched Fuse Spur Unit for Variable Refrigerant Flow System (Indoor Unit) 變冷媒流量系統有掣接線位(室內機)	-	-	-	-	-	-	-	-	1	-	1	-	1	-	-									
	Switched Twin Socket Outlet 雙位有掣電插座		-	-	-	-	-	-	-	-	1	-	1	-	1	-	-									
	Smart Living Curtain Control Switch 智能家居電簾控制掣		-	-	-	-	-	-	-	-	1	-	1	-	1	-	-									
		Switched Fuse Spur Unit for Dehumidifier 抽濕機有掣接線位	-	-	-	-	-	-	-	-	1	-	1	-	1	-	-									
	Lighting Point 燈位		-	-	-	-	-	-	-	-	1	-	1	-	1	-	-									

Notes:

- 4/F, 13/F, 14/F and 24/F are omitted.
- "1, 2," denotes the quantity of such provision(s) provided in the residential unit.
- The symbol "-" as shown in the above table denotes "Not provided" or "Not applicable".

備註:

- 不設4樓、13樓、14樓及24樓。
- "1, 2,"表示提供於該住宅單位內的裝置數量。
- 上表所顯示之「-」符號代表「不提供」或「不適用」。

23 FITTINGS, FINISHES AND APPLIANCES

裝置、裝修物料及設備

Location 位置	Exposed Type Provision 外露型裝置	Non-exposed Type Provision 非外露型裝置	Tower 1 第1座								Tower 2 第2座															
			2/F 2樓		3/F, 5/F-12/F, 15/F-23/F, 25/F-26/F 3樓, 5樓至12樓, 15樓至23樓, 25樓至26樓				27/F 27樓		28/F (Simplex) 28樓 (單層)		29/F & 30/F (Duplex) 29樓及30樓 (複式)		2/F 2樓		3/F, 5/F-12/F, 15/F-23/F, 25/F-26/F 3樓, 5樓至12樓, 15樓至23樓, 25樓至26樓				27/F 27樓		28/F (Simplex) 28樓 (單層)		29/F & 30/F (Duplex) 29樓及30樓 (複式)	
			Unit 單位																							
			A	B	A	B	A	B	A	A	A	A	A	B	A	B	A	B	A	A						
Closet 衣帽間	Smart Living Curtain Interfacing Point 智能家居電簾交接點		-	-	-	-	-	-	-	-	-	1	-	1	-	1	-	-								
	Magnetic Window Contact 窗磁感應器		-	-	-	-	-	-	-	-	-	1	-	-	-	-	-	-								
	Glassbreak Detector 玻璃破碎感應器		-	-	-	-	-	-	-	-	-	1	-	-	-	-	-	-								
	Panic Alarm Button 緊急警報按鈕		-	-	-	-	-	-	-	-	1	-	-	1	-	1	-	-								
		Data Outlet with WIFI Access Point 數據插座及無線網絡存取點		-	-	-	-	-	-	-	-	1	-	-	1	-	1	-	-							
		Air-Conditioner Control Switch 空調機控制器		-	-	-	-	-	-	-	-	-	-	-	-	-	-	-	-							
Closet 1 衣帽間 1		Data Outlet with WIFI Access Point 數據插座及無線網絡存取點	-	-	-	-	-	-	-	-	-	-	-	-	-	-	-	-								
		Panic Alarm Button 緊急警報按鈕	-	-	-	-	-	-	-	-	-	-	-	-	-	-	-	-								
		Air-Conditioner Control Switch 空調機控制器	-	-	-	-	-	-	-	-	-	-	-	-	-	-	-	-								
Closet 3 衣帽間 3		Air-Conditioner Control Switch 空調機控制器	-	-	-	-	-	-	-	-	-	-	-	-	-	-	-	-								
Flat Roof (near Dining Room) 平台(近飯廳)		Lighting Point 燈位	-	3	-	-	-	-	-	-	-	4	-	-	-	-	-	-								
		Watertight Single Socket Outlet 單位防水電插座	-	1	-	-	-	-	-	-	-	1	-	-	-	-	-	-								
		Pressure Sensor 壓力感應器	-	-	-	-	-	-	-	-	-	1	1	-	-	-	-	-								
		Manual Fire Alarm Call Point 手動火警鐘按鈕	1	-	-	-	-	-	-	-	-	-	-	-	-	-	-	-								
		Sliding Door Contact 趟門感應器	-	-	-	-	-	-	-	-	-	-	-	-	-	-	-	-								
			Fire Alarm Bell 火警鐘	1	-	-	-	-	-	-	-	-	-	-	-	-	-	-	-							
			Hose Reel 消防喉轆	1	-	-	-	-	-	-	-	-	-	-	-	-	-	-	-							
		Magnetic Door Contact 門磁感應器	-	-	-	-	-	-	-	-	-	-	-	-	-	-	-	-								

Notes:

- 4/F, 13/F, 14/F and 24/F are omitted.
- "1, 2," denotes the quantity of such provision(s) provided in the residential unit.
- The symbol "-" as shown in the above table denotes "Not provided" or "Not applicable".

備註:

- 不設4樓、13樓、14樓及24樓。
- "1, 2,"表示提供於該住宅單位內的裝置數量。
- 上表所顯示之「-」符號代表「不提供」或「不適用」。

23 FITTINGS, FINISHES AND APPLIANCES

裝置、裝修物料及設備

Location 位置	Exposed Type Provision 外露型裝置	Non-exposed Type Provision 非外露型裝置	Tower 1 第1座								Tower 2 第2座															
			2/F 2樓		3/F, 5/F-12/F, 15/F-23/F, 25/F-26/F 3樓, 5樓至12樓, 15樓至23樓, 25樓至26樓				27/F 27樓		28/F (Simplex) 28樓 (單層)		29/F & 30/F (Duplex) 29樓及30樓 (複式)		2/F 2樓		3/F, 5/F-12/F, 15/F-23/F, 25/F-26/F 3樓, 5樓至12樓, 15樓至23樓, 25樓至26樓				27/F 27樓		28/F (Simplex) 28樓 (單層)		29/F & 30/F (Duplex) 29樓及30樓 (複式)	
			Unit 單位				Unit 單位				Unit 單位				Unit 單位											
			A	B	A	B	A	B	A	A	A	A	A	B	A	B	A	B	A	A						
Flat Roof (near Living Room) 平台(近客廳)	Manual Fire Alarm Call Point 手動火警鐘按鈕		-	1	-	-	-	-	-	-	-	1	1	-	-	-	-	-								
		Fire Alarm Bell 火警鐘	-	1	-	-	-	-	-	-	-	1	1	-	-	-	-	-								
		Hose Reel 消防喉轆	-	1	-	-	-	-	-	-	-	1	1	-	-	-	-	-								
	Lighting Point 燈位		12	14	-	-	-	-	-	-	-	13	13	-	-	-	-	-								
	Watertight Single Socket Outlet 單位防水電插座		1	1	-	-	-	-	-	-	1	1	-	-	-	-	-	-								
Flat Roof (near Master Bedroom) 平台(近主睡房)		Pressure Sensor 壓力感應器	1	1	-	-	-	-	-	-	1	1	-	-	-	-	-	-								
Flat Roof (near Bedroom 2) 平台(近睡房 2)		Pressure Sensor 壓力感應器	1	1	-	-	-	-	-	-	-	-	-	-	-	-	-	-								
Flat Roof (near Bedroom 3) 平台(近睡房 3)	Lighting Point 燈位		3	-	-	-	-	-	-	-	-	-	-	-	-	-	-	-								
	Watertight Single Socket Outlet 單位防水電插座		1	-	-	-	-	-	-	-	-	-	-	-	-	-	-	-								
Back of House 後門	Door Bell Push Button 門鈴按鈕		1	1	1	1	1	1	-	-	1	1	1	1	1	1	-	-								
Roof 天台	Lighting Point 燈位		-	-	-	-	-	-	-	8	-	-	-	-	-	-	-	8								
	Weathertight Lighting Switch 防水燈掣		-	-	-	-	-	-	-	1	-	-	-	-	-	-	-	1								
	Watertight Single Socket Outlet 單位防水電插座		-	-	-	-	-	-	-	1	-	-	-	-	-	-	-	1								
Air-Conditioner Plant Room 空調機房	Triple Pole & Neutral Isolator Switch for Variable Refrigerant Flow System (Outdoor Unit) 變冷媒流量系統(室外機)三相四極隔離開關		2	2	2	2	2	2	-	-	2	2	2	2	2	2	-	-								
		Switched Fuse Spur Unit for Gas Water Heater 煤氣熱水爐有掣接線位	2	2	2	2	2	2	-	-	2	2	2	2	2	2	-	-								
	Emergency Light Point 應急燈位		2	2	2	2	2	2	2	-	2	2	2	2	2	2	2	-								
	Emergency Light Lighting Switch 應急燈掣		1	1	1	1	1	1	1	-	1	1	1	1	1	1	1	-								

Notes:

- 4/F, 13/F, 14/F and 24/F are omitted.
- "1, 2," denotes the quantity of such provision(s) provided in the residential unit.
- The symbol "-" as shown in the above table denotes "Not provided" or "Not applicable".

備註:

- 不設4樓、13樓、14樓及24樓。
- "1, 2,"表示提供於該住宅單位內的裝置數量。
- 上表所顯示之「-」符號代表「不提供」或「不適用」。

23 FITTINGS, FINISHES AND APPLIANCES

裝置、裝修物料及設備

Location 位置	Exposed Type Provision 外露型裝置	Non-exposed Type Provision 非外露型裝置	Tower 1 第1座								Tower 2 第2座															
			2/F 2樓		3/F, 5/F-12/F, 15/F-23/F, 25/F-26/F 3樓, 5樓至12樓, 15樓至23樓, 25樓至26樓				27/F 27樓		28/F (Simplex) 28樓 (單層)		29/F & 30/F (Duplex) 29樓及30樓 (複式)		2/F 2樓		3/F, 5/F-12/F, 15/F-23/F, 25/F-26/F 3樓, 5樓至12樓, 15樓至23樓, 25樓至26樓				27/F 27樓		28/F (Simplex) 28樓 (單層)		29/F & 30/F (Duplex) 29樓及30樓 (複式)	
			Unit 單位				Unit 單位				Unit 單位				Unit 單位											
			A	B	A	B	A	B	A	A	A	A	A	B	A	B	A	B	A	A						
Air-Conditioner Plant Room 空調機房	Watertight Single Socket Outlet 單位防水電插座		1	1	1	1	1	1	-	-	1	1	1	1	1	1	-	-								
	Weathertight Lighting Switch 防水燈掣		1	1	1	1	1	1	-	-	1	1	1	1	1	1	-	-								
	Lighting Point 燈位		2	2	2	2	2	2	-	-	2	2	2	2	2	2	-	-								
	Carbon Dioxide Fire Extinguisher 二氧化碳滅火筒		1	1	1	1	1	1	1	-	1	1	1	1	1	1	1	-	-							
Private Lift Machine Room 私人升降機房	Lighting Point 燈位		-	-	-	-	-	-	-	4	-	-	-	-	-	-	-	4								
	Miniature Circuit Breakers Board 總電掣箱		-	-	-	-	-	-	-	2	-	-	-	-	-	-	-	2								
	Triple Pole & Neutral Isolator for Lift 升降機三相四極開關掣		-	-	-	-	-	-	-	1	-	-	-	-	-	-	-	1								
	Lighting Switch 燈掣		-	-	-	-	-	-	-	1	-	-	-	-	-	-	-	1								
	Switched Twin Socket Outlet 雙位有掣電插座		-	-	-	-	-	-	-	1	-	-	-	-	-	-	-	1								
	Switched Fuse Spur Unit for Ventilation Fan 抽氣扇有掣接 線位		-	-	-	-	-	-	-	1	-	-	-	-	-	-	-	1								
	Switch for Ventilation Fan with Neon 抽氣扇開關掣連指示燈		-	-	-	-	-	-	-	1	-	-	-	-	-	-	-	1								
	Emergency Light Point 應急燈位		-	-	-	-	-	-	-	2	-	-	-	-	-	-	-	2								
	Emergency Light Lighting Switch 應急燈燈掣		-	-	-	-	-	-	-	1	-	-	-	-	-	-	-	1								
Carbon Dioxide Fire Extinguisher 二氧化碳滅火筒		-	-	-	-	-	-	-	1	-	-	-	-	-	-	-	1									

Notes:

- 4/F, 13/F, 14/F and 24/F are omitted.
- "1, 2," denotes the quantity of such provision(s) provided in the residential unit.
- The symbol "-" as shown in the above table denotes "Not provided" or "Not applicable".

備註:

- 不設4樓、13樓、14樓及24樓。
- "1, 2,"表示提供於該住宅單位內的裝置數量。
- 上表所顯示之「-」符號代表「不提供」或「不適用」。

23 FITTINGS, FINISHES AND APPLIANCES

裝置、裝修物料及設備

Location 位置	Exposed Type Provision 外露型裝置	Non-exposed Type Provision 非外露型裝置	Tower 3 第3座						
			1/F 1樓		2/F-3/F, 5/F-12/F, 15/F-23/F, 25/F*-27/F 2樓至3樓, 5樓至12樓, 15樓至23樓, 25樓*至27樓		25/F 25樓	28/F (Simplex) 28樓 (單層)	29/F & 30/F (Duplex) 29樓及30樓 (複式)
			Unit 單位						
			A	B	A	B	B	A	A
Private Lift Lobby 私人升降機大堂	Smoke Detector 煙霧偵測器		2	2	2	2	2	2	2
		Fire Alarm Bell 火警鐘	1	1	1	1	1	2	2
	Switched Twin Socket Outlet 雙位有掣電插座		1	1	1	1	1	-	-
	Motion Sensor 動作感測器		1	1	1	1	1	-	-
	Lighting Point 燈位		3	4	3	4	4	-	-
	Emergency Light Point 應急燈位		2	2	2	2	2		
		Switched Fuse Spur Unit for Lighting Fitting 燈具有掣接線位	1	1	1	1	1	-	-
	Exit Sign 出路牌		1	1	1	1	1	-	-
		Switched Fuse Spur Unit for Variable Refrigerant Flow System (Indoor Unit) 變冷媒流量系統有掣接線位(室內機)	2	2	2	2	2	-	-
Magnetic Door Contact 門磁感應器		3	3	3	3	3	-	-	
Visitor Panel 訪客對講裝置		1	1	1	1	1	-	-	
Living Room and Dining Room 客廳及飯廳		Switched Fuse Spur Unit for Door Bell 門鈴有掣接線位	1	1	1	1	-	-	-
		Door Bell 門鈴	1	1	1	1	-	-	-
	Smart Living Dimmer Switch 智能家居調光掣		2	2	2	2	2	-	-
	Smart Living Curtain Control Switch 智能家居電簾控制掣		3	3	3	3	-	-	-
	Smart Living Lighting Switch 智能家居照明開關掣		3	3	1	1	1	-	-
	Telephone Outlet 電話插座		3	3	3	3	-	-	-
	Switched Single Socket Outlet 單位有掣電插座		-	-	-	-	1	-	-
	Switched Twin Socket Outlet 雙位有掣電插座		11	11	11	11	11	-	-
	Switched Twin Socket with USB Outlet 雙位有掣電插座連USB插座		2	2	2	2	1	-	-
		Switched Fuse Spur Unit for Variable Refrigerant Flow System (Indoor Unit) 變冷媒流量系統有掣接線位(室內機)	5	5	5	5	5	-	-
		Switched Fuse Spur Unit for Air Purifier 空氣清新機有掣接線位	1	1	1	1	1	-	-
	Lighting Switch with Neon 燈掣連指示燈		2	2	2	2	-	-	-
	Lighting Point 燈位		12	12	12	12	23	-	-
		Receiver for Smart Living System 智能家居系統接收器	1	1	1	1	1	-	-
	Switch for Ventilation Fan with Neon 抽氣扇開關掣連指示燈		2	2	2	2	2	1	-
Smart Living Curtain Interfacing Point 智能家居電簾交接點		4	4	4	4	4	-	-	
Double Pole Switch 雙極開關掣		1	1	1	1	1	-	-	
Video Door Phone With Color Monitor 全彩視頻對講機		1	1	1	1	1	-	-	

Notes:

- 4/F, 13/F, 14/F and 24/F are omitted.
 - "1, 2," denotes the quantity of such provision(s) provided in the residential unit.
 - The symbol "-" as shown in the above table denotes "Not provided" or "Not applicable".
- * Except for Unit B on 25/F

備註:

- 不設4樓、13樓、14樓及24樓。
 - "1, 2,"表示提供於該住宅單位內的裝置數量。
 - 上表所顯示之「-」符號代表「不提供」或「不適用」。
- * 25樓B單位除外

23 FITTINGS, FINISHES AND APPLIANCES

裝置、裝修物料及設備

Location 位置	Exposed Type Provision 外露型裝置	Non-exposed Type Provision 非外露型裝置	Tower 3 第3座						
			1/F 1樓		2/F-3/F, 5/F-12/F, 15/F-23/F, 25/F*-27/F 2樓至3樓, 5樓至12樓, 15樓至23樓, 25樓*至27樓		25/F 25樓	28/F (Simplex) 28樓 (單層)	29/F & 30/F (Duplex) 29樓及30樓 (複式)
			Unit 單位						
			A	B	A	B	B	A	A
Living Room and Dining Room 客廳及飯廳		Data Outlet with WIFI Access Point 數據插座及無線網絡存取點	1	1	1	1	1	-	-
		Glassbreak Detector 玻璃破碎感應器	3	3	1	1	1	-	-
		TV&FM Outlet 電視及電台插座	3	3	3	3	4	-	-
		Data Outlet 數據插座	3	3	3	3	3	-	-
		Magnetic Window Contact 窗磁感應器	4	5	-	-	-	-	-
		Magnetic Door Contact 門磁感應器	1	1	-	-	-	-	-
		Air-Conditioner Control Switch 空調機控制器	5	5	5	5	-	-	-
		Air Purifier Control Switch 空氣清新機控制器	1	1	1	1	-	-	-
	Lighting Switch 燈掣	-	-	-	-	-	1	-	
Master Bedroom 主睡房		Switched Fuse Spur Unit for Variable Refrigerant Flow System (Indoor Unit) 變冷媒流量系統有掣接線位(室內機)	2	2	2	2	2	-	-
		Switched Fuse Spur Unit for Air Purifier 空氣清新機有掣接線位	1	1	1	1	1	-	-
		Switched Twin Socket Outlet 雙位有掣電插座	4	4	4	4	4	-	-
		Switched Twin Socket with USB Outlet 雙位有掣電插座連USB插座	2	2	2	2	2	-	-
		Smart Living Dimmer Switch 智能家居調光掣	3	3	3	3	1	-	-
		Smart Living Lighting Switch 智能家居照明開關掣	1	1	1	1	1	-	-
		Smart Living Curtain Control Switch 智能家居電簾控制掣	4	4	4	4	1	-	-
		Smart Living Curtain Interfacing Point 智能家居電簾交接點	2	2	2	2	2	-	-
		Telephone Outlet 電話插座	1	1	1	1	1	-	-
		Lighting Point 燈位	5	5	5	5	9	-	-
		Glassbreak Detector 玻璃破碎感應器	1	1	1	1	1	-	-
		TV&FM Outlet 電視及電台插座	1	1	1	1	1	-	-
		Data Outlet 數據插座	1	1	1	1	1	-	-
		Magnetic Window Contact 窗磁感應器	1	1	-	-	-	-	-
		Sliding Door Contact 趟門感應器	2	2	-	-	-	-	-
		Data Outlet with WIFI Access Point 數據插座及無線網絡存取點	-	-	-	-	-	-	-
	Air-Conditioner Control Switch 空調機控制器	1	1	1	1	1	-	-	
	Air Purifier Control Switch 空氣清新機控制器	-	-	-	-	-	-	-	

Notes:

- 4/F, 13/F, 14/F and 24/F are omitted.
 - "1, 2," denotes the quantity of such provision(s) provided in the residential unit.
 - The symbol "-" as shown in the above table denotes "Not provided" or "Not applicable".
- * Except for Unit B on 25/F

備註:

- 不設4樓、13樓、14樓及24樓。
 - "1, 2,"表示提供於該住宅單位內的裝置數量。
 - 上表所顯示之「-」符號代表「不提供」或「不適用」。
- * 25樓B單位除外

23 FITTINGS, FINISHES AND APPLIANCES

裝置、裝修物料及設備

Location 位置	Exposed Type Provision 外露型裝置	Non-exposed Type Provision 非外露型裝置	Tower 3 第3座						
			1/F 1樓		2/F-3/F, 5/F-12/F, 15/F-23/F, 25/F*-27/F 2樓至3樓, 5樓至12樓, 15樓至23樓, 25樓*至27樓		25/F 25樓	28/F (Simplex) 28樓 (單層)	29/F & 30/F (Duplex) 29樓及30樓 (複式)
			Unit 單位						
			A	B	A	B	B	A	A
Bedroom 1 睡房 1		Switched Fuse Spur Unit for Variable Refrigerant Flow System (Indoor Unit) 變冷媒流量系統有掣接線位(室內機)	1	1	1	1	1	-	-
		Switch for Thermo Ventilator with Neon 浴室寶開關掣連指示燈	1	1	1	1	1	-	-
		Switched Twin Socket Outlet 雙位有掣電插座	2	2	2	2	3	-	-
		Switched Twin Socket with USB Outlet 雙位有掣電插座連USB插座	2	2	2	2	2	-	-
		Smart Living Dimmer Switch 智能家居調光掣	3	3	3	3	1	-	-
		Smart Living Lighting Switch 智能家居照明開關掣	1	1	-	-	-	-	-
		Smart Living Curtain Control Switch 智能家居電簾控制掣	3	3	3	3	-	-	-
		Smart Living Curtain Interfacing Point 智能家居電簾交接點	1	1	1	1	1	-	-
		Telephone Outlet 電話插座	1	1	1	1	1	-	-
		Lighting Switch with Neon 燈掣連指示燈	1	1	1	1	1	-	-
		Lighting Point 燈位	2	2	2	2	6	-	-
		Glassbreak Detector 玻璃破碎感應器	1	1	-	-	-	-	-
		TV&FM Outlet 電視及電台插座	1	1	1	1	1	-	-
		Data Outlet 數據插座	1	1	1	1	1	-	-
		Data Outlet with WIFI Access Point 數據插座及無線網絡存取點	1	1	1	1	1	-	-
	Magnetic Window Contact 窗磁感應器	2	2	-	-	-	-	-	
	Air-Conditioner Control Switch 空調機控制器	1	1	1	1	1	-	-	
Bedroom 2 睡房 2		Switched Fuse Spur Unit for Variable Refrigerant Flow System (Indoor Unit) 變冷媒流量系統有掣接線位(室內機)	1	1	1	1	1	-	-
		Switched Twin Socket Outlet 雙位有掣電插座	2	2	2	2	3	-	-
		Switched Twin Socket with USB Outlet 雙位有掣電插座連USB插座	2	2	2	2	2	-	-
		Smart Living Dimmer Switch 智能家居調光掣	3	3	3	3	1	-	-
		Smart Living Curtain Control Switch 智能家居電簾控制掣	3	3	3	3	-	-	-
		Switch for Thermo Ventilator with Neon 浴室寶開關掣連指示燈	1	1	1	1	1	-	-
		Smart Living Lighting Switch 智能家居照明開關掣	-	1	-	-	-	-	-
		Smart Living Curtain Interfacing Point 智能家居電簾交接點	1	1	1	1	1	-	-
		Telephone Outlet 電話插座	1	1	1	1	1	-	-
	Lighting Switch with Neon 燈掣連指示燈	1	1	1	1	1	-	-	

Notes:

- 4/F, 13/F, 14/F and 24/F are omitted.
 - "1, 2," denotes the quantity of such provision(s) provided in the residential unit.
 - The symbol "-" as shown in the above table denotes "Not provided" or "Not applicable".
- * Except for Unit B on 25/F

備註:

- 不設4樓、13樓、14樓及24樓。
 - "1, 2,"表示提供於該住宅單位內的裝置數量。
 - 上表所顯示之「-」符號代表「不提供」或「不適用」。
- * 25樓B單位除外

23 FITTINGS, FINISHES AND APPLIANCES

裝置、裝修物料及設備

Location 位置	Exposed Type Provision 外露型裝置	Non-exposed Type Provision 非外露型裝置	Tower 3 第3座							
			1/F 1樓		2/F-3/F, 5/F-12/F, 15/F-23/F, 25/F*-27/F 2樓至3樓, 5樓至12樓, 15樓至23樓, 25樓*至27樓		25/F 25樓	28/F (Simplex) 28樓 (單層)	29/F & 30/F (Duplex) 29樓及30樓 (複式)	
			Unit 單位							
			A	B	A	B	B	A	A	
Bedroom 2 睡房 2	Lighting Point 燈位		2	2	2	2	5	-	-	
	Glassbreak Detector 玻璃破碎感應器		1	1	-	-	-	-	-	
	TV&FM Outlet 電視及電台插座		1	1	1	1	1	-	-	
	Data Outlet 數據插座		1	1	1	1	1	-	-	
		Data Outlet with WIFI Access Point 數據插座及無線網絡存取點		1	1	1	1	-	-	
	Magnetic Window Contact 窗磁感應器		2	1	-	-	-	-	-	
	Magnetic Door Contact 門磁感應器		-	1	-	-	-	-	-	
Air-Conditioner Control Switch 空調機控制器		1	1	1	1	1	-	-		
Bedroom 3 睡房 3		Switched Fuse Spur Unit for Variable Refrigerant Flow System (Indoor Unit) 變冷媒流量系統有掣接線位(室內機)	-	1	-	1	1	-	-	
	Switch for Thermo Ventilator with Neon 浴室寶開關掣連指示燈		1	1	1	1	1	-	-	
	Single Socket Outlet 單位電插座		-	-	-	-	1	-	-	
	Switched Twin Socket Outlet 雙位有掣電插座		3	3	3	3	2	-	-	
	Switched Twin Socket with USB Outlet 雙位有掣電插座連USB插座		2	2	2	2	2	-	-	
	Smart Living Dimmer Switch 智能家居調光掣		3	3	3	3	1	-	-	
	Smart Living Curtain Control Switch 智能家居電簾控制掣		3	3	3	3	-	-	-	
	Smart Living Curtain Interfacing Point 智能家居電簾交接點		1	1	1	1	1	-	-	
	Telephone Outlet 電話插座		1	1	1	1	-	-	-	
	Lighting Switch with Neon 燈掣連指示燈		1	1	1	1	1	-	-	
	Lighting Point 燈位		2	2	2	2	6	-	-	
		Receiver for Smart Living System 智能家居系統接收器		2	2	2	2	2	-	-
	Glassbreak Detector 玻璃破碎感應器		1	1	-	-	-	-	-	
	TV&FM Outlet 電視及電台插座		1	1	1	1	1	-	-	
	Data Outlet 數據插座		1	1	1	1	1	-	-	
Magnetic Window Contact 窗磁感應器		3	3	-	-	-	-	-		
	Data Outlet with WIFI Access Point 數據插座及無線網絡存取點		1	1	1	1	-	-		
Air-Conditioner Control Switch 空調機控制器		1	1	1	1	1	-	-		
Bedroom 4 睡房 4	TV&FM Outlet 電視及電台插座		-	-	-	-	-	-	-	
	Data Outlet 數據插座		-	-	-	-	-	-	-	
		Data Outlet with WIFI Access Point 數據插座及無線網絡存取點		-	-	-	-	-	-	

Notes:

- 4/F, 13/F, 14/F and 24/F are omitted.
 - "1, 2," denotes the quantity of such provision(s) provided in the residential unit.
 - The symbol "-" as shown in the above table denotes "Not provided" or "Not applicable".
- * Except for Unit B on 25/F

備註:

- 不設4樓、13樓、14樓及24樓。
 - "1, 2,"表示提供於該住宅單位內的裝置數量。
 - 上表所顯示之「-」符號代表「不提供」或「不適用」。
- * 25樓B單位除外

23 FITTINGS, FINISHES AND APPLIANCES

裝置、裝修物料及設備

Location 位置	Exposed Type Provision 外露型裝置	Non-exposed Type Provision 非外露型裝置	Tower 3 第3座							
			1/F 1樓		2/F-3/F, 5/F-12/F, 15/F-23/F, 25/F*-27/F 2樓至3樓, 5樓至12樓, 15樓至23樓, 25樓*至27樓		25/F 25樓	28/F (Simplex) 28樓 (單層)	29/F & 30/F (Duplex) 29樓及30樓 (複式)	
			Unit 單位							
			A	B	A	B	B	A	A	
Bedroom 5 睡房 5	Air-Conditioner Control Switch 空調機控制器		-	-	-	-	-	-	-	
Study Room 書房	Lighting Point 燈位		2	2	2	2	7	-	-	
	Smart Living Dimmer Switch 智能家居調光掣		1	1	1	1	1	-	-	
	Smart Living Curtain Control Switch 智能家居電簾控制掣		1	1	1	1	1	-	-	
	Smart Living Curtain Interfacing Point 智能家居電簾交接點		1	1	1	1	1	-	-	
	Switched Twin Socket Outlet 雙位有掣電插座		1	1	1	1	3	-	-	
	Switched Twin Socket with USB Outlet 雙位有掣電插座連USB插座		2	2	2	2	2	-	-	
		Switched Fuse Spur Unit for Variable Refrigerant Flow System (Indoor Unit) 變冷媒流量系統有掣接線位(室內機)		1	1	1	1	1	-	-
	Glassbreak Detector 玻璃破碎感應器		1	1	-	-	-	-	-	
	Telephone Outlet 電話插座		1	1	1	1	1	-	-	
	TV&FM Outlet 電視及電台插座		1	1	1	1	1	-	-	
	Data Outlet 數據插座		1	1	1	1	1	-	-	
	Window Contact 窗磁感應器		1	1	-	-	-	-	-	
Air-Conditioner Control Switch 空調機控制器		1	1	1	1	1	-	-		
Family Room 家庭廳	Lighting Point 燈位		-	-	-	-	-	-	-	
	Lighting Switch 燈掣		-	-	-	-	-	1	-	
	Switch for Ventilation Fan with Neon 抽氣扇開關掣連指示燈		-	-	-	-	-	1	-	
	TV&FM Outlet 電視及電台插座		-	-	-	-	-	-	-	
	Data Outlet 數據插座		-	-	-	-	-	-	-	
		Data Outlet with WIFI Access Point 數據插座及無線網絡存取點		-	-	-	-	-	-	
Family Room 1 家庭廳 1	Air-Conditioner Control Switch 空調機控制器		-	-	-	-	-	-	-	
	TV&FM Outlet 電視及電台插座		-	-	-	-	-	-	-	
	Data Outlet 數據插座		-	-	-	-	-	-	-	
Family Room 2 家庭廳 2	Air-Conditioner Control Switch 空調機控制器		-	-	-	-	-	-	-	
	TV&FM Outlet 電視及電台插座		-	-	-	-	-	-	-	
	Data Outlet 數據插座		-	-	-	-	-	-	-	
	Data Outlet with WIFI Access Point 數據插座及無線網絡存取點		-	-	-	-	-	-		

Notes:

- 4/F, 13/F, 14/F and 24/F are omitted.
 - "1, 2," denotes the quantity of such provision(s) provided in the residential unit.
 - The symbol "-" as shown in the above table denotes "Not provided" or "Not applicable".
- * Except for Unit B on 25/F

備註:

- 不設4樓、13樓、14樓及24樓。
 - "1, 2,"表示提供於該住宅單位內的裝置數量。
 - 上表所顯示之「-」符號代表「不提供」或「不適用」。
- * 25樓B單位除外

23 FITTINGS, FINISHES AND APPLIANCES

裝置、裝修物料及設備

Location 位置	Exposed Type Provision 外露型裝置	Non-exposed Type Provision 非外露型裝置	Tower 3 第3座						
			1/F 1樓		2/F-3/F, 5/F-12/F, 15/F-23/F, 25/F*-27/F 2樓至3樓, 5樓至12樓, 15樓至23樓, 25樓*至27樓		25/F 25樓	28/F (Simplex) 28樓 (單層)	29/F & 30/F (Duplex) 29樓及30樓 (複式)
			Unit 單位						
			A	B	A	B	B	A	A
Master Bathroom 主浴室		Switched Fuse Spur Unit for Variable Refrigerant Flow System (Indoor Unit) 變冷媒流量系統有掣接線位(室內機)	1	1	1	1	1	-	-
		Switched Fuse Spur Unit for Ventilation Fan 抽氣扇有掣接線位	1	1	1	1	1	-	-
		Switched Fuse Spur Unit for Floor Heater 地暖系統有掣接線位	1	1	1	1	1	-	-
		Switched Fuse Spur Unit for Mist-Free Mirror 防霧鏡有掣接線位	1	1	1	1	1	-	-
		Switched Fuse Spur Unit for Bluetooth Speaker 藍牙喇叭有掣接線位	1	1	1	1	1	-	-
		Switched Fuse Spur Unit for Motorized Venetian Blind 電動百葉簾有掣接線位	2	2	2	2	2	-	-
		Single Socket Outlet 單位電插座	1	1	1	1	1	-	-
		Twin Socket Outlet 雙位電插座	2	2	2	2	2	-	-
		USB Socket Outlet USB 插座	1	1	1	1	1	-	-
		Shaver Socket Outlet 電鬚刨插座	1	1	1	1	1	-	-
		Switched Fuse Spur Unit for Gas Water Heater 煤氣熱水爐有掣接線位	1	1	1	1	1	-	-
		Switched Fuse Spur Unit for Lighting Fitting 燈具有掣接線位	2	2	2	2	2	-	-
		Lighting Point 燈位	12	12	12	12	12	-	-
		Bluetooth Amplifier System with Keypad 藍牙喇叭系統及控制鍵盤	1	1	1	1	-	-	-
		Magnetic Window Contact 窗磁感應器	3	3	-	-	-	-	-
		Glassbreak Detector 玻璃破碎感應器	1	1	-	-	-	-	-
	Gas Water Heater Remote Controller 煤氣熱水爐遙控面板	1	1	1	1	1	-	-	
	Floor Heater Controller 地暖系統控制器	1	1	1	1	1	-	-	
Bathroom 1 浴室 1		Double Pole Isolator Switch for Thermo Ventilator 浴室寶雙極隔離開關	1	1	1	1	1	-	-
		Switched Fuse Spur Unit for Ventilation Fan 抽氣扇有掣接線位	1	1	1	1	1	-	-
		Switched Fuse Spur Unit for Mist-Free Mirror 防霧鏡有掣接線位	1	1	1	1	1	-	-
		USB Socket Outlet USB 插座	1	1	1	1	1	-	-
		Twin Socket Outlet 雙位電插座	1	1	1	1	1	-	-
		Switched Fuse Spur Unit for Lighting Fitting 燈具有掣接線位	2	2	2	2	1	-	-
		Lighting Point 燈位	5	5	5	5	5	-	-
	Gas Water Heater Remote Controller 煤氣熱水爐遙控面板	1	1	1	1	1	-	-	

Notes:

- 4/F, 13/F, 14/F and 24/F are omitted.
 - "1, 2," denotes the quantity of such provision(s) provided in the residential unit.
 - The symbol "-" as shown in the above table denotes "Not provided" or "Not applicable".
- * Except for Unit B on 25/F

備註:

- 不設4樓、13樓、14樓及24樓。
 - "1, 2,"表示提供於該住宅單位內的裝置數量。
 - 上表所顯示之「-」符號代表「不提供」或「不適用」。
- * 25樓B單位除外

23 FITTINGS, FINISHES AND APPLIANCES

裝置、裝修物料及設備

Location 位置	Exposed Type Provision 外露型裝置	Non-exposed Type Provision 非外露型裝置	Tower 3 第3座						
			1/F 1樓		2/F-3/F, 5/F-12/F, 15/F-23/F, 25/F*-27/F 2樓至3樓, 5樓至12樓, 15樓至23樓, 25樓*至27樓		25/F 25樓	28/F (Simplex) 28樓 (單層)	29/F & 30/F (Duplex) 29樓及30樓 (複式)
			Unit 單位						
			A	B	A	B	B	A	A
Bathroom 2 浴室 2		Double Pole Isolator Switch for Thermo Ventilator 浴室寶雙極隔離開關	1	1	1	1	1	-	-
		Switched Fuse Spur Unit for Ventilation Fan 抽氣扇有掣接線位	1	1	1	1	1	-	-
		Switched Fuse Spur Unit for Mist-Free Mirror 防霧鏡有掣接線位	1	1	1	1	1	-	-
		USB Socket Outlet USB 插座	1	1	1	1	1	-	-
		Twin Socket Outlet 雙位電插座	1	1	1	1	1	-	-
		Switched Fuse Spur Unit for Lighting Fitting 燈具有掣接線位	2	2	2	2	2	-	-
		Lighting Point 燈位	5	5	5	5	5	-	-
		Magnetic Door Contact 門磁感應器	-	-	-	-	-	-	-
	Gas Water Heater Remote Controller 煤氣熱水爐遙控面板	1	1	1	1	1	-	-	
Bathroom 3 浴室 3		Double Pole Isolator Switch for Thermo Ventilator 浴室寶雙極隔離開關	1	1	1	1	1	-	-
		Switched Fuse Spur Unit for Variable Refrigerant Flow System (Indoor Unit) 變冷媒流量系統有掣接線位(室內機)	1	-	1	-	-	-	-
		Switched Fuse Spur Unit for Ventilation Fan 抽氣扇有掣接線位	1	1	1	1	1	-	-
		Switched Fuse Spur Unit for Mist-Free Mirror 防霧鏡有掣接線位	1	1	1	1	1	-	-
		USB Socket Outlet USB 插座	1	1	1	1	1	-	-
		Twin Socket Outlet 雙位電插座	1	1	1	1	1	-	-
		Switched Fuse Spur Unit for Lighting Fitting 燈具有掣接線位	2	2	2	2	2	-	-
		Lighting Point 燈位	4	4	4	4	4	-	-
	Bluetooth Amplifier System with Keypad 藍牙喇叭系統及控制鍵盤	-	-	-	-	-	-	-	
	Gas Water Heater Remote Controller 煤氣熱水爐遙控面板	1	1	1	1	1	-	-	
Bathroom 4 浴室 4		Lighting Point 燈位	-	-	-	-	-	1	-
		Switched Fuse Spur Unit for Ventilation Fan 抽氣扇有掣接線位	-	-	-	-	-	1	-
Lavatory 1 廁所 1		Switched Fuse Spur Unit for Ventilation Fan 抽氣扇有掣接線位	1	1	1	1	1	1	-
		Lighting Point 燈位	2	2	2	2	2	1	-
		Switched Fuse Spur Unit for Lighting Fitting 燈具有掣接線位	1	1	1	1	1	-	-
	Gas Water Heater Remote Controller 煤氣熱水爐遙控面板	1	1	1	1	1	-	-	

Notes:

- 4/F, 13/F, 14/F and 24/F are omitted.
 - "1, 2," denotes the quantity of such provision(s) provided in the residential unit.
 - The symbol "-" as shown in the above table denotes "Not provided" or "Not applicable".
- * Except for Unit B on 25/F

備註:

- 不設4樓、13樓、14樓及24樓。
 - "1, 2,"表示提供於該住宅單位內的裝置數量。
 - 上表所顯示之「-」符號代表「不提供」或「不適用」。
- * 25樓B單位除外

23 FITTINGS, FINISHES AND APPLIANCES

裝置、裝修物料及設備

Location 位置	Exposed Type Provision 外露型裝置	Non-exposed Type Provision 非外露型裝置	Tower 3 第3座						
			1/F 1樓		2/F-3/F, 5/F-12/F, 15/F-23/F, 25/F*-27/F 2樓至3樓, 5樓至12樓, 15樓至23樓, 25樓*至27樓		25/F 25樓	28/F (Simplex) 28樓 (單層)	29/F & 30/F (Duplex) 29樓及30樓 (複式)
			Unit 單位						
			A	B	A	B	B	A	A
Lavatory 2 廁所 2	Lighting Point 燈位		1	1	1	1	1	1	1
		Switched Fuse Spur Unit for Ventilation Fan 抽氣扇有掣接線位	1	1	1	1	1	1	1
	Magnetic Window Contact 窗磁感應器		-	1	-	-	-	-	-
	Glassbreak Detector 玻璃破碎感應器		-	1	-	-	-	-	-
Kitchen 廚房	Switched Twin Socket Outlet with USB Outlet 雙位有掣電插座連USB插座		1	1	1	1	1	-	-
	Switched Twin Socket Outlet 雙位有掣電插座		2	1	2	1	1	-	-
		Switched Twin Socket Outlet 雙位有掣電插座	-	1	-	1	1	-	-
		Switched Single Socket Outlet 單位有掣電插座	10	9	10	9	9	-	-
		Switched Fuse Spur Unit for Ventilation Fan 抽氣扇有掣接線位	1	1	1	1	1	-	-
		Switched Fuse Spur Unit for Variable Refrigerant Flow System (Indoor Unit) 變冷媒流量系統有掣接線位(室內機)	1	1	1	1	1	-	-
		Switched Fuse Spur Unit for Lighting Fitting 燈具有掣接線位	3	2	3	2	2	-	-
		Double Pole Switch for Electric Oven with Neon 電焗爐雙極開關掣連指示燈	1	1	1	1	1	-	-
		Double Pole Switch for Induction Hob with Neon 電磁煮食爐雙極開關掣連指示燈	1	1	1	1	1	-	-
		Double Pole Switch for Steam Combination Oven with Neon 蒸焗爐雙極開關掣連指示燈	1	1	1	1	1	-	-
		Double Pole Switch for Barbecue Grill with Neon 燒烤爐雙極開關掣連指示燈	1	1	1	1	1	-	-
		Lighting Switch 燈掣	1	1	1	1	1	-	-
		Lighting Point 燈位	6	6	6	6	6	-	-
			Data Outlet with WIFI Access Point 數據插座及無線網絡存取點	1	1	1	1	-	-
	Magnetic Window Contact 窗磁感應器		1	1	-	-	-	-	
	Magnetic Door Contact 門磁感應器		1	1	1	1	-	-	
	Glassbreak Detector 玻璃破碎感應器		1	1	-	-	-	-	
Utility Room 工作間	Lighting Point 燈位		1	1	1	1	1	-	-
	Lighting Switch 燈掣		3	3	3	3	3	-	-
	Switched Twin Socket Outlet 雙位有掣電插座		1	1	1	1	1	-	-
	Switched Single Socket Outlet 單位有掣電插座		1	1	1	1	1	-	-

Notes:

- 4/F, 13/F, 14/F and 24/F are omitted.
 - "1, 2," denotes the quantity of such provision(s) provided in the residential unit.
 - The symbol "-" as shown in the above table denotes "Not provided" or "Not applicable".
- * Except for Unit B on 25/F

備註:

- 不設4樓、13樓、14樓及24樓。
 - "1, 2,"表示提供於該住宅單位內的裝置數量。
 - 上表所顯示之「-」符號代表「不提供」或「不適用」。
- * 25樓B單位除外

23 FITTINGS, FINISHES AND APPLIANCES

裝置、裝修物料及設備

Location 位置	Exposed Type Provision 外露型裝置	Non-exposed Type Provision 非外露型裝置	Tower 3 第3座						
			1/F 1樓		2/F-3/F, 5/F-12/F, 15/F-23/F, 25/F*-27/F 2樓至3樓, 5樓至12樓, 15樓至23樓, 25樓*至27樓		25/F 25樓	28/F (Simplex) 28樓 (單層)	29/F & 30/F (Duplex) 29樓及30樓 (複式)
			Unit 單位						
			A	B	A	B	B	A	A
Utility Room 工作間	Miniature Circuit Breakers Board 總電掣箱		-	1	-	1	1	-	-
		Switched Fuse Spur Unit for Air-Conditioner Central Control Switch 空調機中央控制器有掣接線位	1	1	1	1	1	-	-
		Switched Fuse Spur Unit for MODBUS Adapter MODBUS 轉接器有掣接線位	1	1	1	1	1	-	-
		Switched Fuse Spur Unit for Variable Refrigerant Flow System (Indoor Unit) 變冷媒流量系統有掣接線位(室內機)	1	1	1	1	1	-	-
		Switched Fuse Spur Unit for Home Network Panel 家庭網絡箱有掣接線位	1	1	1	1	1	-	-
		Switched Fuse Spur Unit for Security Alarm Control Panel 保安警報控制板有掣接線位	1	1	1	1	1	-	-
		Switched Fuse Spur Unit for Door Bell 門鈴有掣接線位	1	1	1	1	1	-	-
		Door Bell 門鈴	1	1	1	1	1	-	-
		Switch for Ventilation Fan 抽氣扇開關掣	1	1	1	1	1	-	-
		Pressure Sensor Control Panel 壓力感應器面板	1	1	-	-	-	-	-
		Home Network Control Panel 家庭網絡控制板	1	1	1	1	1	-	-
		Security Alarm Control Panel 保安警報控制板	1	1	1	1	1	-	-
		Master Touch Screen Security Keypad 保安系統主觸控面板	1	1	1	1	1	-	-
		CABD Control Panel 電視系統控制板	1	1	1	1	1	-	-
		Panic Alarm Button 緊急警報按鈕	1	1	1	1	1	-	-
		Magnetic Window Contact 窗磁感應器	1	-	-	-	-	-	-
		Glassbreak Detector 玻璃破碎感應器	1	-	-	-	-	-	-
	Air-Conditioner Central Control Switch 空調機中央控制器	1	1	1	1	1	-	-	
	Gas Water Heater Remote Controller 煤氣熱水爐遙控面板	2	2	2	2	2	-	-	
Storeroom 1 儲物房 1	Lighting Point 燈位		1	1	1	1	1	-	-
	Lighting Switch 燈掣		1	1	1	1	1	-	-
	Telephone Outlet 電話插座		-	1	-	1	-	-	-
	Switched Twin Socket Outlet 雙位有掣電插座		1	1	1	1	1	-	-
	Switched Fuse Spur Unit for Variable Refrigerant Flow System (Indoor Unit) 變冷媒流量系統有掣接線位(室內機)		1	1	1	1	1	-	-
	Smart Living System Control Board 智能家居系統控制箱		2	-	2	-	-	-	-
	Miniature Circuit Breakers Board 總電掣箱		1	-	1	-	-	-	-

Notes:

- 4/F, 13/F, 14/F and 24/F are omitted.
 - "1, 2," denotes the quantity of such provision(s) provided in the residential unit.
 - The symbol "-" as shown in the above table denotes "Not provided" or "Not applicable".
- * Except for Unit B on 25/F

備註:

- 不設4樓、13樓、14樓及24樓。
 - "1, 2,"表示提供於該住宅單位內的裝置數量。
 - 上表所顯示之「-」符號代表「不提供」或「不適用」。
- * 25樓B單位除外

23 FITTINGS, FINISHES AND APPLIANCES

裝置、裝修物料及設備

Location 位置	Exposed Type Provision 外露型裝置	Non-exposed Type Provision 非外露型裝置	Tower 3 第3座							
			1/F 1樓		2/F-3/F, 5/F-12/F, 15/F-23/F, 25/F*-27/F 2樓至3樓, 5樓至12樓, 15樓至23樓, 25樓*至27樓		25/F 25樓	28/F (Simplex) 28樓 (單層)	29/F & 30/F (Duplex) 29樓及30樓 (複式)	
			Unit 單位							
			A	B	A	B	B	A	A	
Storeroom 2 儲物房 2	Lighting Point 燈位		1	1	1	1	1	-	-	
	Lighting Switch 燈掣		1	1	1	1	1	-	-	
	Switched Twin Socket Outlet 雙位有掣電插座		1	1	1	1	1	-	-	
	Switched Fuse Spur Unit for Variable Refrigerant Flow System (Indoor Unit) 變冷媒流量系統有掣接線位(室內機)		1	1	1	1	1	-	-	
	Molded Case Circuit Breakers Board 配電箱		-	-	-	-	-	-	1	
	Miniature Circuit Breakers Board 總電掣箱		-	-	-	-	-	-	2	
	Telephone Outlet 電話插座		1	-	1	-	-	-	-	
Storeroom 3 儲物房 3	Smart Living System Control Board 智能家居系統控制箱		-	2	-	2	2	-	-	
	Lighting Point 燈位		1	1	1	1	1	-	-	
	Lighting Switch 燈掣		1	1	1	1	1	-	-	
Storeroom 4 儲物房 4	Switched Twin Socket Outlet 雙位有掣電插座		1	1	1	1	1	-	-	
	Home Network Control Panel 家庭網絡控制板		-	-	-	-	-	-	-	
	Security Alarm Control Panel 保安警報控制板		-	-	-	-	-	-	-	
Corridor 1 走廊 1	CABD Control Panel 電視系統控制板		-	-	-	-	-	-	-	
	Magnetic Door Contact 門磁感應器		-	-	-	-	-	-	-	
	Video Door Phone With Color Monitor 全彩色視頻對講機		-	-	-	-	-	-	-	
	Smart Living Dimmer Switch 智能家居調光掣		2	2	2	2	2	-	-	
		Receiver for Smart Living System 智能家居系統接收器		6	6	6	6	6	-	-
Corridor 2 走廊 2	Lighting Point 燈位		1	1	1	1	3	-	-	
	Air-Conditioner Control Switch 空調機控制器		-	-	-	-	-	-	-	
		Switched Fuse Spur Unit for Variable Refrigerant Flow System (Indoor Unit) 變冷媒流量系統有掣接線位(室內機)		1	1	1	1	1	-	-
	Switch for Ventilation Fan with Neon 抽氣扇開關掣連指示燈		1	1	1	1	1	-	-	
	Smart Living Dimmer Switch 智能家居調光掣		1	1	1	1	1	-	-	
	Lighting Switch with Neon 燈掣連指示燈		1	1	1	1	1	-	-	
	Lighting Point 燈位		2	2	2	2	2	-	-	
Magnetic Door Contact 門磁感應器		-	-	-	-	-	-	-		
	Data Outlet with WIFI Access Point 數據插座及無線網絡存取點		1	1	1	1	-	-		
	Pressure Sensor Control Panel 壓力感應器面板		-	-	-	-	-	-		
	Air-Conditioner Control Switch 空調機控制器		1	1	1	1	1	-	-	

Notes:

- 4/F, 13/F, 14/F and 24/F are omitted.
 - "1, 2," denotes the quantity of such provision(s) provided in the residential unit.
 - The symbol "-" as shown in the above table denotes "Not provided" or "Not applicable".
- * Except for Unit B on 25/F

備註:

- 不設4樓、13樓、14樓及24樓。
 - "1, 2,"表示提供於該住宅單位內的裝置數量。
 - 上表所顯示之「-」符號代表「不提供」或「不適用」。
- * 25樓B單位除外

23 FITTINGS, FINISHES AND APPLIANCES

裝置、裝修物料及設備

Location 位置	Exposed Type Provision 外露型裝置	Non-exposed Type Provision 非外露型裝置	Tower 3 第3座						
			1/F 1樓		2/F-3/F, 5/F-12/F, 15/F-23/F, 25/F*-27/F 2樓至3樓, 5樓至12樓, 15樓至23樓, 25樓*至27樓		25/F 25樓	28/F (Simplex) 28樓 (單層)	29/F & 30/F (Duplex) 29樓及30樓 (複式)
			Unit 單位						
			A	B	A	B	B	A	A
Corridor 2 走廊 2	Air Purifier Control Switch 空氣清新機控制器		1	1	1	1	1	-	-
	Video Door Phone With Color Monitor 全彩視頻對講機		-	-	-	-	-	-	-
Corridor 3 走廊 3	Magnetic Door Contact 門磁感應器		-	-	-	-	-	-	-
		Data Outlet with WIFI Access Point 數據插座及無線網絡存取點	-	-	-	-	-	-	-
	Lighting Switch 燈掣		-	-	-	-	-	1	-
	Switch for Ventilation Fan with Neon 抽氣扇開關掣連指示燈		-	-	-	-	-	1	-
	Air-Conditioner Control Switch 空調機控制器		-	-	-	-	-	-	-
	Air-Conditioner Central Control Switch 空調機中央控制器		-	-	-	-	-	-	-
	Miniature Circuit Breakers Board 總電掣箱		-	-	-	-	-	1	-
	Home Network Control Panel 家庭網絡控制板		-	-	-	-	-	-	-
	Security Alarm Control Panel 保安警報控制板		-	-	-	-	-	-	-
	Master Touch Screen Security Keypad 保安系統主觸控面板		-	-	-	-	-	-	-
CABD Control Panel 電視系統控制板		-	-	-	-	-	-	-	
Panic Alarm Button 緊急警報按鈕		-	-	-	-	-	-	-	
Corridor 4 走廊 4	Data Outlet with WIFI Access Point 數據插座及無線網絡存取點		-	-	-	-	-	-	-
Corridor 5 走廊 5	Data Outlet with WIFI Access Point 數據插座及無線網絡存取點		-	-	-	-	-	-	-
	Magnetic Door Contact 門磁感應器		-	-	-	-	-	-	-
	Master Touch Screen Security Keypad 保安系統主觸控面板		-	-	-	-	-	-	-
	Panic Alarm Button 緊急警報按鈕		-	-	-	-	-	-	-
	Air-Conditioner Control Switch 空調機控制器		-	-	-	-	-	-	-
	Air-Conditioner Central Control Switch 空調機中央控制器		-	-	-	-	-	-	-
	Lighting Switch 燈掣		-	-	-	-	-	-	1
Switch for Ventilation Fan 抽氣扇開關掣		-	-	-	-	-	-	1	
Lift Supervisory Panel 升降機監控屏		-	-	-	-	-	-	1	
Balcony 露台		Double Pole Isolator 雙極隔離開關	1	1	1	1	1	-	-
		Switched Fuse Spur Unit for Lighting Fitting 燈具有掣接線位	1	1	1	1	1	-	-
	Lighting Point 燈位		1	1	2	2	2	-	-
	Sliding Door Contact 趟門感應器		2	2	2	2	2	-	-

Notes:

- 4/F, 13/F, 14/F and 24/F are omitted.
 - "1, 2," denotes the quantity of such provision(s) provided in the residential unit.
 - The symbol "-" as shown in the above table denotes "Not provided" or "Not applicable".
- * Except for Unit B on 25/F

備註:

- 不設4樓、13樓、14樓及24樓。
 - "1, 2,"表示提供於該住宅單位內的裝置數量。
 - 上表所顯示之「-」符號代表「不提供」或「不適用」。
- * 25樓B單位除外

23 FITTINGS, FINISHES AND APPLIANCES

裝置、裝修物料及設備

Location 位置	Exposed Type Provision 外露型裝置	Non-exposed Type Provision 非外露型裝置	Tower 3 第3座							
			1/F 1樓		2/F-3/F, 5/F-12/F, 15/F-23/F, 25/F*-27/F 2樓至3樓, 5樓至12樓, 15樓至23樓, 25樓*至27樓		25/F 25樓	28/F (Simplex) 28樓 (單層)	29/F & 30/F (Duplex) 29樓及30樓 (複式)	
			Unit 單位							
			A	B	A	B	B	A	A	
Balcony (Near Master Bedroom) 露台(近主睡房)		Switched Fuse Spur Unit for Lighting Fitting 燈具有掣接線位	1	1	1	1	1	-	-	
	Sliding Door Contact 趟門感應器		2	2	2	2	2	-	-	
	Lighting Point 燈位		1	1	2	2	2	-	-	
Closet 衣帽間	Smart Living Dimmer Switch 智能家居調光掣		1	1	1	1	1	-	-	
	Smart Living Lighting Switch 智能家居照明開關掣		-	1	-	-	1	-	-	
		Switched Fuse Spur Unit for Variable Refrigerant Flow System (Indoor Unit) 變冷媒流量系統有掣接線位(室內機)	1	1	1	1	1	-	-	
	Switched Twin Socket Outlet 雙位有掣電插座		1	1	1	1	3	-	-	
	Smart Living Curtain Control Switch 智能家居電簾控制掣		1	1	1	1	1	-	-	
	Lighting Point 燈位		2	2	2	2	4	-	-	
	Smart Living Curtain Interfacing Point 智能家居電簾交接點		1	1	1	1	1	-	-	
	Magnetic Window Contact 窗磁感應器		2	1	-	-	-	-	-	
	Glassbreak Detector 玻璃破碎感應器		1	1	-	-	-	-	-	
	Panic Alarm Button 緊急警報按鈕		1	1	1	1	1	-	-	
		Pressure Sensor Control Panel 壓力感應器面板		1	1	-	-	-	-	-
		Data Outlet with WIFI Access Point 數據插座及無線網絡存取點		1	1	1	1	-	-	-
	Air-Conditioner Control Switch 空調機控制器		1	1	1	1	-	-	-	
Closet 1 衣帽間 1	Air-Conditioner Control Switch 空調機控制器		-	-	-	-	-	-	-	
Closet 2 衣帽間 2	Air-Conditioner Control Switch 空調機控制器		-	-	-	-	-	-	-	
Closet 3 衣帽間 3	Air-Conditioner Control Switch 空調機控制器		-	-	-	-	-	-	-	
Multi-Function Room 多用途房	Air-Conditioner Control Switch 空調機控制器		-	-	-	-	-	-	-	
Flat Roof (near Dining Room) 平台(近飯廳)	Lighting Point 燈位		4	2	-	-	-	-	-	
	Watertight Single Socket Outlet 單位防水電插座		1	1	-	-	-	-	-	
	Pressure Sensor 壓力感應器		1	1	-	-	-	-	-	
	Sliding Door Contact 趟門感應器		-	-	-	-	-	-	-	

Notes:

- 4/F, 13/F, 14/F and 24/F are omitted.
 - "1, 2," denotes the quantity of such provision(s) provided in the residential unit.
 - The symbol "-" as shown in the above table denotes "Not provided" or "Not applicable".
- * Except for Unit B on 25/F

備註:

- 不設4樓、13樓、14樓及24樓。
 - "1, 2,"表示提供於該住宅單位內的裝置數量。
 - 上表所顯示之「-」符號代表「不提供」或「不適用」。
- * 25樓B單位除外

23 FITTINGS, FINISHES AND APPLIANCES

裝置、裝修物料及設備

Location 位置	Exposed Type Provision 外露型裝置	Non-exposed Type Provision 非外露型裝置	Tower 3 第3座						
			1/F 1樓		2/F-3/F, 5/F-12/F, 15/F-23/F, 25/F*-27/F 2樓至3樓, 5樓至12樓, 15樓至23樓, 25樓*至27樓		25/F 25樓	28/F (Simplex) 28樓 (單層)	29/F & 30/F (Duplex) 29樓及30樓 (複式)
			Unit 單位						
			A	B	A	B	B	A	A
Flat Roof (near Living Room) 平台(近客廳)	Lighting Point 燈位		3	3	-	-	-	-	-
Flat Roof (near Bedroom 2) 平台(近睡房 2)	Lighting Point 燈位		-	1	-	-	-	-	-
Flat Roof (near Bedroom 3) 平台(近睡房 3)	Sliding Door Contact 趟門感應器		-	-	-	-	-	-	-
Flat Roof (Near Closet) 平台(近衣帽間)	Lighting Point 燈位		-	1	-	-	-	-	-
Back of House 後門	Door Bell Push Button 門鈴按鈕		1	1	1	1	1	-	-
Roof 天台	Magnetic Door Contact 門磁感應器		-	-	-	-	-	-	-
	Pressure Sensor 壓力感應器		-	-	-	-	-	-	-
	Lighting Point 燈位		-	-	-	-	-	-	8
	Watertight Lighting Switch 防水燈掣		-	-	-	-	-	-	1
	Watertight Single Socket Outlet 單位防水電插座		-	-	-	-	-	-	1
Air-Conditioner Plant Room 空調機房	Triple Pole & Neutral Isolator Switch for Variable Refrigerant Flow System (Outdoor Unit) 變冷媒流量系統(室外機)三相四極隔離開關		2	2	2	2	2	-	-
		Switched Fuse Spur Unit for Gas Water Heater 煤氣熱水爐有掣接線位	3	3	3	3	3	-	-
		Watertight Single Socket Outlet 單位防水電插座	1	1	1	1	1	-	-
		Weathertight Lighting Switch 防水燈掣	1	1	1	1	1	-	-
		Lighting Point 燈位	2	2	2	2	2	-	-
		Emergency Light Point 應急燈位	2	2	2	2	2	-	-
		Emergency Light Lighting Switch 應急燈燈掣	1	1	1	1	1	-	-
	Carbon Dioxide Fire Extinguisher 二氧化碳滅火筒	1	1	1	1	1	-	-	

Notes:

- 4/F, 13/F, 14/F and 24/F are omitted.
 - "1, 2," denotes the quantity of such provision(s) provided in the residential unit.
 - The symbol "-" as shown in the above table denotes "Not provided" or "Not applicable".
- * Except for Unit B on 25/F

備註:

- 不設4樓、13樓、14樓及24樓。
 - "1, 2,"表示提供於該住宅單位內的裝置數量。
 - 上表所顯示之「-」符號代表「不提供」或「不適用」。
- * 25樓B單位除外

23 FITTINGS, FINISHES AND APPLIANCES

裝置、裝修物料及設備

Location 位置	Exposed Type Provision 外露型裝置	Non-exposed Type Provision 非外露型裝置	Tower 3 第3座						
			1/F 1樓		2/F-3/F, 5/F-12/F, 15/F-23/F, 25/F*-27/F 2樓至3樓, 5樓至12樓, 15樓至23樓, 25樓*至27樓		25/F 25樓	28/F (Simplex) 28樓 (單層)	29/F & 30/F (Duplex) 29樓及30樓 (複式)
			Unit 單位						
			A	B	A	B	B	A	A
Private Lift Machine Room 私人升降機房	Lighting Point 燈位		-	-	-	-	-	-	4
	Miniature Circuit Breakers Board 總電掣箱		-	-	-	-	-	-	2
	Triple Pole & Neutral Isolator for Lift 升降機三相四極開關掣		-	-	-	-	-	-	1
	Lighting Switch 燈掣		-	-	-	-	-	-	1
	Emergency Light Point 應急燈位		-	-	-	-	-	-	2
	Emergency Light Lighting Switch 應急燈燈掣		-	-	-	-	-	-	1
	Switched Twin Socket Outlet 雙位有掣電插座		-	-	-	-	-	-	1
	Switched Fuse Spur Unit for Ventilation Fan 抽氣扇有掣接線位		-	-	-	-	-	-	1
	Switch for Ventilation Fan with Neon 抽氣扇開關掣連指示燈		-	-	-	-	-	-	1
Carbon Dioxide Fire Extinguisher 二氧化碳滅火筒		-	-	-	-	-	-	1	

Notes:

- 4/F, 13/F, 14/F and 24/F are omitted.
 - "1, 2," denotes the quantity of such provision(s) provided in the residential unit.
 - The symbol "-" as shown in the above table denotes "Not provided" or "Not applicable".
- * Except for Unit B on 25/F

備註:

- 不設4樓、13樓、14樓及24樓。
 - "1, 2,"表示提供於該住宅單位內的裝置數量。
 - 上表所顯示之「-」符號代表「不提供」或「不適用」。
- * 25樓B單位除外

23 FITTINGS, FINISHES AND APPLIANCES

裝置、裝修物料及設備

Location 位置	Exposed Type Provision 外露型裝置	Non-exposed Type Provision 非外露型裝置	Tower 5 第5座											Tower 6 第6座									
			1/F 1樓	2/F-3/F, 5/F-12/F, 15/F-23/F 2樓至3樓, 5樓至12樓, 15樓至23樓				25/F 25樓	26/F 26樓	27/F 27樓	28/F (Simplex) 28樓 (單層)	29/F & 30/F (Duplex) 29樓及30樓 (複式)	1/F 1樓	2/F-3/F, 5/F-12/F, 15-16/F 2樓至3樓, 5樓至12樓, 15樓至16樓				17/F 17樓	18/F-23/F, 25/F-29/F 18樓至23樓, 25樓至29樓				30/F (Simplex) 30樓 (單層)
			Unit 單位											Unit 單位									
A	B	A	B	A	B	A	B	A	B	A	B	A	A	A	B	A	B	A	B	A	B	A	
Private Lift Lobby 私人升降機大堂	Smoke Detector 煙霧偵測器		2	2	2	2	2	2	2	2	2	2	2	2	2	2	2	2	2	2	2	2	
		Fire Alarm Bell 火警鐘	1	1	1	1	1	1	1	1	1	1	1	1	1	1	1	1	1	1	1	2	
	Switched Twin Socket Outlet 雙位有掣電插座		-	-	-	-	-	-	-	-	-	-	-	-	1	1	1	1	1	1	1	-	
	Motion Sensor 動作感測器		1	1	1	1	1	1	1	1	1	-	-	1	1	1	1	1	1	1	1	-	
	Lighting Point 燈位		2	1	2	1	2	1	2	1	2	1	-	-	3	3	3	3	3	3	3	3	-
	Emergency Light Point 應急燈位		2	2	2	2	2	2	2	2	2	2	-	-	-	-	-	-	-	-	-	-	-
		Switched Fuse Spur Unit for Lighting Fitting 燈具有掣接線位	1	1	1	1	1	1	1	1	1	1	-	-	1	1	1	1	1	1	1	1	-
	Exit Sign 出路牌		1	1	1	1	1	1	1	1	1	1	-	-	-	-	-	-	-	-	-	-	-
		Switched Fuse Spur Unit for Variable Refrigerant Flow System (Indoor Unit) 變冷媒流量系統有掣接線位(室內機)	2	1	2	1	2	1	2	1	2	1	-	-	1	1	1	1	1	1	1	1	-
	Magnetic Door Contact 門磁感應器		2	3	2	3	2	3	2	3	2	3	-	-	2	2	2	2	2	2	2	2	-
Visitor Panel 訪客對講裝置		1	1	1	1	1	1	1	1	1	1	-	-	1	1	1	1	1	1	1	1	-	
Living Room and Dining Room 客廳及飯廳		Switched Fuse Spur Unit for Door Bell 門鈴有掣接線位	1	1	1	1	1	1	1	1	1	-	-	1	1	1	1	1	1	1	1	-	
		Door Bell 門鈴	1	1	1	1	1	1	1	1	1	-	-	1	1	1	1	1	1	1	1	-	
	Smart Living Dimmer Switch 智能家居調光掣		2	1	2	1	2	1	2	1	2	1	-	-	2	2	2	2	2	2	2	-	
	Smart Living Curtain Control Switch 智能家居電簾控制掣		3	2	3	2	3	2	3	2	3	2	-	-	2	2	2	2	1	2	2	2	-
	Smart Living Lighting Switch 智能家居照明開關掣		3	2	1	1	1	1	1	1	3	2	-	-	2	2	1	1	-	1	1	1	-
	Telephone Outlet 電話插座		3	2	3	2	3	2	3	2	3	2	-	-	3	3	3	3	-	3	3	3	-
	Switched Twin Socket Outlet 雙位有掣電插座		9	6	9	6	7	6	9	6	9	6	-	-	8	8	8	8	8	8	8	8	-
Switched Twin Socket with USB Outlet 雙位有掣電插座連USB 插座		2	2	2	2	1	2	2	2	2	2	-	-	2	2	2	2	1	2	2	2	-	

Notes:

- 4/F, 13/F, 14/F and 24/F are omitted.
- "1, 2," denotes the quantity of such provision(s) provided in the residential unit.
- The symbol "-" as shown in the above table denotes "Not provided" or "Not applicable".

備註:

- 不設4樓、13樓、14樓及24樓。
- "1, 2,"表示提供於該住宅單位內的裝置數量。
- 上表所顯示之「-」符號代表「不提供」或「不適用」。

23 FITTINGS, FINISHES AND APPLIANCES

裝置、裝修物料及設備

Location 位置	Exposed Type Provision 外露型裝置	Non-exposed Type Provision 非外露型裝置	Tower 5 第5座											Tower 6 第6座									
			1/F 1樓	2/F-3/F, 5/F-12/F, 15/F-23/F 2樓至3樓, 5樓至12樓, 15樓至23樓				25/F 25樓	26/F 26樓	27/F 27樓	28/F (Simplex) 28樓 (單層)	29/F & 30/F (Duplex) 29樓及30樓 (複式)		1/F 1樓	2/F-3/F, 5/F-12/F, 15-16/F 2樓至3樓, 5樓至12樓, 15樓至16樓				17/F 17樓	18/F-23/F, 25/F-29/F 18樓至23樓, 25樓至29樓		30/F (Simplex) 30樓 (單層)	
			Unit 單位											Unit 單位									
A	B	A	B	A	B	A	B	A	B	A	B	A	A	A	B	A	B	A	B	A	B	A	
Living Room and Dining Room 客廳及飯廳		Switched Fuse Spur Unit for Variable Refrigerant Flow System (Indoor Unit) 變冷媒流量系統有掣接線位(室內機)	4	3	4	3	4	3	4	3	4	3	-	-	3	3	3	3	3	3	3	3	-
		Switched Fuse Spur Unit for Air Purifier 空氣清新機有掣接線位	1	1	1	1	1	1	1	1	1	1	-	-	1	1	1	1	1	1	1	1	-
		Lighting Switch 燈掣	-	-	-	-	-	-	-	-	-	-	1	1	-	-	-	-	-	-	-	-	-
		Lighting Switch with Neon 燈掣連指示燈	1	1	1	1	1	1	1	1	1	1	-	-	1	1	1	1	1	1	1	1	-
		Lighting Point 燈位	11	7	11	7	38	7	11	7	11	7	-	-	10	10	10	10	19	10	10	10	-
		Receiver for Smart Living System 智能家居系統接收器	-	2	-	2	-	2	-	2	-	2	-	-	2	2	2	2	-	2	2	2	-
		Switch for Ventilation Fan with Neon 抽氣扇開關掣連指示燈	1	1	1	1	1	1	1	1	1	1	1	1	1	1	1	1	1	1	1	1	-
		Smart Living Curtain Interfacing Point 智能家居電簾交接點	3	2	3	2	3	2	3	2	3	2	-	-	1	1	1	1	1	1	1	1	-
		Double Pole Switch 雙極開關掣	1	1	1	1	1	1	1	1	1	1	-	-	1	1	1	1	1	1	1	1	-
		Video Door Phone with Color Monitor 全彩視頻對講機	1	1	1	1	1	1	1	1	1	1	-	-	1	1	1	1	1	1	1	1	-
		Data Outlet with WIFI Access Point 數據插座及無線網絡存取點	1	-	1	-	1	-	1	-	1	-	-	-	1	1	1	1	1	1	1	1	-
		Glassbreak Detector 玻璃破碎感應器	2	2	1	1	1	1	1	1	1	1	-	-	2	2	1	1	1	1	1	1	-
		TV&FM Outlet 電視及電台插座	3	2	3	2	2	2	3	2	3	2	-	-	3	3	3	3	2	3	3	3	-
		Data Outlet 數據插座	3	2	3	2	2	2	3	2	3	2	-	-	3	3	3	3	2	3	3	3	-
		Magnetic Window Contact 窗磁感應器	3	2	-	-	-	-	-	-	-	-	-	-	-	-	-	-	-	-	-	-	-
	Magnetic Door Contact 門磁感應器	1	-	-	-	-	-	-	-	-	-	-	-	2	2	1	1	1	1	1	1	-	
	Air-Conditioner Control Switch 空調機控制器	-	-	-	-	-	-	-	-	-	-	-	-	-	-	-	-	-	-	-	-	-	
	Air Purifier Control Switch 空氣清新機控制器	1	1	1	1	1	1	1	1	1	1	-	-	1	1	1	1	-	1	1	1	-	

Notes:

- 4/F, 13/F, 14/F and 24/F are omitted.
- "1, 2," denotes the quantity of such provision(s) provided in the residential unit.
- The symbol "-" as shown in the above table denotes "Not provided" or "Not applicable".

備註:

- 不設4樓、13樓、14樓及24樓。
- "1, 2,"表示提供於該住宅單位內的裝置數量。
- 上表所顯示之「-」符號代表「不提供」或「不適用」。

23 FITTINGS, FINISHES AND APPLIANCES

裝置、裝修物料及設備

Location 位置	Exposed Type Provision 外露型裝置	Non-exposed Type Provision 非外露型裝置	Tower 5 第5座											Tower 6 第6座											
			1/F 1樓	2/F-3/F, 5/F-12/F, 15/F-23/F 2樓至3樓, 5樓至12樓, 15樓至23樓				25/F 25樓	26/F 26樓	27/F 27樓	28/F (Simplex) 28樓 (單層)	29/F & 30/F (Duplex) 29樓及30樓 (複式)	1/F 1樓	2/F-3/F, 5/F-12/F, 15-16/F 2樓至3樓, 5樓至12樓, 15樓至16樓				17/F 17樓	18/F-23/F, 25/F-29/F 18樓至23樓, 25樓至29樓		30/F (Simplex) 30樓 (單層)				
			Unit 單位											Unit 單位											
A	B	A	B	A	B	A	B	A	B	A	B	A	A	A	B	A	B	A	B	A	B	A			
Master Bedroom 主睡房	Switched Fuse Spur Unit for Variable Refrigerant Flow System (Indoor Unit) 變冷媒流量系統有掣接線位(室內機)		2	2	2	2	2	2	2	2	2	2	2	-	-	1	2	1	2	2	2	1	2	-	
	Switched Fuse Spur Unit for Air Purifier 空氣清新機有掣接線位		1	1	1	1	1	1	1	1	1	1	1	-	-	1	1	1	1	1	1	1	1	-	
	Switch for Ventilation Fan with Neon 抽氣扇開關掣連指示燈		1	-	1	-	1	-	1	-	1	-	-	-	-	-	-	-	-	-	-	-	-	-	
	Switched Twin Socket Outlet 雙位有掣電插座		3	3	3	3	3	3	3	3	3	3	3	-	-	2	2	2	2	2	2	2	2	-	
	Switched Twin Socket with USB Outlet 雙位有掣電插座連USB插座		2	2	2	2	2	2	2	2	2	2	2	-	-	2	2	2	2	2	2	2	2	-	
	Smart Living Dimmer Switch 智能家居調光掣		3	3	3	3	2	3	3	3	3	3	3	-	-	3	3	3	3	1	3	3	3	-	
	Smart Living Lighting Switch 智能家居照明開關掣		-	1	-	-	-	-	-	-	-	-	-	-	-	-	-	-	-	-	-	-	-	-	
	Smart Living Curtain Control Switch 智能家居電簾控制掣		3	3	3	3	2	3	3	3	3	3	3	-	-	3	3	3	3	1	3	3	3	-	
	Smart Living Curtain Interfacing Point 智能家居電簾交接點		2	1	2	1	2	1	2	1	2	1	2	1	-	-	1	2	1	2	2	2	1	2	-
	Telephone Outlet 電話插座		1	1	1	1	1	1	1	1	1	1	1	-	-	1	1	1	1	-	1	1	1	-	
	Lighting Switch with Neon 燈掣連指示燈		1	-	1	-	1	-	1	-	1	-	-	-	-	-	-	-	-	-	-	-	-	-	
	Lighting Point 燈位		5	4	5	4	8	4	5	4	5	4	5	4	-	-	4	4	4	4	11	4	4	4	-
	Glassbreak Detector 玻璃破碎感應器		1	1	-	-	-	-	-	-	-	-	-	-	-	1	1	-	-	-	-	-	-	-	
	TV&FM Outlet 電視及電台插座		1	1	1	1	1	1	1	1	1	1	1	-	-	1	1	1	1	1	1	1	1	-	
	Data Outlet 數據插座		1	1	1	1	1	1	1	1	1	1	1	-	-	1	1	1	1	1	1	1	1	-	
Magnetic Window Contact 窗磁感應器		2	2	-	-	-	-	-	-	-	-	-	-	-	2	2	-	-	-	-	-	-	-		

Notes:

- 4/F, 13/F, 14/F and 24/F are omitted.
- "1, 2," denotes the quantity of such provision(s) provided in the residential unit.
- The symbol "-" as shown in the above table denotes "Not provided" or "Not applicable".

備註:

- 不設4樓、13樓、14樓及24樓。
- "1, 2,"表示提供於該住宅單位內的裝置數量。
- 上表所顯示之「-」符號代表「不提供」或「不適用」。

23 FITTINGS, FINISHES AND APPLIANCES

裝置、裝修物料及設備

Location 位置	Exposed Type Provision 外露型裝置	Non-exposed Type Provision 非外露型裝置	Tower 5 第5座											Tower 6 第6座									
			1/F 1樓	2/F-3/F, 5/F-12/F, 15/F-23/F 2樓至3樓, 5樓至12樓, 15樓至23樓				25/F 25樓	26/F 26樓	27/F 27樓	28/F (Simplex) 28樓 (單層)	29/F & 30/F (Duplex) 29樓及30樓 (複式)		1/F 1樓	2/F-3/F, 5/F-12/F, 15-16/F 2樓至3樓, 5樓至12樓, 15樓至16樓				17/F 17樓	18/F-23/F, 25/F-29/F 18樓至23樓, 25樓至29樓		30/F (Simplex) 30樓 (單層)	
			Unit 單位											Unit 單位									
A	B	A	B	A	B	A	B	A	B	A	B	A	A	A	B	A	B	A	B	A	B	A	
Master Bedroom 主睡房		Pressure Sensor Control Panel 壓力感應器面板	1	-	-	-	-	-	-	-	-	-	-	-	1	1	-	-	-	-	-	-	-
		Data Outlet with WIFI Access Point 數據插座及無線網絡存取點	1	-	1	-	1	-	1	-	1	-	-	-	1	1	1	1	-	1	1	1	-
		Air-Conditioner Control Switch 空調機控制器	-	-	-	-	-	-	-	-	-	-	-	-	-	-	-	-	-	-	-	-	-
		Air Purifier Control Switch 空氣清新機控制器	1	1	1	1	-	1	1	1	1	1	-	-	1	1	1	1	-	1	1	1	-
Bedroom 1 睡房 1		Switched Fuse Spur Unit for Variable Refrigerant Flow System (Indoor Unit) 變冷媒流量系統有掣接線位(室內機)	1	1	1	1	1	1	1	1	1	-	-	-	1	-	1	1	1	1	-	1	-
		Switch for Thermo Ventilator with Neon 浴室寶開關掣連指示燈	1	1	1	1	1	1	1	1	1	-	-	1	1	1	1	1	1	1	1	1	-
		Switched Twin Socket Outlet 雙位有掣電插座	2	2	2	2	2	2	2	2	2	-	-	2	2	2	2	2	2	2	2	2	-
		Switched Twin Socket with USB Outlet 雙位有掣電插座連USB插座	2	2	2	2	2	2	2	2	2	-	-	2	2	2	2	2	2	2	2	2	-
		Smart Living Dimmer Switch 智能家居調光掣	3	3	3	3	1	3	3	3	3	3	-	-	3	3	3	3	1	3	3	3	-
		Smart Living Lighting Switch 智能家居照明開關掣	-	-	-	-	-	-	-	-	-	-	-	-	1	1	-	-	-	-	-	-	-
		Smart Living Curtain Control Switch 智能家居電簾控制掣	3	3	3	3	1	3	3	3	3	3	-	-	3	3	3	3	-	3	3	3	-
		Smart Living Curtain Interfacing Point 智能家居電簾交接點	1	1	1	1	1	1	1	1	1	1	-	-	1	1	1	1	1	1	1	1	-
		Telephone Outlet 電話插座	1	1	1	1	1	1	1	1	1	-	-	1	1	1	1	-	1	1	1	1	-
		Lighting Switch with Neon 燈掣連指示燈	1	1	1	1	1	1	1	1	1	-	-	1	1	1	1	1	1	1	1	1	-
		Lighting Point 燈位	2	2	2	2	5	2	2	2	2	2	-	-	2	2	2	2	5	2	2	2	-
	Lighting Switch 燈掣	-	-	-	-	-	-	-	-	-	-	1	-	-	-	-	-	-	-	-	-	-	

Notes:

- 4/F, 13/F, 14/F and 24/F are omitted.
- "1, 2," denotes the quantity of such provision(s) provided in the residential unit.
- The symbol "-" as shown in the above table denotes "Not provided" or "Not applicable".

備註:

- 不設4樓、13樓、14樓及24樓。
- "1, 2,"表示提供於該住宅單位內的裝置數量。
- 上表所顯示之「-」符號代表「不提供」或「不適用」。

23 FITTINGS, FINISHES AND APPLIANCES

裝置、裝修物料及設備

Location 位置	Exposed Type Provision 外露型裝置	Non-exposed Type Provision 非外露型裝置	Tower 5 第5座											Tower 6 第6座									
			1/F 1樓	2/F-3/F, 5/F-12/F, 15/F-23/F 2樓至3樓, 5樓至12樓, 15樓至23樓		25/F 25樓	26/F 26樓	27/F 27樓	28/F (Simplex) 28樓 (單層)	29/F & 30/F (Duplex) 29樓及30樓 (複式)	1/F 1樓	2/F-3/F, 5/F-12/F, 15-16/F 2樓至3樓, 5樓至12樓, 15樓至16樓		17/F 17樓	18/F-23/F, 25/F-29/F 18樓至23樓, 25樓至29樓		30/F (Simplex) 30樓 (單層)						
			Unit 單位											Unit 單位									
			A	B	A	B	A	B	A	B	A	B	A	A	A	B	A	B	A	B	A	B	A
Bedroom 1 睡房 1	Switch for Ventilation Fan 抽氣扇開關掣		-	-	-	-	-	-	-	-	-	1	-	-	-	-	-	-	-	-	-		
	Glassbreak Detector 玻璃破碎感應器		1	1	-	-	-	-	-	-	-	-	-	1	1	-	-	-	-	-	-		
	TV&FM Outlet 電視及電台插座		1	1	1	1	1	1	1	1	1	-	-	1	1	1	1	1	1	1	1		
	Data Outlet 數據插座		1	1	1	1	1	1	1	1	1	-	-	1	1	1	1	1	1	1	1		
		Data Outlet with WIFI Access Point 數據插座及無線網絡存取點		-	1	-	1	-	1	-	1	-	-	-	1	1	1	1	1	1	1		
	Magnetic Window Contact 窗磁感應器		2	2	-	-	-	-	-	-	-	-	-	-	2	2	-	-	-	-	-		
Air-Conditioner Control Switch 空調機控制器		-	-	-	-	-	-	-	-	-	-	-	-	-	-	-	-	-	-	-			
Bedroom 2 睡房 2		Switched Fuse Spur Unit for Variable Refrigerant Flow System (Indoor Unit) 變冷媒流量系統有掣接線位(室內機)	1	1	1	1	1	1	1	1	1	-	-	1	1	1	1	1	1	1	-		
	Switched Twin Socket Outlet 雙位有掣電插座		2	2	2	2	2	2	2	2	2	-	-	2	2	2	2	1	2	2	2		
	Switched Twin Socket with USB Outlet 雙位有掣電插座連USB 插座		2	2	2	2	2	2	2	2	2	-	-	1	1	1	1	1	1	1	1		
	Smart Living Dimmer Switch 智能家居調光掣		3	3	3	3	1	3	3	3	3	-	-	2	2	2	2	1	2	2	2		
	Smart Living Curtain Control Switch 智能家居電簾控制掣		3	3	3	3	1	3	3	3	3	-	-	2	2	2	2	-	2	2	2		
	Switch for Ventilation Fan with Neon 抽氣扇開關掣連指示燈		-	-	-	-	-	-	-	-	-	-	-	-	-	-	-	-	-	-	1		
	Smart Living Lighting Switch 智能家居照明開關掣		1	-	-	-	-	-	-	-	-	-	-	-	-	-	-	-	-	-	-		
	Smart Living Curtain Interfacing Point 智能家居電簾交接點		1	1	1	1	1	1	1	1	1	-	-	1	1	1	1	1	1	1	1		
Telephone Outlet 電話插座		1	1	1	1	1	1	1	1	1	-	-	1	1	1	1	-	1	1	1			

Notes:

- 4/F, 13/F, 14/F and 24/F are omitted.
- "1, 2," denotes the quantity of such provision(s) provided in the residential unit.
- The symbol "-" as shown in the above table denotes "Not provided" or "Not applicable".

備註:

- 不設4樓、13樓、14樓及24樓。
- "1, 2,"表示提供於該住宅單位內的裝置數量。
- 上表所顯示之「-」符號代表「不提供」或「不適用」。

23 FITTINGS, FINISHES AND APPLIANCES

裝置、裝修物料及設備

Location 位置	Exposed Type Provision 外露型裝置	Non-exposed Type Provision 非外露型裝置	Tower 5 第5座										Tower 6 第6座										
			1/F 1樓	2/F-3/F, 5/F-12/F, 15/F-23/F 2樓至3樓, 5樓至12樓, 15樓至23樓				25/F 25樓	26/F 26樓	27/F 27樓	28/F (Simplex) 28樓 (單層)	29/F & 30/F (Duplex) 29樓及30樓 (複式)	1/F 1樓	2/F-3/F, 5/F-12/F, 15-16/F 2樓至3樓, 5樓至12樓, 15樓至16樓				17/F 17樓	18/F-23/F, 25/F-29/F 18樓至23樓, 25樓至29樓		30/F (Simplex) 30樓 (單層)		
			Unit 單位					Unit 單位					Unit 單位					Unit 單位					
A	B	A	B	A	B	A	B	A	B	A	A	A	A	B	A	B	A	B	A	B	A	A	
Bedroom 2 睡房 2	Lighting Switch with Neon 燈掣連指示燈		1	-	1	-	1	-	1	-	1	-	-	-	-	-	-	-	-	-	-	-	
	Lighting Point 燈位		2	2	2	2	5	2	2	2	1	2	-	-	1	1	1	1	4	1	1	1	-
	Lighting Switch 燈掣		-	-	-	-	-	-	-	-	-	-	-	-	-	-	-	-	-	-	-	-	1
	Glassbreak Detector 玻璃破碎感應器		1	1	-	-	-	-	-	-	-	-	-	-	1	1	-	-	-	-	-	-	-
	Switched Single Socket Outlet 單位有掣電插座		-	-	-	-	-	-	-	-	-	-	-	-	-	-	-	1	-	-	-	-	-
	TV&FM Outlet 電視及電台插座		1	1	1	1	1	1	1	1	1	1	-	-	1	1	1	1	1	1	1	1	-
	Data Outlet 數據插座		1	1	1	1	1	1	1	1	1	1	-	-	1	1	1	1	1	1	1	1	-
		Data Outlet with WIFI Access Point 數據插座及無線網絡存取點		1	-	1	-	1	-	1	-	1	-	-	-	-	-	-	-	-	-	-	-
	Magnetic Window Contact 窗磁感應器		2	1	-	-	-	-	-	-	-	-	-	-	1	1	-	-	-	-	-	-	2
	Air-Conditioner Control Switch 空調機控制器		-	-	-	-	-	-	-	-	-	-	-	-	-	-	-	-	-	-	-	-	-
Bedroom 3 睡房 3		Switched Fuse Spur Unit for Variable Refrigerant Flow System (Indoor Unit) 變冷媒流量系統有掣接線位(室內機)	-	1	-	1	-	1	-	1	-	1	-	-	-	1	1	1	1	-	1	1	-
	Switch for Thermo Ventilator with Neon 浴室寶開關掣連指示燈		1	-	1	-	1	-	1	-	1	-	-	-	-	-	-	-	-	-	-	-	-
	Switched Twin Socket Outlet 雙位有掣電插座		2	2	2	2	3	2	2	2	2	2	-	-	2	2	2	2	-	2	2	2	-
	Switched Twin Socket with USB Outlet 雙位有掣電插座連USB 插座		2	2	2	2	1	2	2	2	2	2	-	-	1	1	1	1	-	1	1	1	-
	Magnetic Door Contact 門磁感應器		-	-	-	-	-	-	-	-	-	-	-	-	-	-	-	-	-	-	-	-	-
Smart Living Dimmer Switch 智能家居調光掣		3	3	3	3	1	3	3	3	3	3	-	-	2	2	2	2	-	2	2	2	-	

Notes:

- 4/F, 13/F, 14/F and 24/F are omitted.
- "1, 2," denotes the quantity of such provision(s) provided in the residential unit.
- The symbol "-" as shown in the above table denotes "Not provided" or "Not applicable".

備註:

- 不設4樓、13樓、14樓及24樓。
- "1, 2,"表示提供於該住宅單位內的裝置數量。
- 上表所顯示之「-」符號代表「不提供」或「不適用」。

23 FITTINGS, FINISHES AND APPLIANCES

裝置、裝修物料及設備

Location 位置	Exposed Type Provision 外露型裝置	Non-exposed Type Provision 非外露型裝置	Tower 5 第5座											Tower 6 第6座										
			1/F 1樓	2/F-3/F, 5/F-12/F, 15/F-23/F 2樓至3樓, 5樓至12樓, 15樓至23樓		25/F 25樓	26/F 26樓	27/F 27樓	28/F (Simplex) 28樓 (單層)	29/F & 30/F (Duplex) 29樓及30樓 (複式)	1/F 1樓	2/F-3/F, 5/F-12/F, 15-16/F 2樓至3樓, 5樓至12樓, 15樓至16樓		17/F 17樓	18/F-23/F, 25/F-29/F 18樓至23樓, 25樓至29樓		30/F (Simplex) 30樓 (單層)							
			Unit 單位											Unit 單位										
A	B	A	B	A	B	A	B	A	B	A	B	A	A	A	B	A	B	A	B	A	B	A		
Bedroom 3 睡房 3	Smart Living Curtain Control Switch 智能家居電簾控制掣		3	3	3	3	1	3	3	3	3	3	3	-	-	2	2	2	2	-	2	2	2	-
	Smart Living Curtain Interfacing Point 智能家居電簾交接點		1	1	1	1	1	1	1	1	1	1	1	-	-	1	1	1	1	-	1	1	1	-
	Telephone Outlet 電話插座		1	1	1	1	-	1	1	1	1	1	1	-	-	1	1	1	1	-	1	1	1	-
	Lighting Switch with Neon 燈掣連指示燈		1	-	1	-	2	-	1	-	1	-	-	-	-	-	-	-	-	-	-	-	-	-
	Lighting Point 燈位		2	2	2	2	5	2	2	2	2	2	2	-	-	1	1	1	1	-	1	1	1	-
		Receiver for Smart Living System 智能家居系統接收器		3	-	3	-	3	-	3	-	3	-	-	-	-	-	-	-	-	-	-	-	-
	Glassbreak Detector 玻璃破碎感應器		1	1	-	-	-	-	-	-	-	-	-	-	-	1	1	-	-	-	-	-	-	-
	TV&FM Outlet 電視及電台插座		1	1	1	1	1	1	1	1	1	1	1	-	-	1	1	1	1	-	1	1	1	-
	Data Outlet 數據插座		1	1	1	1	1	1	1	1	1	1	1	-	-	1	1	1	1	-	1	1	1	-
	Magnetic Window Contact 窗磁感應器		2	1	-	-	-	-	-	-	-	-	-	-	-	1	1	-	-	-	-	-	-	-
	Data Outlet with WIFI Access Point 數據插座及無線網絡存取點		1	-	1	-	1	-	1	-	1	-	-	-	-	-	-	-	-	-	-	-	-	
	Air-Conditioner Control Switch 空調機控制器		-	-	-	-	-	-	-	-	-	-	-	-	-	-	-	-	-	-	-	-	-	
Bedroom 4 睡房 4	TV&FM Outlet 電視及電台插座		-	-	-	-	-	-	-	-	-	-	-	-	-	-	-	-	-	-	-	-	-	
	Data Outlet 數據插座		-	-	-	-	-	-	-	-	-	-	-	-	-	-	-	-	-	-	-	-	-	
		Data Outlet with WIFI Access Point 數據插座及無線網絡存取點		-	-	-	-	-	-	-	-	-	-	-	-	-	-	-	-	-	-	-	-	
	Air-Conditioner Control Switch 空調機控制器		-	-	-	-	-	-	-	-	-	-	-	-	-	-	-	-	-	-	-	-	-	
Study Room 書房	TV&FM Outlet 電視及電台插座		-	-	-	-	-	-	-	-	-	-	-	-	-	-	-	-	-	-	-	-	-	
	Data Outlet 數據插座		-	-	-	-	-	-	-	-	-	-	-	-	-	-	-	-	-	-	-	-	-	
	Air-Conditioner Control Switch 空調機控制器		-	-	-	-	-	-	-	-	-	-	-	-	-	-	-	-	-	-	-	-	-	

Notes:

- 4/F, 13/F, 14/F and 24/F are omitted.
- "1, 2," denotes the quantity of such provision(s) provided in the residential unit.
- The symbol "-" as shown in the above table denotes "Not provided" or "Not applicable".

備註:

- 不設4樓、13樓、14樓及24樓。
- "1, 2,"表示提供於該住宅單位內的裝置數量。
- 上表所顯示之「-」符號代表「不提供」或「不適用」。

23 FITTINGS, FINISHES AND APPLIANCES

裝置、裝修物料及設備

Location 位置	Exposed Type Provision 外露型裝置	Non-exposed Type Provision 非外露型裝置	Tower 5 第5座											Tower 6 第6座										
			1/F 1樓	2/F-3/F, 5/F-12/F, 15/F-23/F 2樓至3樓, 5樓至12樓, 15樓至23樓		25/F 25樓	26/F 26樓	27/F 27樓	28/F (Simplex) 28樓 (單層)	29/F & 30/F (Duplex) 29樓及30樓 (複式)	1/F 1樓	2/F-3/F, 5/F-12/F, 15-16/F 2樓至3樓, 5樓至12樓, 15樓至16樓		17/F 17樓	18/F-23/F, 25/F-29/F 18樓至23樓, 25樓至29樓		30/F (Simplex) 30樓 (單層)							
			Unit 單位											Unit 單位										
			A	B	A	B	A	B	A	B	A	B	A	A	A	B	A	B	A	B	A	B	A	
Family Room 家庭廳	Data Outlet 數據插座		-	-	-	-	-	-	-	-	-	-	-	-	-	-	-	-	-	-	-			
		Data Outlet with WIFI Access Point 數據插座及無線網絡存取點	-	-	-	-	-	-	-	-	-	-	-	-	-	-	-	-	-	-	-			
	Air-Conditioner Control Switch 空調機控制器		-	-	-	-	-	-	-	-	-	-	-	-	-	-	-	-	-	-	-			
Master Bathroom 主浴室		Switched Fuse Spur Unit for Variable Refrigerant Flow System (Indoor Unit) 變冷媒流量系統有掣接線位(室內機)	1	1	1	1	1	1	1	1	1	-	-	1	1	1	1	1	1	1	1	-		
		Switched Fuse Spur Unit for Ventilation Fan 抽氣扇有掣接線位	1	-	1	-	1	-	1	-	1	-	-	-	-	1	-	1	-	1	-	1	-	
		Switched Fuse Spur Unit for Floor Heater 地暖系統有掣接線位	1	1	1	1	1	1	1	1	1	-	-	1	1	1	1	1	1	1	1	1	-	
		Switched Fuse Spur Unit for Mist-Free Mirror 防霧鏡有掣接線位	1	1	1	1	1	1	1	1	1	-	-	1	1	1	1	1	1	1	1	1	-	
		Switched Fuse Spur Unit for Bluetooth Speaker 藍牙喇叭有掣接線位	1	1	1	1	1	1	1	1	1	-	-	1	1	1	1	1	1	1	1	1	-	
		Switched Fuse Spur Unit for Motorized Venetian Blind 電動百葉簾有掣接線位	1	1	1	1	1	1	1	1	1	-	-	1	2	1	2	1	2	1	2	1	2	-
		Twin Socket Outlet 雙位電插座	2	2	2	2	2	2	2	2	2	-	-	2	2	2	2	2	2	2	2	2	-	
		USB Socket Outlet USB 插座	1	1	1	1	1	1	1	1	1	-	-	1	1	1	1	1	1	1	1	1	-	
		Shaver Socket Outlet 電鬚刨插座	1	1	1	1	1	1	1	1	1	-	-	1	1	1	1	1	1	1	1	1	-	
		Switched Fuse Spur Unit for Gas Water Heater 煤氣熱水爐有掣接線位	1	1	1	1	1	1	1	1	1	-	-	1	1	1	1	1	1	1	1	1	-	
		Switched Fuse Spur Unit for Lighting Fitting 燈具有掣接線位	2	2	2	2	2	2	2	2	2	-	-	2	2	2	2	2	2	2	2	2	-	
	Lighting Point 燈位	9	8	9	8	9	8	9	8	9	8	-	-	8	8	8	8	8	8	8	8	-		
	Bluetooth Amplifier System with Keypad 藍牙喇叭系統及控制鍵盤	1	1	1	1	1	1	1	1	1	-	-	1	1	1	1	1	1	1	1	1	-		

Notes:

- 4/F, 13/F, 14/F and 24/F are omitted.
- "1, 2," denotes the quantity of such provision(s) provided in the residential unit.
- The symbol "-" as shown in the above table denotes "Not provided" or "Not applicable".

備註:

- 不設4樓、13樓、14樓及24樓。
- "1, 2,"表示提供於該住宅單位內的裝置數量。
- 上表所顯示之「-」符號代表「不提供」或「不適用」。

23 FITTINGS, FINISHES AND APPLIANCES

裝置、裝修物料及設備

Location 位置	Exposed Type Provision 外露型裝置	Non-exposed Type Provision 非外露型裝置	Tower 5 第5座											Tower 6 第6座									
			1/F 1樓	2/F-3/F, 5/F-12/F, 15/F-23/F 2樓至3樓, 5樓至12樓, 15樓至23樓		25/F 25樓	26/F 26樓	27/F 27樓	28/F (Simplex) 28樓 (單層)	29/F & 30/F (Duplex) 29樓及30樓 (複式)	1/F 1樓	2/F-3/F, 5/F-12/F, 15-16/F 2樓至3樓, 5樓至12樓, 15樓至16樓		17/F 17樓	18/F-23/F, 25/F-29/F 18樓至23樓, 25樓至29樓		30/F (Simplex) 30樓 (單層)						
			Unit 單位					Unit 單位					Unit 單位					Unit 單位					
A	B	A	B	A	B	A	B	A	B	A	A	A	A	B	A	B	A	B	A	B	A	A	
Master Bathroom 主浴室	Magnetic Window Contact 窗磁感應器		2	1	-	-	-	-	-	-	-	-	-	1	3	-	-	-	-	-	-	-	
	Glassbreak Detector 玻璃破碎感應器		1	1	-	-	-	-	-	-	-	-	-	1	1	-	-	-	-	-	-	-	
	Gas Water Heater Remote Controller 煤氣熱水爐遙控面板		1	1	1	1	1	1	1	1	1	-	-	1	1	1	1	1	1	1	1	-	
	Floor Heater Controller 地暖系統控制器		1	1	1	1	1	1	1	1	1	-	-	1	1	1	1	-	1	1	1	-	
Bathroom 1 浴室 1		Double Pole Isolator Switch for Thermo Ventilator 浴室寶雙極隔離開關	1	1	1	1	1	1	1	1	1	-	-	1	1	1	1	1	1	1	1	-	
		Switched Fuse Spur Unit for Ventilation Fan 抽氣扇有掣接線位	1	1	1	1	1	1	1	1	1	1	-	1	1	1	1	1	1	1	1	-	
		Switched Fuse Spur Unit for Variable Refrigerant Flow System (Indoor Unit) 變冷媒流量系統有掣接線位(室內機)	-	-	-	-	-	-	-	-	-	-	-	1	-	1	-	-	-	1	-	-	
		Switched Fuse Spur Unit for Mist-Free Mirror 防霧鏡有掣接線位	1	1	1	1	1	1	1	1	1	-	-	1	1	1	1	1	1	1	1	-	
		USB Socket Outlet USB 插座	1	1	1	1	1	1	1	1	1	-	-	1	1	1	1	1	1	1	1	-	
		Twin Socket Outlet 雙位電插座	1	1	1	1	1	1	1	1	1	-	-	1	1	1	1	1	1	1	1	-	
		Switched Fuse Spur Unit for Lighting Fitting 燈具有掣接線位	2	2	2	2	2	2	2	2	2	-	-	2	2	2	2	2	2	2	2	-	
		Lighting Point 燈位	5	5	5	5	5	5	5	5	5	1	-	5	5	5	5	5	5	5	5	-	
		Glassbreak Detector 玻璃破碎感應器	-	-	-	-	-	-	-	-	-	-	-	1	1	-	-	-	-	-	-	-	
		Window Contact 窗磁感應器	-	-	-	-	-	-	-	-	-	-	-	1	1	-	-	-	-	-	-	1	
		Gas Water Heater Remote Controller 煤氣熱水爐遙控面板	1	1	1	1	1	1	1	1	1	-	-	1	1	1	1	1	1	1	1	-	
	Bluetooth Amplifier System with Keypad 藍牙喇叭系統及 控制鍵盤	-	-	-	-	-	-	-	-	-	-	-	-	-	-	-	-	-	-	-	-		

Notes:

- 4/F, 13/F, 14/F and 24/F are omitted.
- "1, 2," denotes the quantity of such provision(s) provided in the residential unit.
- The symbol "-" as shown in the above table denotes "Not provided" or "Not applicable".

備註:

- 不設4樓、13樓、14樓及24樓。
- "1, 2,"表示提供於該住宅單位內的裝置數量。
- 上表所顯示之「-」符號代表「不提供」或「不適用」。

23 FITTINGS, FINISHES AND APPLIANCES

裝置、裝修物料及設備

Location 位置	Exposed Type Provision 外露型裝置	Non-exposed Type Provision 非外露型裝置	Tower 5 第5座										Tower 6 第6座										
			1/F 1樓	2/F-3/F, 5/F-12/F, 15/F-23/F 2樓至3樓, 5樓至12樓, 15樓至23樓				25/F 25樓	26/F 26樓	27/F 27樓	28/F (Simplex) 28樓 (單層)	29/F & 30/F (Duplex) 29樓及30樓 (複式)	1/F 1樓	2/F-3/F, 5/F-12/F, 15-16/F 2樓至3樓, 5樓至12樓, 15樓至16樓				17/F 17樓	18/F-23/F, 25/F-29/F 18樓至23樓, 25樓至29樓				30/F (Simplex) 30樓 (單層)
			Unit 單位					Unit 單位					Unit 單位					Unit 單位					
A	B	A	B	A	B	A	B	A	B	A	A	A	A	B	A	B	A	B	A	B	A	A	
Bathroom 2 浴室 2	Double Pole Isolator Switch for Thermo Ventilator 浴室寶雙極隔離開關		1	1	1	1	1	1	1	1	1	1	1	1	1	1	1	1	1	1	1	1	1
	Switched Fuse Spur Unit for Ventilation Fan 抽氣扇有掣接線位		1	1	1	1	1	1	1	1	1	1	1	1	1	1	1	1	1	1	1	1	1
	Switched Fuse Spur Unit for Motorized Venetian Blind 電動百葉簾有掣接線位		-	1	-	1	-	1	-	1	-	1	-	1	-	1	-	1	-	1	-	1	-
	Switched Fuse Spur Unit for Mist-Free Mirror 防霧鏡有掣接線位		1	1	1	1	1	1	1	1	1	1	1	1	1	1	1	1	1	1	1	1	1
	USB Socket Outlet USB 插座		1	1	1	1	1	1	1	1	1	1	1	1	1	1	1	1	1	1	1	1	1
	Twin Socket Outlet 雙位電插座		1	1	1	1	1	1	1	1	1	1	1	1	1	1	1	1	1	1	1	1	1
	Switched Fuse Spur Unit for Lighting Fitting 燈具有掣接線位		2	1	2	1	2	1	2	1	2	1	2	1	2	1	2	1	2	1	2	1	2
	Lighting Point 燈位		5	5	5	5	5	5	5	5	5	5	5	5	5	5	5	5	5	5	5	5	5
	Glassbreak Detector 玻璃破碎感應器		1	-	-	-	-	-	-	-	-	-	-	-	-	-	-	-	-	-	-	-	-
	Magnetic Window Contact 窗磁感應器		1	-	-	-	-	-	-	-	-	-	-	-	-	-	-	-	-	-	-	-	-
Gas Water Heater Remote Controller 煤氣熱水爐遙控面板		1	1	1	1	1	1	1	1	1	1	1	1	1	1	1	1	1	1	1	1	1	
Bathroom 3 浴室 3	Double Pole Isolator Switch for Thermo Ventilator 浴室寶雙極隔離開關		1	-	1	-	1	-	1	-	1	-	1	-	1	-	1	-	1	-	1	-	
	Switched Fuse Spur Unit for Variable Refrigerant Flow System (Indoor Unit) 變冷媒流量系統有掣接線位(室內機)		1	-	1	-	1	-	1	-	1	-	1	-	1	-	1	-	1	-	1	-	
	Switched Fuse Spur Unit for Ventilation Fan 抽氣扇有掣接線位		1	-	1	-	1	-	1	-	1	-	1	-	1	-	1	-	1	-	1	-	
	Switched Fuse Spur Unit for Mist-Free Mirror 防霧鏡有掣接線位		1	-	1	-	1	-	1	-	1	-	1	-	1	-	1	-	1	-	1	-	
	USB Socket Outlet USB 插座		1	-	1	-	1	-	1	-	1	-	1	-	1	-	1	-	1	-	1	-	
	Twin Socket Outlet 雙位電插座		1	-	1	-	1	-	1	-	1	-	1	-	1	-	1	-	1	-	1	-	

Notes:

- 4/F, 13/F, 14/F and 24/F are omitted.
- "1, 2," denotes the quantity of such provision(s) provided in the residential unit.
- The symbol "-" as shown in the above table denotes "Not provided" or "Not applicable".

備註:

- 不設4樓、13樓、14樓及24樓。
- "1, 2,"表示提供於該住宅單位內的裝置數量。
- 上表所顯示之「-」符號代表「不提供」或「不適用」。

23 FITTINGS, FINISHES AND APPLIANCES

裝置、裝修物料及設備

Location 位置	Exposed Type Provision 外露型裝置	Non-exposed Type Provision 非外露型裝置	Tower 5 第5座											Tower 6 第6座										
			1/F 1樓	2/F-3/F, 5/F-12/F, 15/F-23/F 2樓至3樓, 5樓至12樓, 15樓至23樓				25/F 25樓	26/F 26樓	27/F 27樓	28/F (Simplex) 28樓 (單層)	29/F & 30/F (Duplex) 29樓及30樓 (複式)		1/F 1樓	2/F-3/F, 5/F-12/F, 15-16/F 2樓至3樓, 5樓至12樓, 15樓至16樓				17/F 17樓	18/F-23/F, 25/F-29/F 18樓至23樓, 25樓至29樓		30/F (Simplex) 30樓 (單層)		
			Unit 單位											Unit 單位										
			A	B	A	B	A	B	A	B	A	B	A	A	A	B	A	B	A	B	A	B	A	A
Bathroom 3 浴室 3		Switched Fuse Spur Unit for Lighting Fitting 燈具有掣接線位	2	-	2	-	2	-	2	-	2	-	-	-	-	-	-	-	-	-	-	-		
	Lighting Point 燈位		5	-	5	-	5	-	5	-	5	-	-	-	-	-	-	-	-	-	-	-		
	Magnetic Window Contact 窗磁感應器		-	-	-	-	-	-	-	-	-	-	-	-	-	-	-	-	-	-	-	-		
	Gas Water Heater Remote Controller 煤氣熱水爐遙控面板		1	-	1	-	1	-	1	-	1	-	-	-	-	-	-	-	-	-	-	-		
Lavatory 廁所		Switched Fuse Spur Unit for Ventilation Fan 抽氣扇有掣接線位	1	1	1	1	1	1	1	1	1	1	-	-	1	1	1	1	1	1	1	-		
	Lighting Point 燈位		1	1	1	1	1	1	1	1	1	1	-	-	1	1	1	1	1	1	1	-		
Lavatory 1 廁所 1	Lighting Point 燈位		-	-	-	-	-	-	-	-	-	1	1	-	-	-	-	-	-	-	-	1		
	Switched Fuse Spur Unit for Ventilation Fan 抽氣扇有掣接線位		-	-	-	-	-	-	-	-	-	1	1	-	-	-	-	-	-	-	-	1		
Lavatory 2 廁所 2	Lighting Point 燈位		-	-	-	-	-	-	-	-	-	1	1	-	-	-	-	-	-	-	-	1		
	Switched Fuse Spur Unit for Ventilation Fan 抽氣扇有掣接線位		-	-	-	-	-	-	-	-	-	1	1	-	-	-	-	-	-	-	-	1		
Lavatory 3 廁所 3	Lighting Point 燈位		-	-	-	-	-	-	-	-	-	1	1	-	-	-	-	-	-	-	-	-		
	Switched Fuse Spur Unit for Ventilation Fan 抽氣扇有掣接線位		-	-	-	-	-	-	-	-	-	1	1	-	-	-	-	-	-	-	-	-		
Kitchen 廚房	Switched Twin Socket Outlet 雙位有掣電插座		2	1	2	1	2	1	2	1	2	1	-	-	1	1	1	1	1	1	1	-		
		Switched Twin Socket Outlet 雙位有掣電插座	1	-	1	-	1	-	1	-	1	-	-	-	-	-	-	-	-	-	-	-		
	Switched Twin Socket with USB Outlet 雙位有掣電插座連USB插座		1	1	1	1	1	1	1	1	1	1	-	-	1	1	1	1	1	1	1	-		
		Switched Single Socket Outlet 單位有掣電插座	9	8	9	8	9	8	9	8	9	8	-	-	8	8	8	8	8	8	8	-		

Notes:

- 4/F, 13/F, 14/F and 24/F are omitted.
- "1, 2," denotes the quantity of such provision(s) provided in the residential unit.
- The symbol "-" as shown in the above table denotes "Not provided" or "Not applicable".

備註:

- 不設4樓、13樓、14樓及24樓。
- "1, 2,"表示提供於該住宅單位內的裝置數量。
- 上表所顯示之「-」符號代表「不提供」或「不適用」。

23 FITTINGS, FINISHES AND APPLIANCES

裝置、裝修物料及設備

Location 位置	Exposed Type Provision 外露型裝置	Non-exposed Type Provision 非外露型裝置	Tower 5 第5座											Tower 6 第6座									
			1/F 1樓	2/F-3/F, 5/F-12/F, 15/F-23/F 2樓至3樓, 5樓至12樓, 15樓至23樓		25/F 25樓	26/F 26樓	27/F 27樓	28/F (Simplex) 28樓 (單層)	29/F & 30/F (Duplex) 29樓及30樓 (複式)	1/F 1樓	2/F-3/F, 5/F-12/F, 15-16/F 2樓至3樓, 5樓至12樓, 15樓至16樓		17/F 17樓	18/F-23/F, 25/F-29/F 18樓至23樓, 25樓至29樓		30/F (Simplex) 30樓 (單層)						
			Unit 單位											Unit 單位									
A	B	A	B	A	B	A	B	A	B	A	B	A	A	A	B	A	B	A	B	A	B	A	
Kitchen 廚房		Switched Fuse Spur Unit for Variable Refrigerant Flow System (Indoor Unit) 變冷媒流量系統有掣接線位(室內機)	1	1	1	1	1	1	1	1	1	1	-	-	1	1	1	1	1	1	1	1	-
		Switched Fuse Spur Unit for Lighting Fitting 燈具有掣接線位	1	1	1	1	1	1	1	1	1	1	-	-	1	1	1	1	1	1	1	1	-
		Double Pole Switch for Electric Oven with Neon 電焗爐雙極開關掣連指示燈	1	1	1	1	1	1	1	1	1	1	-	-	1	1	1	1	1	1	1	1	-
		Double Pole Switch for Induction Hob with Neon 電磁煮食爐雙極開關掣連指示燈	1	1	1	1	1	1	1	1	1	1	-	-	1	1	1	1	1	1	1	1	-
		Receiver for Smart Living System 智能家居系統接收器	-	-	-	-	-	-	-	-	-	-	-	-	1	1	1	1	1	1	1	1	-
		Lighting Point 燈位	5	6	5	6	5	6	5	6	5	6	-	-	6	6	6	6	6	6	6	6	-
		Data Outlet with WIFI Access Point 數據插座及無線網絡存取點	1	1	1	1	1	1	1	1	1	1	-	-	1	1	1	1	1	1	1	1	-
		Magnetic Window Contact 窗磁感應器	2	1	-	-	-	-	-	-	-	-	-	-	2	2	-	-	-	-	-	-	-
		Magnetic Door Contact 門磁感應器	-	-	-	-	-	-	-	-	-	-	-	-	-	-	-	-	-	-	-	-	-
	Glassbreak Detector 玻璃破碎感應器	1	1	-	-	-	-	-	-	-	-	-	-	1	1	-	-	-	-	-	-	-	
Utility Room 工作間		Lighting Point 燈位	1	1	1	1	1	1	1	1	1	-	-	1	1	1	1	1	1	1	1	1	-
		Lighting Switch 燈掣	3	3	3	3	3	3	3	3	3	-	-	3	3	3	3	3	3	3	3	3	1
		Switched Single Socket Outlet 單位有掣電插座	1	2	1	2	1	2	1	2	1	2	-	-	-	-	-	-	-	-	-	-	-
		Miniature Circuit Breakers Board 總電掣箱	1	1	1	1	1	1	1	1	1	1	-	-	1	1	1	1	1	1	1	1	-
		Switched Fuse Spur Unit for Air Conditioner Central Control Switch 空調機中央控制器有掣接線位	1	1	1	1	1	1	1	1	1	1	-	-	1	1	1	1	1	1	1	1	-

Notes:

- 4/F, 13/F, 14/F and 24/F are omitted.
- "1, 2," denotes the quantity of such provision(s) provided in the residential unit.
- The symbol "-" as shown in the above table denotes "Not provided" or "Not applicable".

備註:

- 不設4樓、13樓、14樓及24樓。
- "1, 2,"表示提供於該住宅單位內的裝置數量。
- 上表所顯示之「-」符號代表「不提供」或「不適用」。

23 FITTINGS, FINISHES AND APPLIANCES

裝置、裝修物料及設備

Location 位置	Exposed Type Provision 外露型裝置	Non-exposed Type Provision 非外露型裝置	Tower 5 第5座										Tower 6 第6座										
			1/F 1樓	2/F-3/F, 5/F-12/F, 15/F-23/F 2樓至3樓, 5樓至12樓, 15樓至23樓				25/F 25樓	26/F 26樓	27/F 27樓	28/F (Simplex) 28樓 (單層)	29/F & 30/F (Duplex) 29樓及30樓 (複式)	1/F 1樓	2/F-3/F, 5/F-12/F, 15-16/F 2樓至3樓, 5樓至12樓, 15樓至16樓				17/F 17樓	18/F-23/F, 25/F-29/F 18樓至23樓, 25樓至29樓		30/F (Simplex) 30樓 (單層)		
			Unit 單位					Unit 單位					Unit 單位					Unit 單位					
A	B	A	B	A	B	A	B	A	B	A	A	A	A	B	A	B	A	B	A	B	A	A	
		Switched Fuse Spur Unit for MODBUS Adapter MODBUS 轉接器有掣接線位	1	1	1	1	1	1	1	1	1	-	-	1	1	1	1	1	1	1	1	-	
		Switched Fuse Spur Unit for Variable Refrigerant Flow System (Indoor Unit) 變冷媒流量系統有掣接線位(室內機)	1	1	1	1	1	1	1	1	1	-	-	1	1	1	1	1	1	1	1	-	
		Switched Fuse Spur Unit for Home Network Panel 家庭網絡箱有掣接線位	1	1	1	1	-	1	1	1	1	1	-	-	-	-	-	-	-	-	-	-	
		Switched Fuse Spur Unit for Security Alarm Control Panel 保安警報控制板有掣接線位	1	1	1	1	-	1	1	1	1	1	-	-	-	-	-	-	-	-	-	-	
		Gas Water Heater Remote Controller 煤氣熱水爐遙控面板	2	2	2	2	2	2	2	2	2	-	-	2	2	2	2	2	2	2	2	-	
		Switched Fuse Spur Unit for Door Bell 門鈴有掣接線位	1	1	1	1	1	1	1	1	1	1	-	-	1	1	1	1	1	1	1	1	-
		Telephone Outlet 電話插座	-	-	-	-	-	-	-	-	-	-	-	-	-	-	-	-	-	-	-	-	
		Door Bell 門鈴	1	1	1	1	1	1	1	1	1	1	-	-	1	1	1	1	1	1	1	1	-
		Switch for Ventilation Fan 抽氣扇開關掣	1	1	1	1	1	1	1	1	1	1	-	-	1	1	1	1	1	1	1	1	1
		Pressure Sensor Control Panel 壓力感應器面板	1	1	-	-	-	-	-	-	-	-	-	-	1	1	-	-	-	-	-	-	-
		Home Network Control Panel 家庭網絡控制板	1	1	1	1	-	1	1	1	1	1	-	-	1	1	1	1	1	1	1	1	-
		Security Alarm Control Panel 保安警報控制板	1	1	1	1	-	1	1	1	1	1	-	-	1	1	1	1	1	1	1	1	-
		Master Touch Screen Security Keypad 保安系統主觸控面板	1	1	1	1	1	1	1	1	1	1	-	-	1	1	1	1	1	1	1	1	-
		CABD Control Panel 電視系統控制板	1	1	1	1	-	1	1	1	1	1	-	-	1	1	1	1	1	1	1	1	-
		Panic Alarm Button 緊急警報按鈕	1	1	1	1	1	1	1	1	1	1	-	-	1	1	1	1	1	1	1	1	-

Notes:

- 4/F, 13/F, 14/F and 24/F are omitted.
- "1, 2," denotes the quantity of such provision(s) provided in the residential unit.
- The symbol "-" as shown in the above table denotes "Not provided" or "Not applicable".

備註:

- 不設4樓、13樓、14樓及24樓。
- "1, 2,"表示提供於該住宅單位內的裝置數量。
- 上表所顯示之「-」符號代表「不提供」或「不適用」。

23 FITTINGS, FINISHES AND APPLIANCES

裝置、裝修物料及設備

Location 位置	Exposed Type Provision 外露型裝置	Non-exposed Type Provision 非外露型裝置	Tower 5 第5座										Tower 6 第6座									
			1/F 1樓	2/F-3/F, 5/F-12/F, 15/F-23/F 2樓至3樓, 5樓至12樓, 15樓至23樓				25/F 25樓	26/F 26樓	27/F 27樓	28/F (Simplex) 28樓 (單層)	29/F & 30/F (Duplex) 29樓及30樓 (複式)	1/F 1樓	2/F-3/F, 5/F-12/F, 15-16/F 2樓至3樓, 5樓至12樓, 15樓至16樓				17/F 17樓	18/F-23/F, 25/F-29/F 18樓至23樓, 25樓至29樓		30/F (Simplex) 30樓 (單層)	
			Unit 單位					Unit 單位					Unit 單位					Unit 單位				
A	B	A	B	A	B	A	B	A	B	A	A	A	A	B	A	B	A	B	A	B	A	A
Utility Room 工作間	Magnetic Door Contact 門磁感應器		1	1	1	1	1	1	1	1	1	1	1	1	-	-	-	-	-	-	-	-
	Air-Conditioner Central Control Switch 空調機中央控制器		1	1	1	1	1	1	1	1	1	1	1	1	-	-	1	1	1	1	-	1
Storeroom 1 儲物房 1	Lighting Point 燈位		1	1	1	1	1	1	1	1	1	1	1	-	-	1	1	1	1	1	1	1
	Lighting Switch 燈掣		1	1	1	1	1	1	1	1	1	1	1	-	-	1	1	1	1	1	1	1
	Switched Twin Socket Outlet 雙位有掣電插座		1	1	1	1	1	1	1	1	1	1	1	-	-	1	1	1	1	1	1	1
	Switched Fuse Spur Unit for Variable Refrigerant Flow System (Indoor Unit) 變冷媒流量系統有 掣接線位(室內機)		1	-	1	-	1	-	1	-	1	-	-	-	-	1	1	1	1	1	1	1
	Smart Living System Control Board 智能家居系統控制箱		2	-	2	-	2	-	2	-	2	-	-	-	2	2	2	2	2	2	2	2
	Pressure Sensor Control Panel 壓力感應器面板		-	-	-	-	-	-	-	-	-	-	-	-	-	-	-	-	-	-	-	-
	Magnetic Door Contact 門磁感應器		-	-	-	-	-	-	-	-	-	-	-	-	-	-	-	-	-	-	-	-
	Lighting Point 燈位		1	1	1	1	1	1	1	1	1	1	1	1	-	-	1	1	1	1	1	1
Storeroom 2 儲物房 2	Lighting Switch 燈掣		1	1	1	1	1	1	1	1	1	1	1	1	-	-	1	1	1	1	1	1
	Switched Twin Socket Outlet 雙位有掣電插座		1	1	1	1	1	1	1	1	1	1	1	-	-	1	1	1	1	1	1	1
	Switched Single Socket Outlet 單位有掣電插座		-	-	-	-	-	-	-	-	-	-	-	-	-	1	1	1	1	1	1	1
	Switched Fuse Spur Unit for Variable Refrigerant Flow System (Indoor Unit) 變冷媒流量系統有 掣接線位(室內機)		1	-	1	-	1	-	1	-	1	-	-	-	-	1	1	1	1	1	1	1
	Miniature Circuit Breakers Board 總電掣箱		-	-	-	-	-	-	-	-	-	-	1	2	-	-	-	-	-	-	-	-
	Home Network Control Panel 家庭網絡控制板		-	-	-	-	1	-	-	-	-	-	-	-	-	-	-	-	-	-	-	-
	Security Alarm Control Panel 保安警報控制板		-	-	-	-	1	-	-	-	-	-	-	-	-	-	-	-	-	-	-	-
	CABD Control Panel 電視系統控制板		-	-	-	-	1	-	-	-	-	-	-	-	-	-	-	-	-	-	-	-

Notes:

- 4/F, 13/F, 14/F and 24/F are omitted.
- "1, 2," denotes the quantity of such provision(s) provided in the residential unit.
- The symbol "-" as shown in the above table denotes "Not provided" or "Not applicable".

備註:

- 不設4樓、13樓、14樓及24樓。
- "1, 2,"表示提供於該住宅單位內的裝置數量。
- 上表所顯示之「-」符號代表「不提供」或「不適用」。

23 FITTINGS, FINISHES AND APPLIANCES

裝置、裝修物料及設備

Location 位置	Exposed Type Provision 外露型裝置	Non-exposed Type Provision 非外露型裝置	Tower 5 第5座											Tower 6 第6座									
			1/F 1樓	2/F-3/F, 5/F-12/F, 15/F-23/F 2樓至3樓, 5樓至12樓, 15樓至23樓		25/F 25樓	26/F 26樓	27/F 27樓	28/F (Simplex) 28樓 (單層)	29/F & 30/F (Duplex) 29樓及30樓 (複式)	1/F 1樓	2/F-3/F, 5/F-12/F, 15-16/F 2樓至3樓, 5樓至12樓, 15樓至16樓		17/F 17樓	18/F-23/F, 25/F-29/F 18樓至23樓, 25樓至29樓		30/F (Simplex) 30樓 (單層)						
			Unit 單位					Unit 單位					Unit 單位					Unit 單位					
A	B	A	B	A	B	A	B	A	B	A	A	A	A	B	A	B	A	B	A	B	A	A	
Storeroom 2 儲物房 2	Panic Alarm Button 緊急警報按鈕		-	-	-	-	-	-	-	-	-	-	-	-	-	-	-	-	-	-	-	-	
	Master Touch Screen Security Keypad 保安系統主觸控面板		-	-	-	-	-	-	-	-	-	-	-	-	-	-	-	-	-	-	-	-	
	Air-Conditioner Control Switch 空調機控制器		-	-	-	-	-	-	-	-	-	-	-	-	-	-	-	-	-	-	-	-	
	Air-Conditioner Central Control Switch 空調機中央控制器		-	-	-	-	-	-	-	-	-	-	-	-	-	-	-	-	-	-	-	-	
	Telephone Outlet 電話插座		-	-	-	-	1	-	-	-	-	-	-	-	1	1	1	1	1	1	1	1	-
	Switched Fuse Spur Unit for Home Network Panel 家庭網絡箱有掣接線位		-	-	-	-	1	-	-	-	-	-	-	-	1	1	1	1	1	1	1	1	-
	Switched Fuse Spur Unit for Security Alarm Control Panel 保安警報控制面板有掣接線位		-	-	-	-	1	-	-	-	-	-	-	-	1	1	1	1	1	1	1	1	-
	Glassbreak Detector 玻璃破碎感應器		-	-	-	-	-	-	-	-	-	-	-	-	1	1	-	-	-	-	-	-	-
	Magnetic Window Contact 窗磁感應器		-	-	-	-	-	-	-	-	-	-	-	-	1	1	-	-	-	-	-	-	-
	Switch for Ventilation Fan 抽氣扇開關掣		-	-	-	-	-	-	-	-	-	1	-	-	-	-	-	-	-	-	-	-	-
Molded Case Circuit Breakers Board 配電箱		-	-	-	-	-	-	-	-	-	-	1	-	-	-	-	-	-	-	-	-	-	
Storeroom 3 儲物房 3	Lighting Point 燈位		-	1	-	1	-	1	-	1	-	-	-	-	-	-	-	-	-	-	-	-	
	Lighting Switch 燈掣		-	1	-	1	-	1	-	1	-	-	-	-	-	-	-	-	-	-	-	-	
	Switched Twin Socket Outlet 雙位有掣電插座		-	1	-	1	-	1	-	1	-	-	-	-	-	-	-	-	-	-	-	-	
	Miniature Circuit Breakers Board 總電掣箱		-	-	-	-	-	-	-	-	-	-	-	-	-	-	-	-	-	-	-	1	
	Switched Fuse Spur Unit for Variable Refrigerant Flow System (Indoor Unit) 變冷媒流量系統有掣接線位(室內機)		-	1	-	1	-	1	-	1	-	-	-	-	-	-	-	-	-	-	-	-	-

Notes:

- 4/F, 13/F, 14/F and 24/F are omitted.
- "1, 2," denotes the quantity of such provision(s) provided in the residential unit.
- The symbol "-" as shown in the above table denotes "Not provided" or "Not applicable".

備註:

- 不設4樓、13樓、14樓及24樓。
- "1, 2,"表示提供於該住宅單位內的裝置數量。
- 上表所顯示之「-」符號代表「不提供」或「不適用」。

23 FITTINGS, FINISHES AND APPLIANCES

裝置、裝修物料及設備

Location 位置	Exposed Type Provision 外露型裝置	Non-exposed Type Provision 非外露型裝置	Tower 5 第5座											Tower 6 第6座									
			1/F 1樓	2/F-3/F, 5/F-12/F, 15/F-23/F 2樓至3樓, 5樓至12樓, 15樓至23樓		25/F 25樓	26/F 26樓	27/F 27樓	28/F (Simplex) 28樓 (單層)	29/F & 30/F (Duplex) 29樓及30樓 (複式)	1/F 1樓	2/F-3/F, 5/F-12/F, 15-16/F 2樓至3樓, 5樓至12樓, 15樓至16樓		17/F 17樓	18/F-23/F, 25/F-29/F 18樓至23樓, 25樓至29樓		30/F (Simplex) 30樓 (單層)						
			Unit 單位					Unit 單位					Unit 單位					Unit 單位					
A	B	A	B	A	B	A	B	A	B	A	A	A	A	B	A	B	A	B	A	B	A		
Storeroom 3 儲物房 3	Smart Living System Control Board 智能家居系統控制箱		-	2	-	2	-	2	-	2	-	2	-	-	-	-	-	-	-	-	-	-	
	Telephone Outlet 電話插座		1	-	1	-	-	-	1	-	1	-	-	-	-	-	-	-	-	-	-	-	
Storeroom 4 儲物房 4	Switched Twin Socket Outlet 雙位有掣電插座		-	1	-	1	-	1	-	1	-	1	-	-	-	-	-	-	-	-	-	-	
	Lighting Point 燈位		-	1	-	1	-	1	-	1	-	1	-	-	-	-	-	-	-	-	-	-	
	Lighting Switch 燈掣		-	1	-	1	-	1	-	1	-	1	-	-	-	-	-	-	-	-	-	-	
	Switched Fuse Spur Unit for Variable Refrigerant Flow System (Indoor Unit) 變冷媒流量系統有掣接線位(室內機)		-	1	-	1	-	1	-	1	-	1	-	-	-	-	-	-	-	-	-	-	
	Smart Living Lighting Switch 智能家居照明開關掣		-	1	-	-	-	-	-	-	-	-	-	-	-	-	-	-	-	-	-	-	
	Telephone Outlet 電話插座		-	1	-	1	-	1	-	1	-	1	-	-	-	-	-	-	-	-	-	-	
	Glassbreak Detector 玻璃破碎感應器		-	1	-	-	-	-	-	-	-	-	-	-	-	-	-	-	-	-	-	-	
	Magnetic Window Contact 窗磁感應器		-	1	-	-	-	-	-	-	-	-	-	-	-	-	-	-	-	-	-	-	
Corridor 走廊	Switch for Thermo Ventilator with Neon 浴室寶開關掣連指示燈		1	1	1	1	1	1	1	1	1	1	1	-	-	1	1	1	1	1	1	1	
	Smart Living Dimmer Switch 智能家居調光掣		2	2	2	2	2	2	2	2	2	2	2	-	-	2	2	2	2	-	2	2	
		Receiver for Smart Living System 智能家居系統接收器	4	4	4	4	4	4	4	4	4	4	4	-	-	3	3	3	3	3	3	3	
	Lighting Switch with Neon 燈掣連指示燈		1	1	1	1	1	1	1	1	1	1	1	-	-	1	1	1	1	1	1	1	
	Lighting Point 燈位		2	2	2	2	3	2	2	2	2	2	2	-	-	2	2	2	2	2	2	2	
		Data Outlet with WIFI Access Point 數據插座及無線網絡存取點	-	1	-	1	-	1	-	1	-	1	-	-	-	1	1	1	1	1	1	1	

Notes:

- 4/F, 13/F, 14/F and 24/F are omitted.
- "1, 2," denotes the quantity of such provision(s) provided in the residential unit.
- The symbol "-" as shown in the above table denotes "Not provided" or "Not applicable".

備註:

- 不設4樓、13樓、14樓及24樓。
- "1, 2,"表示提供於該住宅單位內的裝置數量。
- 上表所顯示之「-」符號代表「不提供」或「不適用」。

23 FITTINGS, FINISHES AND APPLIANCES

裝置、裝修物料及設備

Location 位置	Exposed Type Provision 外露型裝置	Non-exposed Type Provision 非外露型裝置	Tower 5 第5座											Tower 6 第6座									
			1/F 1樓	2/F-3/F, 5/F-12/F, 15/F-23/F 2樓至3樓, 5樓至12樓, 15樓至23樓		25/F 25樓	26/F 26樓	27/F 27樓	28/F (Simplex) 28樓 (單層)	29/F & 30/F (Duplex) 29樓及30樓 (複式)	1/F 1樓	2/F-3/F, 5/F-12/F, 15-16/F 2樓至3樓, 5樓至12樓, 15樓至16樓		17/F 17樓	18/F-23/F, 25/F-29/F 18樓至23樓, 25樓至29樓		30/F (Simplex) 30樓 (單層)						
			Unit 單位					Unit 單位					Unit 單位					Unit 單位					
A	B	A	B	A	B	A	B	A	B	A	B	A	A	A	B	A	B	A	B	A	B	A	
Corridor 走廊	Air-Conditioner Central Control Switch 空調機中央控制器		-	-	-	-	-	-	-	-	-	-	-	-	-	-	-	-	-	-	-	-	
	Air-Conditioner Control Switch 空調機控制器		-	-	-	-	-	-	-	-	-	-	-	-	-	-	-	-	-	-	-	-	
Corridor 1 走廊 1	Switch for Ventilation Fan with Neon 抽氣扇開關掣連指示燈		-	-	-	-	-	-	-	-	-	-	-	-	-	-	-	-	-	-	-	1	
		Pressure Sensor Control Panel 壓力感應器面板	-	-	-	-	-	-	-	-	-	-	-	-	-	-	-	-	-	-	-	-	
		Receiver for Smart Living System 智能家居系統接收器	-	-	-	-	-	-	-	-	-	-	-	-	-	-	-	-	-	-	-	-	
		Lighting Switch 燈掣	-	-	-	-	-	-	-	-	-	-	-	-	-	-	-	-	-	-	-	-	1
		Data Outlet 數據插座	-	-	-	-	-	-	-	-	-	-	-	-	-	-	-	-	-	-	-	-	-
		TV&FM Outlet 電視及電台插座	-	-	-	-	-	-	-	-	-	-	-	-	-	-	-	-	-	-	-	-	-
Corridor 2 走廊 2	Lighting Switch 燈掣		-	-	-	-	-	-	-	-	-	-	-	-	-	-	-	-	-	-	-	-	
	Switch for Ventilation Fan 抽氣扇開關掣		-	-	-	-	-	-	-	-	-	-	-	-	-	-	-	-	-	-	-	-	
	Magnetic Door Contact 門磁感應器		-	-	-	-	-	-	-	-	-	-	-	-	-	-	-	-	-	-	-	-	
Corridor 3 走廊 3	Magnetic Door Contact 門磁感應器		-	-	-	-	-	-	-	-	-	-	-	-	-	-	-	-	-	-	-	-	
		Data Outlet with WIFI Access Point 數據插座及無線網絡存取點	-	-	-	-	-	-	-	-	-	-	-	-	-	-	-	-	-	-	-	-	
		Air-Conditioner Control Switch 空調機控制器	-	-	-	-	-	-	-	-	-	-	-	-	-	-	-	-	-	-	-	-	
Corridor 5 走廊 5		Data Outlet with WIFI Access Point 數據插座及無線網絡存取點	-	-	-	-	-	-	-	-	-	-	-	-	-	-	-	-	-	-	-	-	
		Magnetic Door Contact 門磁感應器	-	-	-	-	-	-	-	-	-	-	-	-	-	-	-	-	-	-	-	-	
		Lift Supervisory Panel 升降機監控屏	-	-	-	-	-	-	-	-	-	-	-	1	-	-	-	-	-	-	-	-	

Notes:

- 4/F, 13/F, 14/F and 24/F are omitted.
- "1, 2," denotes the quantity of such provision(s) provided in the residential unit.
- The symbol "-" as shown in the above table denotes "Not provided" or "Not applicable".

備註:

- 不設4樓、13樓、14樓及24樓。
- "1, 2,"表示提供於該住宅單位內的裝置數量。
- 上表所顯示之「-」符號代表「不提供」或「不適用」。

23 FITTINGS, FINISHES AND APPLIANCES

裝置、裝修物料及設備

Location 位置	Exposed Type Provision 外露型裝置	Non-exposed Type Provision 非外露型裝置	Tower 5 第5座											Tower 6 第6座									
			1/F 1樓	2/F-3/F, 5/F-12/F, 15/F-23/F 2樓至3樓, 5樓至12樓, 15樓至23樓				25/F 25樓	26/F 26樓	27/F 27樓	28/F (Simplex) 28樓 (單層)	29/F & 30/F (Duplex) 29樓及30樓 (複式)		1/F 1樓	2/F-3/F, 5/F-12/F, 15-16/F 2樓至3樓, 5樓至12樓, 15樓至16樓				17/F 17樓	18/F-23/F, 25/F-29/F 18樓至23樓, 25樓至29樓		30/F (Simplex) 30樓 (單層)	
			Unit 單位											Unit 單位									
A	B	A	B	A	B	A	B	A	B	A	B	A	A	A	B	A	B	A	B	A	B	A	
Corridor 5 走廊 5	Master Touch Screen Security Keypad 保安系統主觸控面板		-	-	-	-	-	-	-	-	-	-	-	-	-	-	-	-	-	-	-	-	
	Lighting Switch 燈掣		-	-	-	-	-	-	-	-	-	-	-	1	-	-	-	-	-	-	-	-	
	Switch for Ventilation Fan 抽氣扇開關掣		-	-	-	-	-	-	-	-	-	-	-	1	-	-	-	-	-	-	-	-	
	Switched Fuse Spur Unit for Lift Supervisory Panel 升降機監控面板有掣接線位		-	-	-	-	-	-	-	-	-	-	-	1	-	-	-	-	-	-	-	-	
	Air-Conditioner Control Switch 空調機控制器		-	-	-	-	-	-	-	-	-	-	-	-	-	-	-	-	-	-	-	-	
	Air-Conditioner Central Control Switch 空調機中央控制器		-	-	-	-	-	-	-	-	-	-	-	-	-	-	-	-	-	-	-	-	
	Panic Alarm Button 緊急警報按鈕		-	-	-	-	-	-	-	-	-	-	-	-	-	-	-	-	-	-	-	-	
Lobby 門廊	Emergency Light Point 應急燈位		2	-	2	-	2	-	2	-	2	-	-	-	-	-	-	-	-	-	-		
	Magnetic Door Contact 門磁感應器		1	-	1	-	1	-	1	-	1	-	-	-	-	-	-	-	-	-	-		
	Switched Twin Socket Outlet 雙位有掣電插座		1	-	1	-	1	-	1	-	1	-	-	-	-	-	-	-	-	-	-		
Balcony 露台		Double Pole Isolator 雙極隔離開關	1	1	1	1	1	1	1	1	1	1	-	-	1	1	1	1	1	1	1	-	
		Switched Fuse Spur Unit for Lighting Fitting 燈具有掣接線位	1	1	1	1	1	1	1	1	1	1	-	-	1	1	1	1	1	1	1	-	
		Lighting Point 燈位	1	1	2	2	2	2	2	2	2	2	-	-	1	1	2	2	2	2	2	2	-
		Sliding Door Contact 趟門感應器	2	2	2	2	2	2	2	2	2	2	-	-	2	2	2	2	2	2	2	2	-
Closet 衣帽間	Smart Living Dimmer Switch 智能家居調光掣		1	-	1	-	-	-	1	-	1	-	-	-	-	-	-	-	-	-	-	-	
	Switch for Ventilation Fan with Neon 抽氣扇開關掣連指示燈		-	1	-	1	-	1	-	1	-	1	-	-	1	1	1	1	1	1	1	-	
	Smart Living Lighting Switch 智能家居照明開關掣		1	-	-	-	-	-	-	-	-	-	-	-	-	-	-	-	-	-	-	-	
		Switched Fuse Spur Unit for Variable Refrigerant Flow System (Indoor Unit) 變冷媒流量系統有掣接線位(室內機)	1	1	1	1	1	1	1	1	1	1	-	-	1	1	1	1	1	1	1	-	
		Air Purifier Control Switch 空氣清新機控制器	-	-	-	-	1	-	-	-	-	-	-	-	-	-	-	-	-	-	-	-	

Notes:

- 4/F, 13/F, 14/F and 24/F are omitted.
- "1, 2," denotes the quantity of such provision(s) provided in the residential unit.
- The symbol "-" as shown in the above table denotes "Not provided" or "Not applicable".

備註:

- 不設4樓、13樓、14樓及24樓。
- "1, 2,"表示提供於該住宅單位內的裝置數量。
- 上表所顯示之「-」符號代表「不提供」或「不適用」。

23 FITTINGS, FINISHES AND APPLIANCES

裝置、裝修物料及設備

Location 位置	Exposed Type Provision 外露型裝置	Non-exposed Type Provision 非外露型裝置	Tower 5 第5座											Tower 6 第6座									
			1/F 1樓	2/F-3/F, 5/F-12/F, 15/F-23/F 2樓至3樓, 5樓至12樓, 15樓至23樓		25/F 25樓	26/F 26樓	27/F 27樓	28/F (Simplex) 28樓 (單層)	29/F & 30/F (Duplex) 29樓及30樓 (複式)	1/F 1樓	2/F-3/F, 5/F-12/F, 15-16/F 2樓至3樓, 5樓至12樓, 15樓至16樓		17/F 17樓	18/F-23/F, 25/F-29/F 18樓至23樓, 25樓至29樓		30/F (Simplex) 30樓 (單層)						
			Unit 單位											Unit 單位									
A	B	A	B	A	B	A	B	A	B	A	B	A	A	A	B	A	B	A	B	A	B	A	
Closet 衣帽間	Switched Twin Socket Outlet 雙位有掣電插座		-	2	-	2	-	2	-	2	-	2	-	-	2	2	2	2	2	2	2	2	-
	Smart Living Curtain Control Switch 智能家居電簾控制掣		1	-	1	-	-	-	1	-	1	-	-	-	-	-	-	-	-	-	-	-	-
		Switched Fuse Spur Unit for Dehumidifier 抽濕機有掣接線位	1	1	1	1	1	1	1	1	1	1	-	-	1	1	1	1	-	1	1	1	-
	Lighting Point 燈位		1	2	1	2	4	2	1	2	1	2	-	-	2	2	2	2	4	2	2	2	-
	Lighting Switch with Neon 燈掣連指示燈		-	1	-	1	-	1	-	1	-	1	-	-	1	1	1	1	1	1	1	1	-
	Switched Single Socket Outlet 單位有掣電插座		1	-	1	-	1	-	1	-	1	-	-	-	-	-	-	-	-	-	-	-	-
	Smart Living Curtain Interfacing Point 智能家居電簾交接點		1	-	1	-	-	-	1	-	1	-	-	-	-	-	-	-	-	-	-	-	-
		Pressure Sensor Control Panel 壓力感應器面板	-	1	-	-	-	-	-	-	-	-	-	-	-	-	-	-	-	-	-	-	-
	Magnetic Window Contact 窗磁感應器		1	-	-	-	-	-	-	-	-	-	-	-	-	-	-	-	-	-	-	-	-
	Glassbreak Detector 玻璃破碎感應器		1	-	-	-	-	-	-	-	-	-	-	-	-	-	-	-	-	-	-	-	-
	Panic Alarm Button 緊急警報按鈕		1	1	1	1	1	1	1	1	1	1	-	-	1	1	1	1	1	1	1	1	-
	Data Outlet with WIFI Access Point 數據插座及無線網絡存取點	-	1	-	1	-	1	-	1	-	1	-	-	1	1	-	-	1	-	-	-	-	
	Air-Conditioner Control Switch 空調機控制器	-	-	-	-	-	-	-	-	-	-	-	-	-	-	-	-	-	-	-	-	-	
Closet 2 衣帽間 2	Panic Alarm Button 緊急警報按鈕		-	-	-	-	-	-	-	-	-	-	-	-	-	-	-	-	-	-	-	-	
Flat Roof (near Dining Room) 平台(近飯廳)	Watertight Single Socket Outlet 單位防水電插座		1	-	-	-	-	-	-	-	-	-	-	2	2	-	-	-	-	-	-	-	
	Lighting Point 燈位		2	2	-	-	-	-	-	-	-	-	-	4	4	-	-	-	-	-	-	-	
	Sliding Door Contact 趟門感應器		-	-	-	-	-	-	-	-	-	-	-	-	-	-	-	-	-	-	-	-	
		Pressure Sensor 壓力感應器	1	-	-	-	-	-	-	-	-	-	-	-	-	-	-	-	-	-	-	-	-

Notes:

- 4/F, 13/F, 14/F and 24/F are omitted.
- "1, 2," denotes the quantity of such provision(s) provided in the residential unit.
- The symbol "-" as shown in the above table denotes "Not provided" or "Not applicable".

備註:

- 不設4樓、13樓、14樓及24樓。
- "1, 2,"表示提供於該住宅單位內的裝置數量。
- 上表所顯示之「-」符號代表「不提供」或「不適用」。

23 FITTINGS, FINISHES AND APPLIANCES

裝置、裝修物料及設備

Location 位置	Exposed Type Provision 外露型裝置	Non-exposed Type Provision 非外露型裝置	Tower 5 第5座											Tower 6 第6座									
			1/F 1樓	2/F-3/F, 5/F-12/F, 15/F-23/F 2樓至3樓, 5樓至12樓, 15樓至23樓				25/F 25樓	26/F 26樓	27/F 27樓	28/F (Simplex) 28樓 (單層)	29/F & 30/F (Duplex) 29樓及30樓 (複式)		1/F 1樓	2/F-3/F, 5/F-12/F, 15-16/F 2樓至3樓, 5樓至12樓, 15樓至16樓				17/F 17樓	18/F-23/F, 25/F-29/F 18樓至23樓, 25樓至29樓		30/F (Simplex) 30樓 (單層)	
			Unit 單位											Unit 單位									
			A	B	A	B	A	B	A	B	A	B	A	A	A	B	A	B	A	B	A	B	A
Flat Roof (near Living Room) 平台(近客廳)	Lighting Point 燈位		3	2	-	-	-	-	-	-	-	-	-	-	1	1	-	-	-	-	-	-	
Flat Roof (near Master Bedroom) 平台(近主睡房)	Lighting Point 燈位		-	-	-	-	-	-	-	-	-	-	-	-	2	2	-	-	-	-	-	-	
		Pressure Sensor 壓力感應器	-	1	-	-	-	-	-	-	-	-	-	-	-	-	-	-	-	-	-	-	
Flat Roof (Near Closet) 平台(近衣帽間)	Watertight Single Socket Outlet 單位防水電插座		1	-	-	-	-	-	-	-	-	-	-	-	-	-	-	-	-	-	-	-	
	Lighting Point 燈位		2	-	-	-	-	-	-	-	-	-	-	-	-	-	-	-	-	-	-	-	
Flat Roof (near Kitchen) 平台(近廚房)	Watertight Single Socket Outlet 單位防水電插座		-	2	-	-	-	-	-	-	-	-	-	-	-	-	-	-	-	-	-	-	
	Lighting Point 燈位		-	3	-	-	-	-	-	-	-	-	-	-	-	-	-	-	-	-	-	-	
		Pressure Sensor 壓力感應器	-	-	-	-	-	-	-	-	-	-	-	-	1	1	-	-	-	-	-	-	
Back of House 後門	Door Bell Push Button 門鈴按鈕		1	1	1	1	1	1	1	1	1	-	-	1	1	1	1	1	1	1	1	-	
Air-Conditioner Plant Room 空調機房	Triple Pole & Neutral Isolator Switch for Variable Refrigerant Flow System (Outdoor Unit) 變冷媒流量系統(室外機)三相四極隔離開關		2	2	2	2	2	2	2	2	2	-	-	1	1	1	1	1	1	1	1	-	
		Switched Fuse Spur Unit for Gas Water Heater 煤氣熱水爐有掣接線位	2	2	2	2	2	2	2	2	2	-	-	2	2	2	2	2	2	2	2	-	
		Watertight Single Socket Outlet 單位防水電插座	1	1	1	1	1	1	1	1	1	-	-	1	1	1	1	1	1	1	1	-	
		Emergency Light Point 應急燈位	2	2	2	2	2	2	2	2	2	-	-	2	2	2	2	2	2	2	2	-	
		Emergency Light Lighting Switch 應急燈燈掣	1	1	1	1	1	1	1	1	1	-	-	1	1	1	1	1	1	1	1	-	
		Weathertight Lighting Switch 防水燈掣	1	1	1	1	1	1	1	1	1	-	-	1	1	1	1	1	1	1	1	-	
		Lighting Point 燈位	2	2	2	2	2	2	2	2	2	-	-	2	2	2	2	2	2	2	2	-	
	Carbon Dioxide Fire Extinguisher 二氧化碳滅火筒	1	1	1	1	1	1	1	1	1	-	-	1	1	1	1	1	1	1	1	-		

Notes:

- 4/F, 13/F, 14/F and 24/F are omitted.
- "1, 2," denotes the quantity of such provision(s) provided in the residential unit.
- The symbol "-" as shown in the above table denotes "Not provided" or "Not applicable".

備註:

- 不設4樓、13樓、14樓及24樓。
- "1, 2,"表示提供於該住宅單位內的裝置數量。
- 上表所顯示之「-」符號代表「不提供」或「不適用」。

23 FITTINGS, FINISHES AND APPLIANCES

裝置、裝修物料及設備

Location 位置	Exposed Type Provision 外露型裝置	Non-exposed Type Provision 非外露型裝置	Tower 5 第5座											Tower 6 第6座									
			1/F 1樓	2/F-3/F, 5/F-12/F, 15/F-23/F 2樓至3樓, 5樓至12樓, 15樓至23樓		25/F 25樓	26/F 26樓	27/F 27樓	28/F (Simplex) 28樓 (單層)	29/F & 30/F (Duplex) 29樓及30樓 (複式)	1/F 1樓	2/F-3/F, 5/F-12/F, 15-16/F 2樓至3樓, 5樓至12樓, 15樓至16樓		17/F 17樓	18/F-23/F, 25/F-29/F 18樓至23樓, 25樓至29樓		30/F (Simplex) 30樓 (單層)						
			Unit 單位					Unit 單位					Unit 單位					Unit 單位					
A	B	A	B	A	B	A	B	A	B	A	A	A	A	B	A	B	A	B	A	B	A	A	
Private Lift Machine Room 私人升降機房	Lighting Point 燈位		-	-	-	-	-	-	-	-	-	-	4	-	-	-	-	-	-	-	-	-	-
	Miniature Circuit Breakers Board 總電掣箱		-	-	-	-	-	-	-	-	-	-	2	-	-	-	-	-	-	-	-	-	-
	Triple Pole & Neutral Isolator for Lift 升降機三相四極隔離開關		-	-	-	-	-	-	-	-	-	-	1	-	-	-	-	-	-	-	-	-	-
	Lighting Switch 燈掣		-	-	-	-	-	-	-	-	-	-	2	-	-	-	-	-	-	-	-	-	-
	Switched Twin Socket Outlet 雙位有掣電插座		-	-	-	-	-	-	-	-	-	-	2	-	-	-	-	-	-	-	-	-	-
	Switched Fuse Spur Unit for Ventilation Fan 抽氣扇有掣接 線位		-	-	-	-	-	-	-	-	-	-	1	-	-	-	-	-	-	-	-	-	-
	Switch for Ventilation Fan with Neon 抽氣扇開關掣連指示燈		-	-	-	-	-	-	-	-	-	-	1	-	-	-	-	-	-	-	-	-	-
	Carbon Dioxide Fire Extinguisher 二氧化碳滅火筒		-	-	-	-	-	-	-	-	-	-	2	-	-	-	-	-	-	-	-	-	-
	Emergency Light Point 應急燈位		-	-	-	-	-	-	-	-	-	-	4	-	-	-	-	-	-	-	-	-	-
Emergency Light Lighting Switch 應急燈燈掣		-	-	-	-	-	-	-	-	-	-	2	-	-	-	-	-	-	-	-	-	-	
Roof 天台	Magnetic Door Contact 門磁感應器		-	-	-	-	-	-	-	-	-	-	-	-	-	-	-	-	-	-	-	-	
	Pressure Sensor 壓力感應器		-	-	-	-	-	-	-	-	-	-	-	-	-	-	-	-	-	-	-	-	
	Lighting Point 燈位		-	-	-	-	-	-	-	-	-	-	4	-	-	-	-	-	-	-	-	-	-
	Watertight Single Socket Outlet 單位防水電插座		-	-	-	-	-	-	-	-	-	-	1	-	-	-	-	-	-	-	-	-	-
	Weathertight Lighting Switch 防水燈掣		-	-	-	-	-	-	-	-	-	-	1	-	-	-	-	-	-	-	-	-	-

Notes:

- 4/F, 13/F, 14/F and 24/F are omitted.
- "1, 2," denotes the quantity of such provision(s) provided in the residential unit.
- The symbol "-" as shown in the above table denotes "Not provided" or "Not applicable".

備註:

- 不設4樓、13樓、14樓及24樓。
- "1, 2,"表示提供於該住宅單位內的裝置數量。
- 上表所顯示之「-」符號代表「不提供」或「不適用」。

23 FITTINGS, FINISHES AND APPLIANCES

裝置、裝修物料及設備

Location 位置	Exposed Type Provision 外露型裝置	Non-exposed Type Provision 非外露型裝置	Tower 8 第8座					
			1/F 1樓		2/F-3/F, 5/F-12/F, 15/F-23/F, 25/F-31/F 2樓至3樓, 5樓至12樓, 15樓至23樓, 25樓至31樓		32/F 32樓	
			Unit 單位					
			A	B	A	B	A	B
Private Lift Lobby 私人升降機大堂	Smoke Detector 煙霧偵測器		1	1	1	1	1	1
		Fire Alarm Bell 火警鐘	2	2	2	2	2	2
	Switched Twin Socket Outlet 雙位有掣電插座		1	1	1	1	1	1
	Motion Sensor 動作感測器		1	1	1	1	1	1
	Lighting Point 燈位		2	2	2	2	2	2
		Switched Fuse Spur Unit for Lighting Fitting 燈具有掣接線位	1	1	1	1	1	1
	Emergency Light Point 應急燈位		2	2	2	2	2	2
	Exit Sign 出路牌		1	1	1	1	1	1
		Switched Fuse Spur Unit for Variable Refrigerant Flow System (Indoor Unit) 變冷媒流量系統有掣接線位(室內機)	1	1	1	1	1	1
	Magnetic Door Contact 門磁感應器		3	3	3	3	3	3
Visitor Panel 訪客對講裝置		1	1	1	1	1	1	
Living Room and Dining Room 客廳及飯廳		Switched Fuse Spur Unit for Door Bell 門鈴有掣接線位	1	1	1	1	1	1
		Door Bell 門鈴	1	1	1	1	1	1
	Smart Living Dimmer Switch 智能家居調光掣		2	2	2	2	2	2
	Smart Living Curtain Control Switch 智能家居電簾控制掣		2	2	2	2	2	2
	Smart Living Lighting Switch 智能家居照明開關掣		1	1	1	1	1	1
	Telephone Outlet 電話插座		3	3	3	3	3	3
	Switched Twin Socket Outlet 雙位有掣電插座		6	6	6	6	6	6
	Switched Twin Socket with USB Outlet 雙位有掣電插座連USB插座		2	2	2	2	2	2
		Switched Fuse Spur Unit for Variable Refrigerant Flow System (Indoor Unit) 變冷媒流量系統有掣接線位(室內機)	3	3	3	3	3	3
		Switched Fuse Spur Unit for Air Purifier 空氣清新機有掣接線位	1	1	1	1	1	1
	Lighting Point 燈位		9	9	9	9	9	9
		Receiver for Smart Living System 智能家居系統接收器	3	3	3	3	3	3
	Smart Living Curtain Interfacing Point 智能家居電簾交接點		3	3	3	3	3	3
	Double Pole Switch 雙極開關掣		1	1	1	1	1	1
	Video Door Phone With Color Monitor 全彩視頻對講機		1	1	1	1	1	1
		Data Outlet with WIFI Access Point 數據插座及無線網絡存取點	1	1	1	1	1	1
Glassbreak Detector 玻璃破碎感應器		2	2	1	1	1	1	
TV&FM Outlet 電視及電台插座		3	3	3	3	3	3	

Notes:

- 4/F, 13/F, 14/F and 24/F are omitted.
- "1, 2," denotes the quantity of such provision(s) provided in the residential unit.
- The symbol "-" as shown in the above table denotes "Not provided" or "Not applicable".

備註:

- 不設4樓、13樓、14樓及24樓。
- "1, 2,"表示提供於該住宅單位內的裝置數量。
- 上表所顯示之「-」符號代表「不提供」或「不適用」。

23 FITTINGS, FINISHES AND APPLIANCES

裝置、裝修物料及設備

Location 位置	Exposed Type Provision 外露型裝置	Non-exposed Type Provision 非外露型裝置	Tower 8 第8座					
			1/F 1樓		2/F-3/F, 5/F-12/F, 15/F-23/F, 25/F-31/F 2樓至3樓, 5樓至12樓, 15樓至23樓, 25樓至31樓		32/F 32樓	
			Unit 單位					
			A	B	A	B	A	B
Living Room and Dining Room 客廳及飯廳	Data Outlet 數據插座		3	3	3	3	3	3
	Magnetic Window Contact 窗磁感應器		1	1	-	-	-	-
	Air Purifier Control Switch 空氣清新機控制器		1	1	1	1	1	1
Master Bedroom 主睡房		Switched Fuse Spur Unit for Variable Refrigerant Flow System (Indoor Unit) 變冷媒流量系統有掣接線位(室內機)	1	1	1	1	1	1
		Switched Fuse Spur Unit for Air Purifier 空氣清新機有掣接線位	1	1	1	1	1	1
	Switch for Ventilation Fan & Electric Water Heater with Neon 抽氣扇及電熱水爐開關掣連指示燈		1	1	1	1	1	1
	Switched Twin Socket Outlet 雙位有掣電插座		3	3	3	3	3	3
	Switched Twin Socket with USB Outlet 雙位有掣電插座連USB插座		2	2	2	2	2	2
	Smart Living Dimmer Switch 智能家居調光掣		3	3	3	3	3	3
	Smart Living Curtain Control Switch 智能家居電簾控制掣		3	3	3	3	3	3
	Smart Living Curtain Interfacing Point 智能家居電簾交接點		1	1	1	1	1	1
	Telephone Outlet 電話插座		1	1	1	1	1	1
	Lighting Switch with Neon 燈掣連指示燈		1	1	1	1	1	1
	Lighting Point 燈位		3	3	3	3	3	3
	Glassbreak Detector 玻璃破碎感應器		1	1	-	-	-	-
	TV&FM Outlet 電視及電台插座		1	1	1	1	1	1
	Data Outlet 數據插座		1	1	1	1	1	1
	Magnetic Window Contact 窗磁感應器		2	2	-	-	-	-
	Panic Alarm Button 緊急警報按鈕		1	1	1	1	1	1
Air Purifier Control Switch 空氣清新機控制器		1	1	1	1	1	1	
Bedroom 1 睡房 1		Switched Fuse Spur Unit for Variable Refrigerant Flow System (Indoor Unit) 變冷媒流量系統有掣接線位(室內機)	2	2	2	2	2	2
	Switch for Thermo Ventilator with Neon 浴室寶開關掣連指示燈		1	1	1	1	1	1
	Switched Twin Socket Outlet 雙位有掣電插座		3	3	3	3	3	3
	Switched Twin Socket with USB Outlet 雙位有掣電插座連USB插座		2	2	2	2	2	2
	Smart Living Dimmer Switch 智能家居調光掣		4	4	4	4	4	4
	Smart Living Curtain Control Switch 智能家居電簾控制掣		4	4	4	4	4	4
	Smart Living Curtain Interfacing Point 智能家居電簾交接點		3	3	3	3	3	3
	Telephone Outlet 電話插座		1	1	1	1	1	1
Lighting Switch with Neon 燈掣連指示燈		1	1	1	1	1	1	

Notes:

- 4/F, 13/F, 14/F and 24/F are omitted.
- "1, 2," denotes the quantity of such provision(s) provided in the residential unit.
- The symbol "-" as shown in the above table denotes "Not provided" or "Not applicable".

備註:

- 不設4樓、13樓、14樓及24樓。
- "1, 2,"表示提供於該住宅單位內的裝置數量。
- 上表所顯示之「-」符號代表「不提供」或「不適用」。

23 FITTINGS, FINISHES AND APPLIANCES

裝置、裝修物料及設備

Location 位置	Exposed Type Provision 外露型裝置	Non-exposed Type Provision 非外露型裝置	Tower 8 第8座					
			1/F 1樓		2/F-3/F, 5/F-12/F, 15/F-23/F, 25/F-31/F 2樓至3樓, 5樓至12樓, 15樓至23樓, 25樓至31樓		32/F 32樓	
			Unit 單位					
			A	B	A	B	A	B
Bedroom 1 睡房 1	Lighting Point 燈位		5	5	5	5	5	5
	Glassbreak Detector 玻璃破碎感應器		2	2	-	-	-	-
	TV&FM Outlet 電視及電台插座		1	1	1	1	1	1
	Data Outlet 數據插座		1	1	1	1	1	1
		Data Outlet with WIFI Access Point 數據插座及無線網絡存取點	1	1	1	1	1	1
	Magnetic Window Contact 窗磁感應器		3	3	-	-	-	-
Bedroom 2 睡房 2		Switched Fuse Spur Unit for Variable Refrigerant Flow System (Indoor Unit) 變冷媒流量系統有掣接線位(室內機)	1	1	1	1	1	1
	Switched Twin Socket Outlet 雙位有掣電插座		2	2	2	2	2	2
	Switched Twin Socket with USB Outlet 雙位有掣電插座連USB插座		1	1	1	1	1	1
	Smart Living Dimmer Switch 智能家居調光掣		2	2	2	2	2	2
	Smart Living Curtain Control Switch 智能家居電簾控制掣		2	2	2	2	2	2
	Smart Living Curtain Interfacing Point 智能家居電簾交接點		1	1	1	1	1	1
	Telephone Outlet 電話插座		1	1	1	1	1	1
	Lighting Point 燈位		1	1	1	1	1	1
	Glassbreak Detector 玻璃破碎感應器		1	1	-	-	-	-
	TV&FM Outlet 電視及電台插座		1	1	1	1	1	1
	Data Outlet 數據插座		1	1	1	1	1	1
	Magnetic Window Contact 窗磁感應器		1	1	-	-	-	-
Master Bathroom 主浴室		Switched Fuse Spur Unit for Variable Refrigerant Flow System (Indoor Unit) 變冷媒流量系統有掣接線位(室內機)	1	1	1	1	1	1
		Switched Fuse Spur Unit for Ventilation Fan 抽氣扇有掣接線位	1	1	1	1	1	1
		Switched Fuse Spur Unit for Floor Heater 地暖系統有掣接線位	1	1	1	1	1	1
		Switched Fuse Spur Unit for Mist-Free Mirror 防霧鏡有掣接線位	1	1	1	1	1	1
		Switched Fuse Spur Unit for Bluetooth Speaker 藍牙喇叭有掣接線位	1	1	1	1	1	1
		Triple Pole & Neutral Isolator Switch for Electric Water Heater 電熱水爐三相四極隔離開關掣	1	1	1	1	1	1
	Twin Socket Outlet 雙位電插座		1	1	1	1	1	1
	USB Socket Outlet USB 插座		1	1	1	1	1	1
	Shaver Socket Outlet 電鬚刨插座		1	1	1	1	1	1
		Switched Fuse Spur Unit for Lighting Fitting 燈具有掣接線位	2	2	2	2	2	2
Lighting Point 燈位		4	4	4	4	4	4	

Notes:

- 4/F, 13/F, 14/F and 24/F are omitted.
- "1, 2," denotes the quantity of such provision(s) provided in the residential unit.
- The symbol "-" as shown in the above table denotes "Not provided" or "Not applicable".

備註:

- 不設4樓、13樓、14樓及24樓。
- "1, 2,"表示提供於該住宅單位內的裝置數量。
- 上表所顯示之「-」符號代表「不提供」或「不適用」。

23 FITTINGS, FINISHES AND APPLIANCES

裝置、裝修物料及設備

Location 位置	Exposed Type Provision 外露型裝置	Non-exposed Type Provision 非外露型裝置	Tower 8 第8座					
			1/F 1樓		2/F-3/F, 5/F-12/F, 15/F-23/F, 25/F-31/F 2樓至3樓, 5樓至12樓, 15樓至23樓, 25樓至31樓		32/F 32樓	
			Unit 單位					
			A	B	A	B	A	B
Master Bathroom 主浴室	Bluetooth Amplifier System with Keypad 藍牙喇叭系統及控制鍵盤		1	1	1	1	1	1
	Floor Heater Controller 地暖系統控制器		1	1	1	1	1	1
Bathroom 1 浴室 1		Double Pole Isolator Switch for Thermo Ventilator 浴室寶雙極隔離開關	1	1	1	1	1	1
		Switched Fuse Spur Unit for Mist-Free Mirror 防霧鏡有掣接線位	1	1	1	1	1	1
		Switched Fuse Spur Unit for Horizontal Blind Motorization 電動百葉簾有掣接線位	1	1	1	1	1	1
		USB Socket Outlet USB 插座	1	1	1	1	1	1
		Twin Socket Outlet 雙位電插座	1	1	1	1	1	1
		Switched Fuse Spur Unit for Lighting Fitting 燈具有掣接線位	2	2	2	2	2	2
		Lighting Point 燈位	4	4	4	4	4	4
		Glassbreak Detector 玻璃破碎感應器	1	1	-	-	-	-
Bathroom 2 浴室 2		Double Pole Isolator Switch for Thermo Ventilator 浴室寶雙極隔離開關	1	1	1	1	1	1
		Switched Fuse Spur Unit for Motorized Venetian Blind 電動百葉簾有掣接線位	1	1	1	1	1	1
		Switched Fuse Spur Unit for Mist-Free Mirror 防霧鏡有掣接線位	1	1	1	1	1	1
		USB Socket Outlet USB 插座	1	1	1	1	1	1
		Twin Socket Outlet 雙位電插座	1	1	1	1	1	1
		Switched Fuse Spur Unit for Lighting Fitting 燈具有掣接線位	2	2	2	2	2	2
		Lighting Point 燈位	5	5	5	5	5	5
		Glassbreak Detector 玻璃破碎感應器	1	1	-	-	-	-
Lavatory 廁所		Switched Fuse Spur Unit for Ventilation Fan 抽氣扇有掣接線位	1	1	1	1	1	1
		Lighting Point 燈位	1	1	1	1	1	1
		Magnetic Window Contact 窗磁感應器	1	1	-	-	-	-
		Glassbreak Detector 玻璃破碎感應器	1	1	-	-	-	-
Kitchen 廚房		Switched Twin Socket Outlet 雙位有掣電插座	2	2	2	2	2	2
		Switched Twin Socket Outlet with USB Outlet 雙位有掣電插座連USB插座	1	1	1	1	1	1
		Switched Twin Socket Outlet 雙位有掣電插座	1	1	1	1	1	1

Notes:

- 4/F, 13/F, 14/F and 24/F are omitted.
- "1, 2," denotes the quantity of such provision(s) provided in the residential unit.
- The symbol "-" as shown in the above table denotes "Not provided" or "Not applicable".

備註:

- 不設4樓、13樓、14樓及24樓。
- "1, 2,"表示提供於該住宅單位內的裝置數量。
- 上表所顯示之「-」符號代表「不提供」或「不適用」。

23 FITTINGS, FINISHES AND APPLIANCES

裝置、裝修物料及設備

Location 位置	Exposed Type Provision 外露型裝置	Non-exposed Type Provision 非外露型裝置	Tower 8 第8座					
			1/F 1樓		2/F-3/F, 5/F-12/F, 15/F-23/F, 25/F-31/F 2樓至3樓, 5樓至12樓, 15樓至23樓, 25樓至31樓		32/F 32樓	
			Unit 單位					
			A	B	A	B	A	B
Kitchen 廚房		Switched Single Socket Outlet 單位有掣電插座	6	6	6	6	6	6
		Switched Fuse Spur Unit for Variable Refrigerant Flow System (Indoor Unit) 變冷媒流量系統有掣接線位(室內機)	1	1	1	1	1	1
		Switched Fuse Spur Unit for Lighting Fitting 燈具有掣接線位	2	2	2	2	2	2
		Switched Fuse Spur Unit for Gas Water Heater 煤氣熱水爐有掣接線位	2	2	2	2	2	2
		Double Pole Switch for Induction Hob with Neon 電磁煮食爐雙極開關掣連指示燈	1	1	1	1	1	1
		Double Pole Switch for Steam Combination Oven with Neon 蒸焗爐雙極開關掣連指示燈	1	1	1	1	1	1
		Lighting Switch 燈掣	1	1	1	1	1	1
		Lighting Point 燈位	6	6	6	6	6	6
		Data Outlet with WIFI Access Point 數據插座及無線網絡存取點	1	1	1	1	1	1
		Magnetic Door Contact 門磁感應器	1	1	-	-	-	-
	Glassbreak Detector 玻璃破碎感應器	1	1	-	-	-	-	
Utility Room 工作間		Lighting Point 燈位	1	1	1	1	1	1
		Lighting Switch 燈掣	3	3	3	3	3	3
		Switched Twin Socket Outlet 雙位有掣電插座	1	1	1	1	1	1
		Switched Single Socket Outlet 單位有掣電插座	1	1	1	1	1	1
		Miniature Circuit Breakers Board 總電掣箱	1	1	1	1	1	1
		Contact Board for Electric Water Heater 電熱水爐索制箱	1	1	1	1	1	1
		Smart Living System Control Board 智能家居系統控制箱	2	2	2	2	2	2
		Switched Fuse Spur Unit for Air-Conditioner Central Control Switch 空調機中央控制器有掣接線位	1	1	1	1	1	1
		Switched Fuse Spur Unit for MODBUS Adapter MODBUS 轉接器有掣接線位	1	1	1	1	1	1
		Switched Fuse Spur Unit for Variable Refrigerant Flow System (Indoor Unit) 變冷媒流量系統有掣接線位(室內機)	1	1	1	1	1	1
		Switched Fuse Spur Unit for Home Network Panel 家庭網絡箱有掣接線位	1	1	1	1	1	1
		Switched Fuse Spur Unit for Security Alarm Control Panel 保安警報控制板有掣接線位	1	1	1	1	1	1
		Gas Water Heater Remote Controller 煤氣熱水爐遙控面板	2	2	2	2	2	2

Notes:

- 4/F, 13/F, 14/F and 24/F are omitted.
- "1, 2," denotes the quantity of such provision(s) provided in the residential unit.
- The symbol "-" as shown in the above table denotes "Not provided" or "Not applicable".

備註:

- 不設4樓、13樓、14樓及24樓。
- "1, 2,"表示提供於該住宅單位內的裝置數量。
- 上表所顯示之「-」符號代表「不提供」或「不適用」。

23 FITTINGS, FINISHES AND APPLIANCES

裝置、裝修物料及設備

Location 位置	Exposed Type Provision 外露型裝置	Non-exposed Type Provision 非外露型裝置	Tower 8 第8座					
			1/F 1樓		2/F-3/F, 5/F-12/F, 15/F-23/F, 25/F-31/F 2樓至3樓, 5樓至12樓, 15樓至23樓, 25樓至31樓		32/F 32樓	
			Unit 單位					
			A	B	A	B	A	B
Utility Room 工作間	Switched Fuse Spur Unit for Door Bell 門鈴有掣接線位		1	1	1	1	1	1
	Telephone Outlet 電話插座		1	1	1	1	1	1
	Door Bell 門鈴		1	1	1	1	1	1
	Switch for Ventilation Fan 抽氣扇開關掣		1	1	1	1	1	1
		Pressure Sensor Control Panel 壓力感應器面板	1	1	-	-	-	-
	Home Network Control Panel 家庭網絡控制板		1	1	1	1	1	1
	Security Alarm Control Panel 保安警報控制板		1	1	1	1	1	1
	Master Touch Screen Security Keypad 保安系統主觸控面板		1	1	1	1	1	1
	CABD Control Panel 電視系統控制板		1	1	1	1	1	1
	Panic Alarm Button 緊急警報按鈕		1	1	1	1	1	1
Air-Conditioner Central Control Switch 空調機中央控制器		1	1	1	1	1	1	
Corridor 1 走廊 1	Switched Twin Socket Outlet 雙位有掣電插座		1	1	1	1	1	1
	Switch for Ventilation Fan with Neon 抽氣扇開關掣連指示燈		1	1	1	1	1	1
	Switch for Thermo Ventilator with Neon 浴室寶開關掣連指示燈		1	1	1	1	1	1
	Smart Living Dimmer Switch 智能家居調光掣		1	1	1	1	1	1
		Receiver for Smart Living System 智能家居系統接收器	3	3	2	2	2	2
	Lighting Switch with Neon 燈掣連指示燈		2	2	2	2	2	2
Corridor 2 走廊 2	Lighting Point 燈位		2	2	2	2	2	2
	Smart Living Dimmer Switch 智能家居調光掣		1	1	1	1	1	1
	Lighting Point 燈位		1	1	1	1	1	1
Balcony 露台		Data Outlet with WIFI Access Point 數據插座及無線網絡存取點	1	1	1	1	1	1
		Double Pole Isolator 雙極隔離開關	-	-	1	1	1	1
		Switched Fuse Spur Unit for Lighting Fitting 燈具有掣接線位	-	-	1	1	1	1
	Lighting Point 燈位		-	-	2	2	2	2
Flat Roof (near Dining Room) 平台(近飯廳)	Sliding Door Contact 趟門感應器		2	2	2	2	2	2
	Lighting Point 燈位		1	1	-	-	-	-
Flat Roof (near Living Room) 平台(近客廳)	Pressure Sensor 壓力感應器		-	1	-	-	-	-
	Lighting Point 燈位		2	2	-	-	-	-
		Double Pole Isolator 雙極隔離開關	1	1	-	-	-	-
	Switched Fuse Spur Unit for Lighting Fitting 燈具有掣接線位	1	1	-	-	-	-	

Notes:

- 4/F, 13/F, 14/F and 24/F are omitted.
- "1, 2," denotes the quantity of such provision(s) provided in the residential unit.
- The symbol "-" as shown in the above table denotes "Not provided" or "Not applicable".

備註:

- 不設4樓、13樓、14樓及24樓。
- "1, 2,"表示提供於該住宅單位內的裝置數量。
- 上表所顯示之「-」符號代表「不提供」或「不適用」。

23 FITTINGS, FINISHES AND APPLIANCES

裝置、裝修物料及設備

Location 位置	Exposed Type Provision 外露型裝置	Non-exposed Type Provision 非外露型裝置	Tower 8 第8座					
			1/F 1樓		2/F-3/F, 5/F-12/F, 15/F-23/F, 25/F-31/F 2樓至3樓, 5樓至12樓, 15樓至23樓, 25樓至31樓		32/F 32樓	
			Unit 單位					
			A	B	A	B	A	B
Flat Roof (near Master Bedroom) 平台(近主睡房)	Lighting Point 燈位		1	1	-	-	-	-
Flat Roof (near Kitchen) 平台(近廚房)	Lighting Point 燈位		1	1	-	-	-	-
		Pressure Sensor 壓力感應器	1	1	-	-	-	-
Back of House 後門	Door Bell Push Button 門鈴按鈕		1	1	1	1	1	1
Air-Conditioner Plant Room 空調機房	Triple Pole & Neutral Isolator Switch for Variable Refrigerant Flow System (Outdoor Unit) 變冷媒流量系統(室外機)三相四極隔離開關		1	1	1	1	1	1
	Emergency Light Point 應急燈位		2	2	2	2	2	2
	Emergency Light Lighting Switch 應急燈燈掣		1	1	1	1	1	1
	Watertight Switched Single Socket Outlet 單位防水有掣電插座		1	1	1	1	1	1
	Weathertight Lighting Switch 防水燈掣		1	1	1	1	1	1
	Lighting Point 燈位		2	2	2	2	2	2
	Carbon Dioxide Fire Extinguisher 二氧化碳滅火筒		1	1	1	1	1	1
Roof 天台	Lighting Point 燈位		-	-	-	-	3	3
	Watertight Single Socket Outlet 單位防水電插座		-	-	-	-	1	1
	Weathertight Lighting Switch 防水燈掣		-	-	-	-	1	1

Notes:

- 4/F, 13/F, 14/F and 24/F are omitted.
- "1, 2," denotes the quantity of such provision(s) provided in the residential unit.
- The symbol "-" as shown in the above table denotes "Not provided" or "Not applicable".

備註:

- 不設4樓、13樓、14樓及24樓。
- "1, 2,"表示提供於該住宅單位內的裝置數量。
- 上表所顯示之「-」符號代表「不提供」或「不適用」。

24 SERVICE AGREEMENTS 服務協議

Potable and flushing water is supplied by Water Supplies Department.

Electricity is supplied by The Hongkong Electric Company Limited.

Towngas is supplied by The Hong Kong and China Gas Company Limited.

食水及沖廁水由水務署供應。

電力由香港電燈有限公司供應。

煤氣由香港中華煤氣有限公司供應。

25 GOVERNMENT RENT 地稅

The Owner is liable for the Government rent payable for the specified residential properties from the date of the Land Grant up to and including the date of the respective assignments of the specified residential properties.

擁有人有法律責任繳付有關指明住宅物業由批地文件之日期起計直至該等指明住宅物業之相關轉讓契日期（包括該日）之地稅。

26 MISCELLANEOUS PAYMENTS BY PURCHASER

買方的雜項付款

1. On delivery of the vacant possession of the specified residential property to the purchaser, the purchaser is liable to reimburse the Owner for the deposits for water, electricity and gas; and
2. On that delivery, the purchaser is not liable to pay to the Owner a debris removal fee.

Note:

On that delivery, the purchaser is liable to pay a debris removal fee to the manager of the Development under the Deed of Mutual Covenant and where the Owner has paid that debris removal fee, the purchaser shall reimburse the Owner for the same.

1. 在向買方交付住宅物業在空置情況下的管有權時，買方須負責向擁有人補還水、電力及氣體的按金；及
2. 在交付時，買方不須向擁有人支付清理廢料的費用。

備註：

在交付時，買方須根據公契向發展項目的管理人支付清理廢料的費用，而如擁有人已支付清理廢料的費用，買方須向擁有人補還清理廢料的費用。

27 DEFECT LIABILITY WARRANTY PERIOD

欠妥之處的保養責任期

The Vendor shall, at its own cost and as soon as reasonably practicable after receipt of a written notice served by the purchaser within 6 months after the date of completion of the sale and purchase of any specified residential property, remedy any defects in such property, or its fittings, finishes or appliances incorporated into such property as set out in the agreement for sale and purchase concerned, caused otherwise than by the act or neglect of the purchaser.

凡任何指明住宅物業或於相關買賣合約列出之裝設於該物業內的裝置、裝修物料或設備有欠妥之處，而該欠妥之處並非由買方行為或疏忽造成，則賣方在接獲買方在買賣成交日期後的6個月內送達的書面通知後，須於合理地切實可行的範圍內，盡快自費作出補救。

28 MAINTENANCE OF SLOPES 斜坡維修

Not Applicable

不適用

29 MODIFICATION 修訂

No existing application to the Government for a modification of the land grant for the Development has been made.

本發展項目現時並沒有向政府提出申請修訂批地文件。

30 RELEVANT INFORMATION

有關資料

1. NOISE MITIGATION MEASURES

The following measures to mitigate road traffic noise impact from Lee Nam Road and industrial noise impact from nearby industrial buildings are provided in the Development:

1. Acoustic Fin with Sound Absorptive Material
2. Acoustic Window
3. Fixed Glazing with Maintenance Window
4. Sound Absorptive Material at side wall
5. Solid Parapet Wall / Glass Balustrade

Please refer to the “Floor Plans of Residential Properties in the Development” section of this sales brochure for details of the location of the Noise Mitigation Measures.

No owner shall alter, interfere with or remove, or permit or suffer to be altered, interfered with or removed any Noise Mitigation Measures which form part of his residential unit without the prior written consent of the Building Authority and/ or other relevant government authorities.

An owner whose residential unit includes Noise Mitigation Measures shall be responsible for the control, operation, financial support and maintenance of such noise mitigation measures forming part of his residential unit.

Locations of the Noise Mitigation Measures provided in the respective residential properties in the Development in accordance with the latest approved Noise Impact Assessment Report:

Tower	Floor	The room(s) in which the Noise Mitigation Measure(s) is/are located	Noise Mitigation Measures
Tower 3	1/F – 2/F	Unit A Bedroom 2	Acoustic Window
		Unit A Study Room	Acoustic Window
	1/F – 27/F	Unit B Study Room	2.3m Acoustic Fin with Sound Absorptive Material
	6/F – 11/F	Unit B Bedroom 2	Acoustic Window
	1/F – 27/F	Unit B Dining Room	1.5m Acoustic Fin with Sound Absorptive Material Fixed Glazing with Maintenance Window
		Unit B Kitchen	Sound Absorptive Material at side wall
		Unit B Lavatory 2	Sound Absorptive Material at side wall
		Unit B Storeroom 1	Sound Absorptive Material at side wall
	28/F	Unit A Dining Room	Fixed Glazing with Maintenance Window 1.4m Acoustic Fin with Sound Absorptive Material
		Unit A Kitchen	Sound Absorptive Material at side wall

Tower	Floor	The room(s) in which the Noise Mitigation Measure(s) is/are located	Noise Mitigation Measures
Tower 3	28/F	Unit A Flat Roof (Outside Kitchen)	1.25m Acoustic Fin with Sound Absorptive Material
		Staircase	Sound Absorptive Material at side wall
	29/F	Unit A Storeroom 3	1.25m Acoustic Fin with Sound Absorptive Material
		Staircase	Sound Absorptive Material at side wall
	30/F	Unit A Family Room 2	1.25m Acoustic Fin with Sound Absorptive Material Fixed Glazing with Maintenance Window
		Staircase	Sound Absorptive Material at side wall
Tower 5	3/F – 15/F	Unit A Dining Room	Acoustic Window
	1/F – 27/F	Unit A Dining Room	Fixed Glazing with Maintenance Window
		Unit A Bedroom 2	1.0m Acoustic Fin with Sound Absorptive Material Fixed Glazing with Maintenance Window
	3/F – 12/F	Unit A Bedroom 2	Acoustic Window
	Tower 6	1/F – 16/F	Unit A Kitchen
1/F – 29/F		Unit A Kitchen	Sound Absorptive Material at side wall
1/F – 29/F		Unit A Bathroom 2	Sound Absorptive Material at side wall
		Unit A Closet	Sound Absorptive Material at side wall
		Unit B Closet	Sound Absorptive Material at side wall
		Unit B Bathroom 2	Sound Absorptive Material at side wall
1/F – 29/F		Unit B Kitchen	Sound Absorptive Material at side wall
1/F – 18/F		Unit B Kitchen	1.5m Acoustic Fin with Sound Absorptive Material
30/F		Unit A Flat Roof (Outside Bedroom 3)	1.3m Height Solid Parapet Wall
		Unit A Bedroom 3	Fixed Glazing with Maintenance Window
	Unit A Master Bedroom	Fixed Glazing with Maintenance Window	
	Unit A Flat Roof (Outside Dining Room)	1.3m Height Glass Balustrade	

30 RELEVANT INFORMATION

有關資料

Tower	Floor	The room(s) in which the Noise Mitigation Measure(s) is/are located	Noise Mitigation Measures
Tower 8	1/F – 25/F	Unit A Bedroom 1	Acoustic Window
	1/F – 32/F	Unit A Bedroom 1	1.3m Acoustic Fin with Sound Absorptive Material Sound Absorptive Material at side wall Fixed Glazing with Maintenance Window
	1/F – 32/F	Unit A Bathroom 2	Sound Absorptive Material at side wall
		Unit A Dining Room	Fixed Glazing with Maintenance Window
		Unit B Dining Room	Fixed Glazing with Maintenance Window
		Unit B Bathroom 2	Sound Absorptive Material at side wall
Unit B Bedroom 1	1.2m Acoustic Fin with Sound Absorptive Material Sound Absorptive Material at side wall Fixed Glazing with Maintenance Window		

2. CABLE(S) OF THE HONGKONG ELECTRIC COMPANY LIMITED (“HKEC”) LOCATED ON BASEMENT 1 FLOOR OF THE DEVELOPMENT

High-voltage cable(s) owned by HKEC has been placed at the cable riser duct on the Basement 1 Floor of the Development. The use of the parking spaces underneath the cable rise duct(s) may be affected when HKEC carries out the works for the purposes of inspecting, upgrading, rebuilding, repairing, renewing, and maintaining the high-voltage cable(s) and/or the cable riser duct(s) located on Basement 1 Floor.

All areas on Basement 1 Floor with the high-voltage cable(s) of HKEC running above are designated as common areas of the Development and clearing of the parked vehicles at such area for HKEC to access the cabling system may be required, if necessary.

3. MAINTENANCE OF SEAWALL

The owners of the Development shall be responsible for inspecting, maintaining and carrying out all necessary works for the upkeep, repair, and maintenance of the existing seawall within the lot and the Reserved Area (as defined in the land grant) and the costs and expenses thereof shall be borne by the owners accordingly.

4. EMERGENCY GENERATOR ROOM AT UPPER ROOF OF TOWER 2, TOWER 5, TOWER 6 AND TOWER 8 OF THE DEVELOPMENT

There is an emergency generator room located at the upper roof of each of Tower 2, Tower 5, Tower 6 and Tower 8 of the Development. Smoke and/or noise may be produced or emitted during monthly maintenance of the generator equipment in the emergency generator rooms, which may affect the use and enjoyment of the residential properties at the roof floor of each of Tower 2, Tower 5, Tower 6 and Tower 8 of the Development.

5. LED LIGHTING AT THE EXTERNAL WALL OF THE DEVELOPMENT

LED lighting will be provided at the external wall of the Development for lighting/decorative purpose in the evening. The owner concerned of the residential properties should note the impact (if any) of the illumination of such LED lighting on individual residential units.

6. GONDOLA SYSTEMS AND BUILDING MAINTENANCE UNIT (BMU) SYSTEMS

Gondola or building maintenance unit (BMU) systems or similar systems in the Development may operate in or through the airspace over any balcony, utility platform, stairhood, flat roof or roof forming part of any residential property.

7. THE OPENING OF ALL TOP-HUNG OPENABLE WINDOWS

The opening of all top-hung openable windows (if any) in residential properties of the Development is limited to not more than 2.5m² for safety consideration.

8. ACCESS TO AND FLOOR LEVEL OF AIR-CONDITIONING PLANT ROOM HELD WITH RESIDENTIAL PROPERTIES IN THE DEVELOPMENT

The air-conditioning plant room held with some/all of the residential properties in the Development is separate from the respective residential property and can only be accessed via the common areas. The floor level of the air-conditioning plant room may be different from that of the residential property with which it is held.

9. COMMON AREAS INSIDE THE FLAT ROOF OF THE RESIDENTIAL PROPERTIES

There are areas which are common areas inside the flat roof of the residential properties listed out below. Under the DMC of the Development, the manager of the Development has the power to enter with or without workmen, equipment or materials at all reasonable times on reasonable notice (except in an emergency when no notice is required and the entry may take place at all times) any such common areas through the flat roof of the residential properties listed out below to exercise or carry out any of its powers or duties under the Deed of Mutual Covenant, including without limitation to carry out necessary repairs to the Development or abate any hazard or nuisance which does or may affect the common areas and facilities or other owners.

Tower	Floor	Unit
Tower 1	2/F	A & B
Tower 2	2/F	A & B
Tower 3	1/F	A & B
Tower 5	1/F	A & B
	29/F & 30/F (duplex)	A
Tower 6	1/F	A & B
Tower 8	1/F	A & B

30 RELEVANT INFORMATION

有關資料

1. 噪音緩解措施

發展項目提供以下措施，以減輕利南道道路交通噪音的影響，以及附近工業樓宇工業噪音的影響：

1. 隔聲簷附帶吸音物料
2. 隔音窗
3. 固定玻璃窗戶配有維修用窗
4. 側牆的吸音物料
5. 實心護欄牆/玻璃欄杆

請參閱本售樓說明書中的「發展項目的住宅物業的樓面平面圖」部分，了解噪音緩解措施的位置。

未經建築事務監督和/或其他有關政府當局事先書面同意，任何業主不得更改、干擾或移走或容許更改、干擾或移除構成其住宅物業一部分的任何噪音緩解措施。

住宅物業的業主應當負責構成其住宅物業一部分的噪音緩解措施的控制、操作、財務支援和保養。

根據最新的噪音影響評估報告，在各住宅物業內提供的噪音緩解措施的地點：

大廈	樓層	噪音緩解措施位於的房間	噪音緩解措施
第3座	1樓至2樓	A單位睡房2	隔音窗
		A單位書房	隔音窗
	1樓至27樓	B單位書房	2.3米隔聲簷附帶吸音物料
	6樓至11樓	B單位睡房2	隔音窗
	1樓至27樓	B單位飯廳	1.5米隔聲簷附帶吸音物料 固定玻璃窗戶配有維修用窗
		B單位廚房	側牆的吸音物料
		B單位廁所2	側牆的吸音物料
		B單位儲物房1	側牆的吸音物料
	28樓	A單位飯廳	1.4米隔聲簷附帶吸音物料 固定玻璃窗戶配有維修用窗
		A單位廚房	側牆的吸音物料

大廈	樓層	噪音緩解措施位於的房間	噪音緩解措施
第3座	28樓	A單位平台(廚房外)	1.25米隔聲簷附帶吸音物料
		樓梯	側牆的吸音物料
	29樓	A單位儲物房3	1.25米隔聲簷附帶吸音物料
		樓梯	側牆的吸音物料
	30樓	A單位家庭廳2	1.25米隔聲簷附帶吸音物料 固定玻璃窗戶配有維修用窗
		樓梯	側牆的吸音物料
第5座	3樓至15樓	A單位飯廳	隔音窗
	1樓至27樓	A單位飯廳	固定玻璃窗戶配有維修用窗
		A單位睡房2	1.0米隔聲簷附帶吸音物料 固定玻璃窗戶配有維修用窗
	3樓至12樓	A單位睡房2	隔音窗
	1樓至16樓	A單位廚房	1.5米隔聲簷附帶吸音物料
	1樓至29樓	A單位廚房	側牆的吸音物料
第6座	1樓至29樓	A單位浴室2	側牆的吸音物料
		A單位衣帽間	側牆的吸音物料
		B單位衣帽間	側牆的吸音物料
	1樓至29樓	B單位浴室2	側牆的吸音物料
		1樓至29樓	B單位廚房
	1樓至18樓	B單位廚房	1.5米隔聲簷附帶吸音物料
	30樓	A單位平台(睡房3外)	1.3米高實心護欄牆
		A單位睡房3	固定玻璃窗戶配有維修用窗
		A單位主睡房	固定玻璃窗戶配有維修用窗
		A單位平台(飯廳外)	1.3米高玻璃欄杆

30 RELEVANT INFORMATION

有關資料

大廈	樓層	噪音緩解措施位於的房間	噪音緩解措施
第8座	1樓至25樓	A單位 睡房1	隔音窗
	1樓至32樓	A單位 睡房1	1.3米隔聲簷附帶吸音物料 側牆的吸音物料 固定玻璃窗戶配有維修用窗
	1樓至32樓	A單位 浴室2	側牆的吸音物料
		A單位 飯廳	固定玻璃窗戶配有維修用窗
		B單位 飯廳	固定玻璃窗戶配有維修用窗
		B單位 浴室2	側牆的吸音物料
B單位 睡房1	1.2米隔聲簷附帶吸音物料 側牆的吸音物料 固定玻璃窗戶配有維修用窗		

2. 位於發展項目地庫1層的港燈電力投資有限公司(“HKEC”)的電纜

HKEC擁有的高壓電纜已放置在發展項目地庫1層的電纜槽內。當HKEC就位於地庫1層的高壓電纜及/或電纜槽進行檢查、升級、重建、維修、更新和保養的工程時，電纜槽下方的停車位的使用可能會受到影響。

所有在地庫1層而HKEC高壓電纜於其上方經過的區域將指定為公用地方。如有需要，停泊於該等區域的車輛可被移走，以方便HKEC進出電纜系統。

3. 海堤的保養

發展項目的業主需負責檢查、保養和進行一切有關維持、維修及保養該地段及保留範圍(如批地文件所定義)內現有海堤的必要工程，其費用及開支由發展項目的業主承擔。

4. 在發展項目第2座、第5座、第6座和第8座上層天台的緊急發電機房

在發展項目第2座、第5座、第6座和第8座上層天台設有緊急發電機房。在緊急發電機房內的發電機設備每月的維修期間，可能會產生或發出煙霧和/或噪音，這可能會影響位於第2座、第5座、第6座和第8座天台的住宅物業的使用和享用。

5. 在發展項目外牆的發光二極管照明

發光二極管照明將在發展項目的外牆上提供，用於晚上照明/裝飾目的。住宅物業業主應注意此類發光二極管照明對個別住宅單元的影響(如果有)。

6. 吊船系統及大廈維修裝置(BMU)系統

發展項目的吊船系統或大廈維修裝置(BMU)系統或類似系統可能會在構成住宅物業一部分之露台、工作平台、梯屋、平台或天台之內或上空運作。

7. 所有可開關的懸窗

基於安全理由，發展項目住宅物業內所有可開關的懸窗(如有)的開啟闊度限制不多於2.5平方米。

8. 通往構成住宅物業一部分的空調機房及其樓層水平

構成部分/所有住宅物業一部分的空調機房和住宅物業其他部分分開，住宅物業業主只能通過公用地方通往空調機房。空調機房的樓層水平可能與住宅物業其他部分的樓層水平不同。

9. 住宅物業平台之內的公用地方

於下面列出的住宅物業平台之內存有屬公用地方之範圍。根據發展項目公契，發展項目管理人有權經合理預先通知(緊急情況則無需通知並可在任何時間)帶同或不帶同工人、設備或材料在任何合理時間內經過下面列出的住宅物業之平台進入該等公用地方，以行使或執行其按公契下有的任何權利或義務，包括但不限於對發展項目進行必要的維修或減少對公用地方及設施或其他業主的妨礙或干擾。

大廈	樓層	單位
第1座	2樓	A及B
第2座	2樓	A及B
第3座	1樓	A及B
第5座	1樓	A及B
	29樓及30樓(複式)	A
第6座	1樓	A及B
第8座	1樓	A及B

31 INFORMATION IN APPLICATION FOR CONCESSION ON GROSS FLOOR AREA OF BUILDING

申請建築物總樓面面積寬免的資料

BREAKDOWN OF GFA CONCESSIONS OBTAINED FOR ALL FEATURES

獲寬免總樓面面積的設施分項

Latest information on breakdown of GFA concessions as shown on the general building plans submitted to and approved by the Building Authority (BA) prior to the printing of the sales brochure is tabulated below. Information marked (#) may be based on information provided by the authorized person if the sales brochure is printed prior to submission of the final amendment plans to the BA. The breakdown of GFA concessions may be subject to further changes until final amendment plans are submitted to and approved by the BA prior to the issuance of the occupation permit for the development.

於印製售樓說明書前呈交予並已獲建築事務監督批准的一般建築圖則上有關總樓面面積寬免的分項的最新資料，請見下表。如印製售樓說明書時尚未呈交最終修訂圖則予建築事務監督，則有(#)號的資料可以由認可人士提供的資料作為基礎。直至最終修訂圖則於發出佔用許可證前呈交予並獲建築事務監督批准前，以下分項資料仍可能有所修改。

		Area (m ²) 面積(平方米)
Disregarded GFA under Building (Planning) Regulations 23(3)(b) 根據《建築物(規劃)規例》第23(3)(b)條不計算的總樓面面積		
1. (#)	Carpark and loading/unloading area excluding public transport terminus 停車場及上落客貨地方(公共交通總站除外)	N/A
2	Plant rooms and similar services 機房及相類設施	
2.1	Mandatory feature or essential plant room, area of which is limited by respective Practice Notes for Authorized Persons, Registered Structural Engineers and Registered Geotechnical Engineers (PNAP) or regulation such as lift machine room, telecommunications and broadcasting (TBE) room, refuse storage and material recovery chamber, etc. 所佔面積受相關《認可人士、註冊結構工程師及註冊岩土工程師作業備考》《作業備考》或規例限制的強制性設施或必要機房，例如升降機機房、電訊及廣播設備室、垃圾及物料回收房等	N/A
2.2 (#)	Mandatory feature or essential plant room, area of which is NOT limited by any PNAP or regulation such as room occupied solely by fire services installations (FSI) and equipment, meter room, transformer room, potable and flushing water tank, etc. 所佔面積不受任何《作業備考》或規例限制的強制性設施或必要機房，例如僅由消防裝置及設備佔用的房間、電錶房、電力變壓房、食水及鹹水缸等	N/A
2.3	Non-mandatory or non-essential plant room such as air-conditioning (A/C) plant room, air handling unit (AHU) room, etc. 非強制性或非必要機房，例如空調機房、送風櫃房等	1345.472

		Area (m ²) 面積(平方米)
Green Features under Joint Practice Notes 1 and 2 根據聯合作業備考第1及第2號提供的環保設施		
3.	Balcony 露台	888.579
4.	Wider common corridor and lift lobby 加闊的公用走廊及升降機大堂	N/A
5.	Communal sky garden 公用空中花園	N/A
6.	Acoustic fin 隔聲鱗	56.101
7.	Wing wall, wind catcher and funnel 翼牆、捕風器及風斗	N/A
8.	Non-structural prefabricated external wall 非結構預製外牆	322.773
9.	Utility platform 工作平台	N/A
10.	Noise barrier 隔音屏障	N/A
Amenity Features 適意設施		
11.	Caretaker's quarters, counter, office, store, guard room and lavatory for watchman and management staff and owners' corporation office 管理員宿舍、供保安人員和管理處員工使用的櫃位、辦事處、貯物室、警衛室和廁所，以及業主立案法團辦事處	27.882
12.	Residential recreational facilities including void, plant room, swimming pool filtration plant room, covered walkway, etc. serving solely the recreational facilities 住戶康樂設施，包括僅供康樂設施使用的中空空間、機房、游泳池的濾水機房、有蓋人行道等	2741.497
13.	Covered landscaped and play area 有蓋園景區及遊樂場地	700.588
14.	Horizontal screen/covered walkway and trellis 橫向屏障/有蓋人行道及花棚	14.785
15.	Larger lift shaft 擴大升降機槽	1617.322

31 INFORMATION IN APPLICATION FOR CONCESSION ON GROSS FLOOR AREA OF BUILDING

申請建築物總樓面面積寬免的資料

		Area (m ²) 面積(平方米)
16.	Chimney shaft 煙囪管道	N/A
17.	Other non-mandatory or non-essential plant room, such as boiler room, satellite master antenna television (SMATV) room 其他非強制性或非必要機房，例如鍋爐房、衛星電視共用天線房	N/A
18. (#)	Pipe duct, air duct for mandatory feature or essential plant room 強制性設施或必要機房所需的管槽及氣槽	N/A
19.	Pipe duct, air duct for non-mandatory or non-essential plant room 非強制性設施或非必要機房所需的管槽及氣槽	N/A
20.	Plant room, pipe duct, air duct for environmentally friendly system and feature 環保系統及設施所需的機房、管槽及氣槽	N/A
21.	Void in duplex domestic flat and house 複式住宅單位及洋房的中空空間	44.449
22.	Sunshade and reflector 遮陽篷及反光罩	N/A
23. (#)	Minor projection such as A/C box, A/C platform, window cill and projecting window 小型伸出物，例如空調機箱、空調機平台、窗檻及伸出的窗台	N/A
24.	Other projection such as A/C box and platform not covered in paragraph 3(b) and (c) of PNAP APP-19 《作業備考》APP-19 第 3(b) 及 (c) 段沒有涵蓋的其他伸出物，如空調機箱及空調機平台	N/A
Other Exempted Items 其他項目		
25. (#)	Refuge floor including refuge floor cum sky garden 庇護層，包括庇護層兼空中花園	N/A
26.	Covered area under large projecting/ overhanging feature 大型伸出/外懸設施下的有蓋地方	N/A
27.	Public transport terminus 公共交通總站	N/A
28. (#)	Party structure and common staircase 共用構築物及公用樓梯	N/A
29. (#)	Horizontal area of staircase, lift shaft and vertical duct solely serving floor accepted as not being accountable for GFA 僅供獲接納不計入總樓面面積的樓層使用的樓梯、升降機槽及垂直管道的水平面積	N/A
30.	Public passage 公眾通道	N/A
31.	Covered set back area 有蓋的後移部分	N/A

		Area (m ²) 面積(平方米)
Bonus GFA 額外總樓面面積		
32.	Bonus GFA 額外總樓面面積	N/A
Additional Green Features under Joint Practice Note (No. 8) 根據聯合作業備考(第8號)提供的額外環保設施		
33.	Buildings adopting Modular Integrated Construction 採用「組裝合成」建築法的樓宇	N/A

Note: The above table is based on the requirements as stipulated in the Practice Note for Authorized Persons, Registered Structural Engineers and Registered Geotechnical Engineers ADM-2 issued by the Buildings Department. The Buildings Department may revise such requirements from time to time as appropriate.

註：上述表格是根據屋宇署所發出的《認可人士、註冊結構工程師及註冊岩土工程師作業備考》ADM-2規定的要求而制訂的。屋宇署會按實際需要不時更改有關要求。

31 INFORMATION IN APPLICATION FOR CONCESSION ON GROSS FLOOR AREA OF BUILDING

申請建築物總樓面面積寬免的資料

ENVIRONMENTAL ASSESSMENT OF THE BUILDING AND INFORMATION ON THE ESTIMATED ENERGY PERFORMANCE OR CONSUMPTION FOR THE COMMON PARTS OF THE DEVELOPMENT

有關建築物的環境評估及發展項目的公用部分的預計能量表現或消耗的資料

The approved general building plans of this Development are not subject to the requirements stipulated in the Practice Note for Authorized Persons, Registered Structural Engineers and Registered Geotechnical Engineers APP-151 issued by the Building Authority. Environmental assessment and information on the estimated energy performance or consumption for the common parts of this Development were not required to be submitted to the Building Authority as a prerequisite for the granting of gross floor area concessions.

本發展項目的經批准一般建築圖則不受由建築事務監督發出的《認可人士、註冊結構工程師及註冊岩土工程師作業備考》APP-151 規定規限。本發展項目的環境評估及公用部分的預計能量表現或消耗的資料無須呈交建築事務監督，以作為批予總樓面面積寬免的先決條件。



ESTIMATED ENERGY PERFORMANCE OR CONSUMPTION FOR THE COMMON PARTS OF THE DEVELOPMENT

發展項目的公用部分的預計能量表現或消耗

Latest information on the estimated energy performance or consumption for the common parts of the development as submitted to the Building Authority prior to the printing of the sales brochures:

於印製售樓說明書前呈交予建築事務監督發展項目的公用部份的預計能量表現或消耗的最近期資料：

Part I 第 I 部分	
Provision of Central Air Conditioning 提供中央空調	NO 否
Provision of Energy Efficient Features 提供具能源效益的設施	YES 是
Energy Efficient Features proposed 擬安裝的具能源效益的設施：	1. Indoor Swimming Pool Heat Pump AC System 室內泳池熱泵冷氣系統 2. Variable Speed Carpark Ventilation System 可變速停車場給排風系統 3. Variable Refrigerant Flow AC System 變頻冷媒多聯式冷氣系統

31 INFORMATION IN APPLICATION FOR CONCESSION ON GROSS FLOOR AREA OF BUILDING

申請建築物總樓面面積寬免的資料

Part II: The predicted annual energy use of the proposed building / part of building (Note 1) 第 II 部分：擬興建樓宇/部分樓宇預計每年能源消耗量(備註 1)：					
Location 位置	Internal Floor Area Served (m ²) 使用有關裝置的內部樓面面積(平方米)	Annual Energy Use of Baseline Building (Note 2) 基線樓宇(備註 2) 每年能源消耗量		Annual Energy Use of Proposed Building 擬興建樓宇每年能源消耗量	
		Electricity kWh/m ² /annum 電力 千瓦小時/平方米/年	Town Gas / LPG unit/m ² /annum 煤氣/石油氣 用量單位/平方米/年	Electricity kWh/m ² /annum 電力 千瓦小時/平方米/年	Town Gas / LPG unit/m ² /annum 煤氣/石油氣 用量單位/平方米/年
Area served by central building services installation (Note 3) 有使用中央屋宇裝備裝置的部份(備註 3)	30,860	175	N/A	225	N/A

Part III: The following installations are designed in accordance with the relevant Codes of Practices published by the Electrical & Mechanical Services Department (EMSD) 第 III 部分：以下裝置乃按機電工程署公布的相關實務守則設計			
Type of Installations 裝置類型	YES 是	NO 否	N/A 不適用
Lighting Installations 照明裝置	✓		
Air Conditioning Installations 空調裝置	✓		
Electrical Installations 電力裝置	✓		
Lift & Escalator Installations 升降機及自動梯的裝置	✓		
Performance-based Approach 以總能源為本的方法			✓

Notes:

- In general, the lower the estimated “Annual Energy Use” of the building, the more efficient of the building in terms of energy use. For example, if the estimated “annual energy use of proposed building” is less than the estimated “annual energy use of baseline building”, it means the predicted use of energy is more efficient in the proposed building than in the baseline building. The larger the reduction, the greater the efficiency.
The predicted annual energy use, in terms of electricity consumption (kWh/m²/annum) and town gas/LPG consumption (unit/m²/annum), of the development by the internal floor area served, where: (a) “total annual energy use” has the same meaning of “annual energy use” in the BEAM Plus New Buildings (current version); and (b) “internal floor area”, in relation a building, a space or a unit means the floor area of all enclosed space measured to the internal faces of enclosing external and/or party walls.
- “Baseline Building” has the same meaning as “Baseline Building Model (zero-credit benchmark)” in the BEAM Plus New Buildings (current version).
- “Central Building Services Installation” has the same meaning as that in the Code of Practice for Energy Efficiency of Building Services Installation issued by the Electrical and Mechanical Services Department.

備註：

- 一般而言，一棟樓宇的預計“每年能源消耗量”愈低，其節約能源的效益愈高。如一棟樓宇預計的“每年能源消耗量”低於該樓宇的“基線樓宇每年能源消耗量”，則代表預計該樓宇的能源應用較其基線樓宇有效，削減幅度愈大則代表有關樓宇能源節約的效益愈高。
預計每年能源消耗量[以耗電量(千瓦小時/平方米/年)及煤氣/石油氣消耗量(用量單位/平方米/年)計算]，指將發展項目的每年能源消耗總量除以使用有關裝置的內部樓面面積所得出的商，其中：(a)“每年能源消耗量”與新建樓宇 BEAM Plus 標準(現行版本)中的「年能源消耗」具有相同涵義；及(b)樓宇、空間或單位的“內部樓面面積”，指外牆及/或共用牆的內壁之內表面起量度出來的樓面面積。
- “基準樓宇”與新建樓宇 BEAM Plus 標準(現行版本)中的“基準建築物模式(零分標準)”具有相同涵義。
- “中央屋宇裝備裝置”與機電工程署發出的《屋宇裝備裝置能源效益實務守則》中的涵義相同。

32 WEBSITE OF THE DEVELOPMENT 發展項目之互聯網網站

The address of the website designated by the Vendor for the Development for the purposes of Part 2 of the Residential Properties (First-hand Sales) Ordinance: www.thecorniche.com.hk

賣方為施行《一手住宅物業銷售條例》第2部而就發展項目指定的互聯網網站的網址：www.thecorniche.com.hk

33 DATE OF PRINTING OF SALES BROCHURE 售樓說明書印製日期

Date of printing of this sales brochure: 11 November 2022

售樓說明書印製日期：2022年11月11日

34 POSSIBLE FUTURE CHANGES 日後可能出現的改變

There may be future changes to the Development and the surrounding areas.

發展項目及其週邊地區日後可能出現改變。

EXAMINATION RECORD

檢視記錄

Examination/Revision Date 檢視/修改日期	Revision Made 所作修改		
	Page Number in version with Printing Date on 11 November 2022 2022年11月11日 印製版本之頁次	Page Number in revised version with Examination Date on 10 February 2023 2023年2月10日 檢視版本之頁次	Revision Made 所作修改
10 February 2023 2023年2月10日	13	13	Location Plan of the Development is updated. 更新發展項目的所在位置圖。
	14-15	14-15	Aerial Photographs of the Development are updated. 更新發展項目的鳥瞰照片。
	16-17	16-17	Aerial Photographs of the Development are deleted. 刪除發展項目的鳥瞰照片。
	74, 75, 76, 77, 80, 81, 100-119	74, 75, 75A, 75B, 76, 77, 77A, 77B, 80, 81, 81A, 81B, 100-119	Floor Plans of Residential Properties in the Development are updated. 更新發展項目的住宅物業的樓面平面圖。
	165, 166	165, 166	Floor Plans of Parking Spaces in the Development are updated. 更新發展項目中的停車位的樓面平面圖。
	218, 220-223, 227, 247, 250, 251, 253, 294-297, 299, 301, 305-308, 310	218, 218A, 220-223, 227, 247, 250, 251, 253, 294-297, 299, 301, 305-308, 310	Fittings, Finishes and Appliances are updated. 更新裝置、裝修物料及設備。

EXAMINATION RECORD

檢視記錄

Examination/Revision Date 檢視/修改日期	Revision Made 所作修改		
	Page Number in revised version with Examination Date on 10 February 2023 2023年2月10日 檢視版本之頁次	Page Number in revised version with Examination Date on 10 May 2023 2023年5月10日 檢視版本之頁次	Revision Made 所作修改
10 May 2023 2023年5月10日	4, 6	4, 6	Notes to Purchasers of First-Hand Residential Properties are updated. 更新一手住宅物業買家須知。
	13	13	Location Plan of the Development is updated. 更新發展項目的所在位置圖。
	16	16	Aerial Photographs of the Development is updated. 更新發展項目的鳥瞰照片。
	247	247	Fittings, Finishes and Appliances is updated. 更新裝置、裝修物料及設備。

Examination/Revision Date 檢視/修改日期	Revision Made 所作修改		
	Page Number in revised version with Examination Date on 10 May 2023 2023年5月10日 檢視版本之頁次	Page Number in revised version with Examination Date on 10 August 2023 2023年8月10日 檢視版本之頁次	Revision Made 所作修改
10 August 2023 2023年8月10日	12	12	Information on Property Management is updated. 更新物業管理的資料。
	13	13	Location Plan of the Development is updated. 更新發展項目的所在位置圖。
	70-75, 75A, 75B, 76, 77, 77A, 77B, 80, 81, 81A, 81B	70, 71, 71A, 71B, 72, 73, 73A, 73B, 74, 75, 75A, 75B, 76, 77, 77A, 77B, 80, 81, 81A, 81B	Floor Plans of Residential Properties in the Development are updated. 更新發展項目的住宅物業的樓面平面圖。
	169, 171, 173	169, 171, 173	Summary of Deed of Mutual Covenant are updated. 更新公契的摘要。
	215	215	Inspection of Plans and Deed of Mutual Covenant is updated. 更新閱覽圖則及公契。

EXAMINATION RECORD

檢視記錄

Examination/Revision Date 檢視/修改日期	Revision Made 所作修改		
	Page Number in revised version with Examination Date on 10 August 2023 2023年8月10日 檢視版本之頁次	Page Number in revised version with Examination Date on 10 November 2023 2023年11月10日 檢視版本之頁次	Revision Made 所作修改
10 November 2023 2023年11月10日	13	13	Location Plan of the Development is updated. 更新發展項目的所在位置圖。
	217-228, 249-254, 293-300, 304-306, 309-311, 313	217-228, 234A, 234B, 234C, 234D, 234E, 234F, 249-254, 293-300, 304-306, 309-311, 313	Fittings, Finishes and Appliances are updated. 更新裝置、裝修物料及設備。
	328, 329, 331	328, 329, 331	Information in Application for Concession on Gross Floor Area of Building are updated. 更新申請建築物總樓面面積寬免的資料。

Examination/Revision Date 檢視/修改日期	Revision Made 所作修改		
	Page Number in revised version with Examination Date on 10 November 2023 2023年11月10日 檢視版本之頁次	Page Number in revised version with Examination Date on 9 February 2024 2024年2月9日 檢視版本之頁次	Revision Made 所作修改
9 February 2024 2024年2月9日	13	13	Location Plan of the Development is updated. 更新發展項目的所在位置圖。
	14-15	14-15	Aerial Photographs of the Development is updated. 更新發展項目的鳥瞰照片。
	16	16	Aerial Photographs of the Development are deleted. 刪除發展項目的鳥瞰照片。
	71A, 73A, 75A	71A, 73A, 75A	Floor Plans of Residential Properties in the Development are updated. 更新發展項目的住宅物業的樓面平面圖。
	217, 218-228, 234A, 234B, 234C, 234D, 234E, 234F, 234G, 234H, 234I, 234J, 234K, 234L, 238-313	217, 217A, 218-228, 234A, 234B, 234C, 234D, 234E, 234F, 234G, 234H, 234I, 234J, 234K, 234L, 238-313	Fittings, Finishes and Appliances are updated. 更新裝置、裝修物料及設備。

